

Pacific SD

Board Policy

Physical Education

BP 6142.7 Instruction

The Board of Trustees recognizes the positive benefits of physical activity on student health and academic achievement. The Board desires to provide a physical education program that supports the district's coordinated student wellness program, provides an adequate amount of moderate to vigorous physical activity, builds interest and proficiency in movement skills, and encourages students' lifelong fitness through physical activity. Besides promoting high levels of personal achievement and a positive self-image, physical education activities should teach students how to cooperate in the achievement of common goals.

(cf. 5030 - Student Wellness)
(cf. 5121 - Grades/Evaluation of Student Achievement)
(cf. 6142.8 - Comprehensive Health Education)
~~(cf. 6145.2 - Athletic Competition)~~
~~(cf. 6146.1 - High School Graduation Requirements)~~
~~(cf. 6146.11 - Alternative Credits Toward Graduation)~~

The Board shall approve the components of the physical education program. The district's program shall be aligned with state model content standards and curriculum frameworks for physical education and shall provide a developmentally appropriate sequence of instruction including, at appropriate grade levels, the effects of physical activity upon dynamic health, the mechanics of body movement, ~~; aquatics, gymnastics and tumbling, individual and dual sports, rhythms and dance, team sports, and combatives such as self-defense and fencing.~~

(cf. 6011 - Academic Standards)
(cf. 6143 - Courses of Study)

~~The district's program shall provide equal opportunities for participation in physical education instruction regardless of gender.~~

The Superintendent or designee shall ensure that the district's program provides students with equal opportunities for instruction and participation regardless of gender in accordance with law.

(cf. [0410](#) - Nondiscrimination in District Programs and Activities)

Students with disabilities shall be provided instruction in physical education in accordance with their individualized education program or Section 504 accommodation plan.

(cf. [6159](#) - Individualized Education Program)

(cf. [6164.6](#) - Identification and Education Under Section 504)

~~An appropriate alternative activity or exemption from the physical education class shall be provided for a student with disabilities in accordance with his/her individualized education program or Section 504 accommodation plan.—~~

~~(cf. 6159 - Individualized Education Program)~~

~~(cf. 6164.6 - Identification and Education Under Section 504)~~

~~Physical education staff shall appropriately adjust the amount or type of physical exercise required of students during air pollution episodes, hot weather, or other inclement conditions or as needed to accommodate individual student health needs.~~

During air pollution episodes, extreme weather, or other inclement conditions, physical education staff shall make appropriate adjustments to the program or shall seek alternative indoor space to enable students to participate in active physical education.

(cf. [3514](#) - Environmental Safety)

(cf. [5141.7](#) - Sun Safety)

~~(cf. 3516 - Emergencies and Disaster Preparedness Plan)~~

~~The district's physical education program shall be provided by appropriately credentialed teachers. Continuing professional development shall be offered to physical education teachers and to classroom teachers serving as instructors of physical education in order to enhance the quality of instruction and the variety of activities offered.~~

~~(cf. 4112.2 - Certification)~~

~~(cf. 4131 - Staff Development)~~

~~(cf. 4222 - Teacher Aides/Paraprofessionals)~~

Physical education instruction shall be delivered by appropriately credentialed teachers who may be assisted by instructional aides, paraprofessionals, and/or volunteers.

(cf. [1240](#) - Volunteer Assistance)

(cf. [4112.2](#) - Certification)

(cf. [4112.21](#) - Interns)

(cf. [4113](#) - Assignment)

(cf. [4222](#) - Teacher Aides/Paraprofessionals)

The district shall provide physical education teachers with continuing professional development, including classroom management and instructional strategies designed to keep students engaged and active and to enhance the quality of physical education instruction and assessment.

(cf. [4131](#) - Staff Development)

(cf. [5121](#) - Grades/Evaluation of Student Achievement)

Physical Fitness Testing

The Superintendent/Principal or designee shall annually administer the physical fitness test designated by the State Board of Education to students in grade 5. (Education Code 60800)

~~Temporary Exemptions~~

~~The Superintendent/Principal or designee may grant a temporary exemption from physical education when a student is ill or injured and a modified program to meet his/her needs cannot be provided. (Education Code 51241)~~

Exemptions

The Superintendent or designee may grant a student a temporary exemption from physical education under either of the following conditions: (Education Code [51241](#))

- 1. The student is ill or injured and a modified program to meet his/her needs cannot be provided.*
- 2. The student is enrolled for one-half time or less.*

The Superintendent/Principal or designee shall annually report to the Board the results of the physical fitness testing for each applicable grade level. He/she shall also report to the Board regarding the number of instructional minutes offered in physical education for each grade level, ~~the number of two-year and permanent exemptions granted pursuant to Education Code 51241 as described below,~~ and any other data agreed upon by the Board and the Superintendent/Principal or designee to evaluate program quality and the effectiveness of the district's program in meeting goals for physical activity.

(cf. 0500 - Accountability)

(cf. 6190 - Evaluation of the Instructional Program)

~~The Superintendent/Principal or designee shall report the aggregate results of-~~

~~the physical fitness testing in the annual school accountability report card required by Education Code 33126 and 35256. (Education Code 60800)~~

~~(cf. 0510—School Accountability Report Card)~~

Legal Reference:

EDUCATION CODE

~~33126—School accountability report card
33350-33354—CDE responsibilities re: physical education
35256—School accountability report card
49066—Grades; physical education class
51210—Course of study, grades 1-6
51220—Course of study, grades 7-12
51222—Physical education
51223—Physical education, elementary schools
51241—Temporary or permanent exemption from physical education
51242—Exemption from physical education for athletic program participants
52316—Excuse from attending physical education classes
60800—Physical performance test
CODE OF REGULATIONS, TITLE 5
1040-1048—Physical performance test
3051.5—Adapted physical education for individuals with exceptional needs
10060—Criteria for high school physical education programs
UNITED STATES CODE, TITLE 29
794—Rehabilitation Act of 1973, Section 504
UNITED STATES CODE, TITLE 42
1751—Note Local wellness policy
ATTORNEY GENERAL OPINIONS
53 Ops.Cal.Atty.Gen. 230 (1970)~~

Management Resources:

CSBA PUBLICATIONS

~~Physical Education and California Schools, Policy Brief, rev. October 2007
Monitoring for Success: Student Wellness Policy Implementation Monitoring Report and Guide, 2007
Student Wellness: A Healthy Food and Physical Activity Policy Resource Guide, rev. April 2006
CALIFORNIA DEPARTMENT OF EDUCATION PROGRAM ADVISORIES
0418.89 Physical Education, April 18, 1989
CALIFORNIA DEPARTMENT OF EDUCATION PUBLICATIONS
Physical Education Model Content Standards for California Public Schools: Kindergarten Through Grade 12, January 2005
Physical Education Framework for California Public Schools: Kindergarten Through Grade 12, 1996
CALIFORNIA DEPARTMENT OF HEALTH SERVICES PUBLICATIONS
School Idea and Resource Mini Kit, 2000
CENTERS FOR DISEASE CONTROL AND PREVENTION PUBLICATIONS
School Health Index for Physical Activity and Healthy Eating: A Self-Assessment and Planning Guide for Elementary and Middle/High Schools, 2000
NATIONAL ASSOCIATION OF STATE BOARDS OF EDUCATION PUBLICATIONS
Fit, Healthy and Ready to Learn, 2000
WEB SITES
CSBA: <http://www.csba.org>
California Department of Education, Physical Fitness Testing: <http://www.cde.ca.gov/ta/tg/pf>
California Department of Health Services, School Health Connections:~~

<http://www.dhs.ca.gov/ps/cdic/shc/default.htm>

California Healthy Kids Resource Center: <http://www.californiahealthykids.org>

Centers for Disease Control and Prevention: <http://www.cdc.gov>

Educational Data System, California physical fitness: <http://www.eddata.com/projects/current/cpf>

FITNESSGRAM, Cooper Institute: <http://www.fitnessgram.net>

Healthy People 2010: <http://www.healthypeople.gov>

National Association for Sports and Physical Education: <http://www.aahperd.org/naspe>

National Association of State Boards of Education (NASBE): <http://www.nasbe.org>

National School Boards Association: <http://www.nsba.org>

The California Endowment: <http://www.calendow.org>

EDUCATION CODE

33126 School accountability report card

33350-33354 CDE responsibilities re: physical education

35256 School accountability report card

44250-44277 Credential types

49066 Grades; physical education class

51210 Course of study, grades 1-6

51220 Course of study, grades 7-12

51222 Physical education

51223 Physical education, elementary schools

51241 Temporary, two-year or permanent exemption from physical education

51242 Exemption from physical education for athletic program participants

52316 Excuse from attending physical education classes

60800 Physical performance test

CODE OF REGULATIONS, TITLE 5

1040-1048 Physical performance test

3051.5 Adapted physical education for individuals with exceptional needs

4600-4687 Uniform complaint procedures

10060 Criteria for high school physical education programs

80020 Additional assignment authorizations for specific credentials

80037 Designated subjects teaching credential; special teaching authorization in physical education

80046.1 Added authorization to teach adapted physical education

UNITED STATES CODE, TITLE 29

794 Rehabilitation Act of 1973, Section 504

UNITED STATES CODE, TITLE 42

1758b Local wellness policy

ATTORNEY GENERAL OPINIONS

53 Ops. Cal. Atty. Gen. 230 (1970)

COURT DECISIONS

Doe v. Albany Unified School District (2010) 190 Cal.App.4th 668

Cal200 et al. v. San Francisco Unified School District et al. (2013), San Francisco Superior Court, Case No. CGC-13-534975

Cal200 et al. v. Oakland Unified School District et al. (San Francisco Superior Court, Case No. CPF-14-513959

Management Resources:

CSBA PUBLICATIONS

Districts at Risk from Lawsuits Regarding PE Instructional Minute Requirement, Legal Alert, May 2015

Monitoring for Success: A Guide for Assessing and Strengthening Student Wellness Policies, 2012

Student Wellness: A Healthy Food and Physical Activity Policy Resource Guide, rev. 2012

Active Bodies, Active Minds: Physical Activity and Academic Achievement, Fact Sheet, February 2010

Maximizing Opportunities for Physical Activity Through Joint Use of Facilities, Policy Brief, rev. February 2010

Maximizing Opportunities for Physical Activity During the School Day, Fact Sheet, November 2009

Moderate to Vigorous Physical Activity in Physical Education to Improve Health and Academic Outcomes, Fact Sheet, November 2009

Proposed Updated Policy

Physical Education and California Schools, Policy Brief, rev. October 2007

CALIFORNIA DEPARTMENT OF EDUCATION PUBLICATIONS

Physical Education Framework for California Public Schools: Kindergarten Through Grade 12, 2009

Physical Education Model Content Standards for California Public Schools: Kindergarten Through Grade 12, January 2005

Adapted Physical Education Guidelines for California Schools, 2003

CENTERS FOR DISEASE CONTROL AND PREVENTION PUBLICATIONS

School Health Index (SHI): Self-Assessment and Planning Guide 2014

COMMISSION ON TEACHER CREDENTIALING PUBLICATIONS

The Administrator's Assignment Manual, 2007

U.S. DEPARTMENT OF HEALTH AND HUMAN SERVICES PUBLICATIONS

2008 Physical Activity Guidelines for Americans, October 2008

WEB SITES

CSBA: <http://www.csba.org>

California Department of Education, Physical Fitness Testing: <http://www.cde.ca.gov/ta/tg/pf>

California Healthy Kids Resource Center: <http://www.californiahealthykids.org>

California Project LEAN (Leaders Encouraging Activity and Nutrition):

<http://www.californiaprojectlean.org>

Centers for Disease Control and Prevention: <http://www.cdc.gov>

Commission on Teacher Credentialing: <http://www.ctc.ca.gov>

Educational Data System, California physical fitness: <http://www.eddata.com/projects/current/cpf>

Healthy People 2010: <http://www.healthypeople.gov>

National Association for Sport and Physical Education: <http://www.aahperd.org/naspe>

President's Council on Physical Fitness and Sports: <http://www.fitness.gov>

U.S. Department of Health and Human Services: <http://www.health.gov>

Policy PACIFIC SCHOOL DISTRICT

adopted: October 15, 2009

Davenport, California

revised: xxxx

Davenport, California

Pacific Elementary School District

Board of Trustees Meeting
Thursday, May 18th, 2017 @ 4:00 PM
Pacific Elementary School, Davenport, CA

Pacific School Mission Statement

Pacific School's mission is to prepare children for life through experiential learning that addresses the needs of the whole child. We create a safe and secure school environment that promotes social and academic growth and develops an enthusiasm for learning, a positive self-image, and cross-cultural understanding.

All persons are encouraged to attend and, where appropriate, to participate in, meetings of the Pacific School Board of Trustees. Persons wishing to address the Board are asked to state their names for the record. Consideration of all matters is conducted in open session except for those relating to litigation, personnel, and employee negotiations, which, by law, may be considered in executive (closed) session.

Meeting facilities are accessible to persons with disabilities. By request, alternative agenda document formats are available to persons with disabilities. To arrange an alternative agenda document format or to arrange aid or services to modify or accommodate persons with a disability to participate in a public meeting, please provide a written request to: Eric Gross, Superintendent/Principal at the Pacific School District Office at least three working days prior to any public meeting.

Board Meeting Agenda

1. OPENING PROCEDURES FOR OPEN SESSION

1.1. Call to Order – 4:08 p.m.

1.2. Roll Call & Establishment of Quorum

1.2.1. Gwyan Rhabyt, Board President - Present

1.2.2. Don Croll, Board Trustee - Absent

1.2.3. Leanne Salandro, Board Trustee – Present

Others present: Eric Gross, Elizabeth Andrews, Samira Hartje

1.3. Approval of the agenda for May 18th, 2017

1.3.1. Agenda deletions, additions, or changes of sequence

Approved with no changes. Mr. Rhabyt moved, Ms. Salandro seconded. 2 in favor, 0 opposed, 0 abstentions, 1 absence.

2. PUBLIC COMMENTS

2.1. For items not on the agenda, this is an opportunity for the public to address the board directly related to school business. The Board President may allot time to those wishing to speak, but no action will be taken on matters presented (EC §35145.5).

2.2. For items on the agenda, the public will have the opportunity to speak at the time the agenda item is discussed. Please address the Board President.

None.

3. REPORTS

3.1. Superintendent Report

Mr. Gross is working with our insurance and FEMA to get the damage to the building and roof fixed.

Mr. Gross attended a SECA/SELPA meeting. The SELPA is deficit spending by about \$90,000. The superintendents who represent the SELPA Board are working on a solution.

For 2016-17, special education was about 19% of total school expenses.

Mr. Gross is holding a parent meeting May 19 to discuss changes for 2017-18.

The preschool received a \$19,000 grant from the county for 2017-18.

3.2. Board Member Reports

None.

3.3. School Site Council Report

Site Council met on April 24th and has been discussing the wellness policy and budget cuts and associated program changes.

3.4. Parents Club Report

Parents' Club has met and discussed potential changes to music and theater programs, changes to the school day schedule, as well as their budget. There was some discussion about how to encourage a diversity of students to participate in after school programs such as chorus.

4. **CONSENT AGENDA:** These matters may be passed by one roll call motion. Board Members may remove items from the agenda for a separate discussion and vote.

4.1. Approval of Minutes of the Board Meetings on April 20th, 2017

4.2. Approval of Warrant Registers

4.3. Inter-district Transfer Agreement

4.4. Accept resignation of Elise Scheuermann, Aide

4.5. Accept summary & analysis of Governor's May Budget Revision

Approved with no changes. Mr. Rhabyt moved, Ms. Salandro seconded. 2 in favor, 0 opposed, 0 abstentions, 1 absence.

5. PUBLIC HEARINGS

5.1. Proposed increase in statutory school fees imposed on new residential and commercial/industrial development projects pursuant to Education Code §17620

The public hearing was opened at 4:36 p.m. There were no comments. The public hearing was closed at 4:38 p.m.

5.2. Local Control and Accountability Plan

The public hearing was opened at 4:38 p.m. There were no comments. The public hearing was closed at 4:40 p.m.

6. BOARD RESOLUTIONS

- 6.1.** Resolution 2017-20 Resolution to increase statutory school fees imposed on new residential and commercial/industrial development projects pursuant to Education Code §17620

Mr. Gross described the background and impact of this resolution. Approved with no changes. Mr. Rhabyt moved, Ms. Salandro seconded. 2 in favor, 0 opposed, 0 abstentions, 1 absence.

- 6.2.** Resolution 2017-21 Resolution to adopt a Conflict of Interest Code for Trustees and the Superintendent/Principal

Approved with no changes. Mr. Rhabyt moved, Ms. Salandro seconded. 2 in favor, 0 opposed, 0 abstentions, 1 absence.

- 6.3.** Resolution 2017-22 Resolution in Support of SB 751 to Fix the Reserve Cap

Approved with no changes. Mr. Rhabyt moved, Ms. Salandro seconded. 2 in favor, 0 opposed, 0 abstentions, 1 absence.

7. ITEMS TO BE TRANSACTED AND/OR DISCUSSED

- 7.1. Provisional appointment of Interim Trustee to fill vacancy created by resignation of Trustee Salandro. Candidates will be interviewed and a selection will be made at this meeting. (Ed Code 5091)

Mr. Gross has received letters of interest from two people interested in filling the Board vacancy. Candidates will be interviewed will be considered at the board meeting on June 6, 2017, 9:00 a.m.

- 7.2. Approval of Board Policies, Administrative Regulations, Board Bylaws, & Exhibits

- 7.2.1. BP 3513.3 Tobacco-Free Schools
- 7.2.2. BP 3515.2 Disruptions
- 7.2.3. BP & AR 4119.11 Sexual Harassment
- 7.2.4. BP 5111.1 District Residency
- 7.2.5. BP 5113 Absences And Excuses
- 7.2.6. BP 5113.1 Chronic Absence And Truancy
- 7.2.7. BP & AR 5123 Promotion/Acceleration/Retention
- 7.2.8. BP 5131 Conduct
- 7.2.9. BP 5131.62 Tobacco
- 7.2.10. BP 5131.7 Weapons And Dangerous Instruments
- 7.2.11. BP 5141 Health Care And Emergencies
- 7.2.12. BP 5141.27 Food Allergies/Special Dietary Needs
- 7.2.13. BP 5141.3 Health Examinations
- 7.2.14. BP 5141.4 Child Abuse Prevention And Reporting
- 7.2.15. BP 5145.11 Questioning And Apprehension By Law Enforcement
- 7.2.16. BP 5145.7 Sexual Harassment
- 7.2.17. BP & AR 5148.3 Preschool/Early Childhood Education
- 7.2.18. E 5125.1 Release of Directory Information

Approved all proposed Board Policies with no changes. Mr. Rhabyt moved, Ms. Salandro seconded. 2 in favor, 0 opposed, 0 abstentions, 1 absence.

7.3. Approve Pay Scales: both classified and certificated pay scales for 2017-18

7.4. Adding Position – Approval of creation of new SCIA-2 position and pay scale to be the same as the existing preschool co-teacher scale

7.3 and 7.4 were considered together. Approved as presented, including changing the first 4 steps of the aide, secretary, and coordinator scales to address minimum wage increases. Mr. Rhabyt moved, Ms. Salandro seconded. 2 in favor, 0 opposed, 0 abstentions, 1 absence.

7.5. Textbook Adoption – Adoption of English Language Arts curriculum

http://www.benchmarkeducation.com/online/Publications/BE2964_BenchmarkAdvance_Overview/0001_BE2964_page01FrontCover.pdf_FlexPaper-Joined.php

Mr. Gross discussed the ELA textbook selection process. Approved with no changes. Mr. Rhabyt moved, Ms. Salandro seconded. 2 in favor, 0 opposed, 0 abstentions, 1 absence.

7.6. Preschool Self-Evaluation – Approve evaluation of preschool program

The county did a preschool inspection which was very detailed. Approved the self-evaluation with no changes. Mr. Rhabyt moved, Ms. Salandro seconded. 2 in favor, 0 opposed, 0 abstentions, 1 absence.

7.7. Proposition 39 – Discuss options for energy improvement projects utilizing funds from Proposition 39

We have approximately \$131,000 left, which will be our total allotment. It needs to be spent within about 18 months. Mynt has proposed a set of actions including replacing the 4 HVAC units, adding solar, and other minor changes. The Board discussed the possibility of installing roofline wind generation capacity, addressing windows in the cafeteria, adding a washer and drier to replace our use of Mission Linens, etc.

The Board authorized Mr. Gross to proceed with prop 39 projects as proposed or with modifications as Mr. Gross sees fit. Mr. Rhabyt moved, Ms. Salandro seconded. 2 in favor, 0 opposed, 0 abstentions, 1 absence.

7.8. District Goals & Metrics – Adoption of goals for district, with metrics for measuring progress toward goals

The Board discussed and edited the proposed district goals and metrics. Mr. Gross will continue making edits and bring it to the Board again at the next meeting.

7.9. Board Self-Evaluation -- The Board will examine their efficacy using a rating tool

The Board made one edit to the tool. The Board agreed that all three members of the Board will complete the tool and make substantive comments by the June 6 meeting.

7.10. Superintendent Evaluation – The Board will evaluate the performance of

the Superintendent

Mr. Rhabyt proposed that each of the three Board members would independently compose a one page narrative evaluation of the superintendent, roughly addressing the draft district goals, and suggesting future action plans where appropriate. Ms. Salandro and Mr. Croll will submit their evaluations to Mr. Rhabyt. The evaluations will be discussed in closed session at the June 6 meeting. Mr. Rhabyt moved, Ms. Salandro seconded. 2 in favor, 0 opposed, 0 abstentions, 1 absence.

7.11. Test Results & Subgroups

The CELDT scores indicate that we are not making the progress with English language development for English language learners that we would like. The goal is for each ELL student to advance one level each year. The new language arts curriculum should help us meet this goal.

The Board reviewed CAASPP results from 2015-16.

7.12. Local Control and Accountability Plan

Mr. Gross presented a draft the LCAP.

8. SCHEDULE OF COMING EVENTS

8.1. Next Regular Board Meeting: June 6th, 2017, 9:00 a.m.

The Board agreed to add a special Board meeting May 26, 2:00 p.m. to discuss teacher leaves.

9. CLOSED SESSION

10. REPORT OF ACTIONS TAKEN IN CLOSED SESSION

None

11. ADJOURNMENT – 7:50 p.m.

If requested, this agenda shall be made available in appropriate alternative formats to persons with a disability, as required by section 202 of the Americans with Disabilities Act (42 U.S.C. section 12132) and the federal rules and regulations implementing the Act. Individuals requesting a disability-related modification or accommodation may contact the District Office.

The board book for this meeting, including this agenda and any back-up materials, may be viewed or downloaded online: <http://www.pacificesd.org/governance.html> or may be viewed at the school: 50 Ocean St. Davenport CA 95017.

Translation Requests: Spanish language translation is available on an as-needed basis.

Solicitudes de Traducción: Traducciones del inglés al español y del español al inglés están disponibles en las sesiones de la mesa directiva.

Pacific Elementary School District

Board of Trustees Meeting
Friday, May 26th, 2017 @ 2:00 PM
Pacific Elementary School, Davenport, CA

Pacific School Mission Statement

Pacific School's mission is to prepare children for life through experiential learning that addresses the needs of the whole child. We create a safe and secure school environment that promotes social and academic growth and develops an enthusiasm for learning, a positive self-image, and cross-cultural understanding.

All persons are encouraged to attend and, where appropriate, to participate in, meetings of the Pacific School Board of Trustees. Persons wishing to address the Board are asked to state their names for the record. Consideration of all matters is conducted in open session except for those relating to litigation, personnel, and employee negotiations, which, by law, may be considered in executive (closed) session.

Meeting facilities are accessible to persons with disabilities. By request, alternative agenda document formats are available to persons with disabilities. To arrange an alternative agenda document format or to arrange aid or services to modify or accommodate persons with a disability to participate in a public meeting, please provide a written request to: Eric Gross, Superintendent/Principal at the Pacific School District Office at least three working days prior to any public meeting.

Board Meeting Agenda

1. OPENING PROCEDURES FOR OPEN SESSION

1.1. Call to Order – 2:10 p.m.

1.2. Roll Call & Establishment of Quorum

1.2.1. Gwyon Rhabyt, Board President - Present

1.2.2. Don Croll, Board Trustee - Present

1.2.3. Leanne Salandro, Board Trustee – Present

Others present: Elizabeth Andrews, Eric Gross, Samira Hartje

1.3. Approval of the agenda for May 26th, 2017

1.3.1. Agenda deletions, additions, or changes of sequence

Mr. Rhabyt noted that preferred practice is to approve minutes at regular, not special, meetings. The approval of the minutes from the May 18th was tabled for the next regular meeting. Items 2 through 6 were removed from the agenda.

2. PUBLIC COMMENTS

2.1. For items not on the agenda, this is an opportunity for the public to address the board directly related to school business. The Board President may allot time to those wishing to speak, but no action will be taken on matters presented (EC §35145.5).

2.2. For items on the agenda, the public will have the opportunity to speak at the time the agenda item is discussed. Please address the Board President.

Ms. Hartje submitted a letter to the Board requesting a year-long leave of absence.

3. REPORTS

- 3.1. Superintendent Report
- 3.2. Board Member Reports
- 3.3. School Site Council Report
- 3.4. Parents Club Report

None

4. **CONSENT AGENDA:** These matters may be passed by one roll call motion. Board Members may remove items from the agenda for a separate discussion and vote.

- 4.1. Approval of Minutes of the Board Meeting on May 18th, 2017

Tabled

5. PUBLIC HEARINGS

None

6. BOARD RESOLUTIONS

None

7. ITEMS TO BE TRANSACTED AND/OR DISCUSSED

- 7.1. AR 4161.2 Personal Leaves

The Board reviewed the previously adopted AR 4161.2. and discussed previous situations that have arisen at Pacific School regarding teacher leaves. Ms. Hartje discussed some of the points in her letter to the Board.

With the help of the Board, Mr. Croll drafted the following language for a possible policy which Mr. Gross will take for review by legal experts.

“Certificated staff with at least 7 years continuous employment in the Pacific School District, and who has a record of outstanding performance, may submit a proposal for the superintendent’s consideration for a sabbatical for one academic year to undertake a significant professional development project. The proposal must be submitted by January 15th of the preceding academic year. The proposal shall include:

- A description of proposed personal development program
- Reporting schedule for development activities, including a final report to be submitted prior to resuming teaching duties at the end of the leave
- Notification of return to normal teaching obligations must be provided to the Superintendent by January 15th during the sabbatical term to be considered for resumption of paid employment”

8. SCHEDULE OF COMING EVENTS

- 8.1. Next Regular Board Meeting: June 28th, 2017 3:00PM

Special meetings scheduled for June 1, noon, and June 6, 9:00 PM

9. CLOSED SESSION

- 9.1. Public Employee Discipline/Dismissal/Release (Section 54957.6)

10. REPORT OF ACTIONS TAKEN IN CLOSED SESSION

The Board determined that the leave request did not fall under current policy. The Board directed the superintendent to work with legal counsel to determine whether the newly proposed additional administrative regulation is appropriate to adopt.

11. ADJOURNMENT – 4:37 p.m.

If requested, this agenda shall be made available in appropriate alternative formats to persons with a disability, as required by section 202 of the Americans with Disabilities Act (42 U.S.C. section 12132) and the federal rules and regulations implementing the Act. Individuals requesting a disability-related modification or accommodation may contact the District Office.

The board book for this meeting, including this agenda and any back-up materials, may be viewed or downloaded online: <http://www.pacificesd.org/governance.html> or may be viewed at the school: 50 Ocean St. Davenport CA 95017.

Translation Requests: Spanish language translation is available on an as-needed basis.

Solicitudes de Traducción: *Traducciones del inglés al español y del español al inglés están disponibles en las sesiones de la mesa directiva.*

Pacific Elementary School District

Board of Trustees Meeting
Tuesday, June 6th, 2017 @ 9:00 AM
Pacific Elementary School, Davenport, CA

Pacific School Mission Statement

Pacific School's mission is to prepare children for life through experiential learning that addresses the needs of the whole child. We create a safe and secure school environment that promotes social and academic growth and develops an enthusiasm for learning, a positive self-image, and cross-cultural understanding.

All persons are encouraged to attend and, where appropriate, to participate in, meetings of the Pacific School Board of Trustees. Persons wishing to address the Board are asked to state their names for the record. Consideration of all matters is conducted in open session except for those relating to litigation, personnel, and employee negotiations, which, by law, may be considered in executive (closed) session.

Meeting facilities are accessible to persons with disabilities. By request, alternative agenda document formats are available to persons with disabilities. To arrange an alternative agenda document format or to arrange aid or services to modify or accommodate persons with a disability to participate in a public meeting, please provide a written request to: Eric Gross, Superintendent/Principal at the Pacific School District Office at least three working days prior to any public meeting.

Board Meeting Minutes

1. OPENING PROCEDURES FOR OPEN SESSION

1.1. Call to Order

1.2. Roll Call & Establishment of Quorum

1.2.1. Gwyan Rhabyt, Board President – Attended via phone

1.2.2. Don Croll, Board Trustee -- Absent

1.2.3. Leanne Salandro, Board Trustee – Present

Others present: Eric Gross

1.3. Approval of the agenda for June 6th, 2017

1.3.1. Agenda deletions, additions, or changes of sequence

1.3.2. The agenda was adopted after the following modifications:

1.3.2.1. Item 1.3 was corrected to June 6th, 2017

2. PUBLIC COMMENTS

2.1. For items not on the agenda, this is an opportunity for the public to address the board directly related to school business. The Board President may allot time to those wishing to speak, but no action will be taken on matters presented (EC §35145.5).

2.2. For items on the agenda, the public will have the opportunity to speak at the time the agenda item is discussed. Please address the Board President.

There were no comments from the public.

3. PUBLIC HEARINGS

3.1. 2017-18 Local Control and Accountability Plan

Hearing opened 9:03. No public comment. Hearing closed 9:04

3.2. 2017-18 Budget

Hearing opened 9:05. No public comment. Hearing closed 9:06

4. BOARD RESOLUTIONS

5. ITEMS TO BE TRANSACTED AND/OR DISCUSSED

- 5.1. Provisional appointment of Interim Trustee to fill vacancy created by resignation of Trustee Salandro. Candidates will be interviewed and a selection will be made at this meeting. (Ed Code 5091)

Cari Napoles nominated as Interim Trustee by Mr. Rhabyt (Ed Code 5091(d)). The term of this provisional appointment lasts until the next regularly scheduled election, at which point the trustee must either be elected to a regular term or decline to run (Ed Code 5091(e)). The nomination was seconded by Ms. Salandro. Ms. Napoles was approved unanimously: 2 in favor, 0 opposed, 0 abstentions, 1 absence.

6. SCHEDULE OF COMING EVENTS

- 6.1. A special Board Meeting was scheduled for: June 9th, 2017 9:30AM

7. ADJOURNMENT

Meeting adjourned 9:13AM

If requested, this agenda shall be made available in appropriate alternative formats to persons with a disability, as required by section 202 of the Americans with Disabilities Act (42 U.S.C. section 12132) and the federal rules and regulations implementing the Act. Individuals requesting a disability-related modification or accommodation may contact the District Office.

The board book for this meeting, including this agenda and any back-up materials, may be viewed or downloaded online: <http://www.pacificesd.org/governance.html> or may be viewed at the school: 50 Ocean St. Davenport CA 95017.

Translation Requests: Spanish language translation is available on an as-needed basis.

Solicitudes de Traducción: Traducciones del inglés al español y del español al inglés están disponibles en las sesiones de la mesa directiva.

Pacific Elementary School District

Board of Trustees Meeting
Thursday, June 1st, 2017 @ 12:00 PM
Pacific Elementary School, Davenport, CA

Pacific School Mission Statement

Pacific School's mission is to prepare children for life through experiential learning that addresses the needs of the whole child. We create a safe and secure school environment that promotes social and academic growth and develops an enthusiasm for learning, a positive self-image, and cross-cultural understanding.

All persons are encouraged to attend and, where appropriate, to participate in, meetings of the Pacific School Board of Trustees. Persons wishing to address the Board are asked to state their names for the record. Consideration of all matters is conducted in open session except for those relating to litigation, personnel, and employee negotiations, which, by law, may be considered in executive (closed) session.

Meeting facilities are accessible to persons with disabilities. By request, alternative agenda document formats are available to persons with disabilities. To arrange an alternative agenda document format or to arrange aid or services to modify or accommodate persons with a disability to participate in a public meeting, please provide a written request to: Eric Gross, Superintendent/Principal at the Pacific School District Office at least three working days prior to any public meeting.

Board Meeting Minutes

1. OPENING PROCEDURES FOR OPEN SESSION

- 1.1. Call to Order - 12:10 p.m.
- 1.2. Roll Call & Establishment of Quorum
 - 1.2.1. Gwyne Rhabyt, Board President - Present
 - 1.2.2. Don Croll, Board Trustee - Present
 - 1.2.3. Leanne Salandro, Board Trustee - Present

Others present: Eric Gross, Elizabeth Andrews

2. ITEMS TO BE TRANSACTED AND/OR DISCUSSED

- 2.1. Budget – The board will discuss the proposed budget for the 2017-18 Fiscal Year and consider spending priorities for the Local Control and Accountability Plan. Final approval of the budget and LCAP will occur at the 6/28/17 @ 3:00PM

Mr. Gross described the purpose of the LCAP and reviewed our draft LCAP's goals. The Board discussed budget changes and progress on various goals.

Ms. Andrews reviewed the draft July 1, 2017-18, budget. The draft budget is approximately balanced in fund 1, assuming enrollment of 120 students.

The public had no comments on the LCAP or the budget.

3. SCHEDULE OF COMING EVENTS

3.1. Next Board Meeting: June 6th, 2017 9:00AM

4. CLOSED SESSION

5. REPORT OF ACTIONS TAKEN IN CLOSED SESSION

6. ADJOURNMENT

If requested, this agenda shall be made available in appropriate alternative formats to persons with a disability, as required by section 202 of the Americans with Disabilities Act (42 U.S.C. section 12132) and the federal rules and regulations implementing the Act. Individuals requesting a disability-related modification or accommodation may contact the District Office.

The board book for this meeting, including this agenda and any back-up materials, may be viewed or downloaded online: <http://www.pacificesd.org/governance.html> or may be viewed at the school: 50 Ocean St. Davenport CA 95017.

Translation Requests: Spanish language translation is available on an as-needed basis.

Solicitudes de Traducción: *Traducciones del inglés al español y del español al inglés están disponibles en las sesiones de la mesa directiva.*

Pacific SD

Board Policy

Academic Standards

BP 6011

Instruction

The Board of Trustees shall adopt high academic standards for student achievement which challenge all students to reach their full potential and which ~~clarify~~ *specify* what students are expected to know and be able to do at each grade level and in each area of study. *These standards shall reflect the knowledge and skills needed for students to be adequately prepared for postsecondary education, employment, and responsible citizenship.*

The Superintendent or designee shall provide the Board with recommended standards. In developing these recommended standards, the Superintendent or designee shall use a process that involves teachers, school site and district administrators, students, parents/guardians, and community members. He/she shall ensure the alignment of the standards with the district's vision and goals and ensure the proper articulation of standards between grade levels. *He/she also shall ensure that the standards are easily understandable and measurable.*

(cf. 0000 - Vision)
(cf. 0200 - Goals for the School District)
(cf. 1220 - Citizen Advisory Committees)
(cf. 6143 - Courses of Study)
(cf. 6146.1 - High School Graduation Requirements)
(cf. 6146.5 - Elementary/Middle School Graduation Requirements)

District standards for English language arts, English language development, mathematics, science, health education, history-social science, physical education, visual and performing arts, world languages, career technical education, and preschool education shall meet or exceed statewide model content standards adopted by the State Board of Education or the State Superintendent of Public Instruction as applicable.

(cf. 5148.3 - Preschool/Early Childhood Education)
(cf. 6142.2 - World/Foreign Language Instruction)
(cf. 6142.6 - Visual and Performing Arts Education)
(cf. 6142.7 - Physical Education)
(cf. 6142.8 - Comprehensive Health Education)
(cf. 6142.91 - Reading/Language Arts Instruction)
(cf. 6142.92 - Mathematics Instruction)
(cf. 6142.93 - Science Instruction)

(cf. 6142.94 - History-Social Science Instruction)
(cf. 6174 - Education for English Language Learners)
(cf. 6178 - Career Technical Education)

District curriculum, instruction, student assessments, and evaluations of the instructional program shall be aligned with district content standards. In accordance with Education Code [44662](#), standards of expected student achievement also shall be used in evaluating teacher performance.

(cf. [0500](#) - Accountability)

(cf. [4115](#) - Evaluation/Supervision)

(cf. [6141](#) - Curriculum Development and Evaluation)

(cf. [6143](#) - Courses of Study)

(cf. [6162.5](#) - Student Assessment)

(cf. [6190](#) - Evaluation of the Instructional Program)

Teachers and school administrators shall receive professional development to ensure their understanding of the standards and to discuss effective instructional methods in preparing students to meet the standards.

(cf. 4131 - Staff Development)
(cf. 4331 - Staff Development)

~~The Superintendent or designee shall annually communicate the applicable standards to students and their parents/guardians to inform them of the expectations for student learning at their grade level.~~

Teachers and school administrators shall receive ongoing professional development to inform them of changes in the standards and to build their capacity to implement effective standards-based instructional methodologies.

(cf. [4131](#) - Staff Development)

(cf. [4331](#) - Staff Development)

The Superintendent or designee shall annually communicate the applicable standards to students and their parents/guardians to inform them of the expectations for student learning at their grade level.

Staff shall continually assess students' progress toward meeting the standards, report each student's progress to the student and his/her parents/guardians, and offer remedial assistance in accordance with Board policy and administrative

regulation.

(cf. 5121 - Grades/Evaluation of Student Achievement)
(cf. 5123 - Promotion/Acceleration/Retention)
(cf. 6177 - Summer School)
(cf. 6179 - Supplemental Instruction)

District standards shall also provide a basis for evaluating the instructional program, making decisions about curriculum and assessment, and, in accordance with Education Code 44662, evaluating teacher performance.

(cf. 0500 - Accountability)
(cf. 4115 - Evaluation/Supervision)
(cf. 6141 - Curriculum Development and Evaluation)
(cf. 6162.5 - Student Assessment)
(cf. 6190 - Evaluation of the Instructional Program)

The Superintendent or designee shall ensure that district standards are regularly reviewed and updated as necessary. At a minimum, district standards shall be reviewed whenever applicable statewide standards are revised and whenever data on student achievement demonstrate that students are not adequately achieving the standards in a particular grade level or subject area.

Legal Reference:

EDUCATION CODE

44662 Evaluation of certificated employees

51003 Statewide academic standards

60605-60605.5 Adoption of statewide academically rigorous content and performance standards

UNITED STATES CODE, TITLE 20

6311 State academic standards and accountability for Title I, Part A

Management Resources:

CALIFORNIA DEPARTMENT OF EDUCATION PUBLICATIONS

World Language Content Standards for California Public Schools, Kindergarten Through Grade Twelve, 2009

California Preschool Learning Foundations, Vol. 1, 2008

Health Education Content Standards for California Public Schools, Kindergarten Through Grade Twelve, March 2008

California Career Technical Education Model Curriculum Standards, Grades Seven Through Twelve, 2006

Physical Education Model Content Standards for California Public Schools, Kindergarten Through Grade Twelve, January 2005

Visual and Performing Arts Content Standards for California Public Schools,

Prekindergarten Through Grade Twelve, January 2001
English-Language Development Standards for California Public Schools,
Kindergarten Through Grade Twelve, July 1999
History-Social Science Content Standards for California Public Schools,
Kindergarten Through Grade Twelve, October 1998
Science Content Standards for California Public Schools, Kindergarten Through
Grade Twelve, October 1998
English-Language Arts Content Standards for California Public Schools,
Kindergarten Through Grade Twelve, December 1997
Mathematics Content Standards for California Public Schools, Kindergarten
Through Grade Twelve, December 1997

WEB SITES

CSBA: <http://www.csba.org>
California Department of Education: <http://www.cde.ca.gov>
U.S. Department of Education: <http://www.ed.gov>

Policy PACIFIC SCHOOL DISTRICT

adopted: October 15, 2009 Davenport, California

Pacific SD

Board Policy

School Day

BP 6112
Instruction

The Board of Trustees shall fix the length of the school day subject to the provisions of law. (Education Code 46100)

(cf. 6111 - School Calendar)

The length of the school day shall apply equally to students with disabilities unless otherwise specified in the student's individualized education program or Section 504 plan.

(cf. [6159](#) - Individualized Education Program)

(cf. [6164.6](#) - Identification and Education Under Section 504)

~~The Superintendent/Principal or designee shall schedule class periods giving consideration to course requirements and curricular demands, availability of school facilities, the age and attention span of students, and legal requirements.~~

The Board encourages flexibility in scheduling so as to provide longer time blocks or class periods when appropriate and desirable to support student learning, provide more intensive study of core academic subjects or extended exploration of complex topics, and reduce transition time between classes.

(cf. 4131 - Staff Development)

Legal Reference:

EDUCATION CODE

8970-8974 Early primary program, including extended-day kindergarten

37202 Equal time in all schools

37670 Year-round schools

46010 Total days of attendance

46100 Length of schoolday

46110-46119 Kindergarten and elementary schools (day of attendance)

46140-46147 Junior high school and high school (day of attendance)

46160-46162 Alternative schedule - junior high and high school

46170 Minimum day - continuation schools

46180 Opportunity schools (minimum day)

46190-46192 Adult school (day of attendance)

46200-46206 Incentives for longer instructional day and year

Management Resources:

CALIFORNIA DEPARTMENT OF EDUCATION CORRESPONDENCE

Kindergarten Information, June 7, 2002

U.S. DEPARTMENT OF EDUCATION PUBLICATIONS

The Uses of Time for Teaching and Learning, October 1996

Extending Learning Time for Disadvantaged Students, August 1995

NATIONAL EDUCATION COMMISSION ON TIME AND LEARNING
PUBLICATIONS

Prisoners of Time, April 1994

WEB SITES

U.S. Department of Education: <http://www.ed.gov>

Policy PACIFIC SCHOOL DISTRICT

adopted: October 15, 2009 Davenport, California

revised: xxxx Davenport, California

Pacific SD

Board Policy

Visual And Performing Arts Education

BP 6142.6

Instruction

The Board of Trustees believes that visual and performing arts are essential to a well-rounded educational program and should be an integral part of the course of study offered to students at all grade levels. The district's arts education program shall provide opportunities for appreciation, creation, and performance of the arts.

(cf. 6143 - Courses of Study)
(cf. 6146.1 - High School Graduation Requirements)

The Board shall adopt academic standards for dance, music, theatre, and visual arts that describe the skills, knowledge, and abilities that students shall be expected to possess at each grade level. The district's standards shall meet or exceed state content standards for each of these disciplines.

(cf. 6011 - Academic Standards)

The Superintendent/Principal or designee shall develop a sequential curriculum for dance, music, theatre, and visual arts which is consistent with the state curriculum framework and includes the following strands:

1. Artistic perception: processing, analyzing, and responding to sensory information through the use of language and skills unique to each arts discipline
2. Creative expression: composing, arranging, and performing a work and using a variety of means to communicate meaning and intent in one's own original works
3. Historical and cultural context: understanding the historical contributions and cultural dimensions of an arts discipline
4. Aesthetic valuing: analyzing and critically assessing works of dance, music, theatre, and visual arts
5. Connections, relations, and applications: connecting, comparing, and applying what is learned in one arts discipline to learning in the other arts, other subject areas, and careers

(cf. 6141 - Curriculum Development and Evaluation)

The Board shall adopt standards-based instructional materials for visual and performing arts in accordance with applicable law, Board policy, and administrative regulation. In addition, the Board encourages teachers to incorporate a variety of media and technologies into lessons, presentations, and explorations in each of the arts disciplines.

(cf. 0400 - District Technology Plan)

(cf. 1312.2 - Complaints Concerning Instructional Materials)

(cf. 6161 - Equipment, Books and Materials)

(cf. 6161.1 - Selection and Evaluation of Instructional Materials)

(cf. 6161.11 - Supplementary Instructional Materials)

(cf. 6161.3 - Toxic Art Materials)

(cf. 6162.6 - Use of Copyrighted Materials)

(cf. 6163.1 - Library Media Centers)

The Superintendent/Principal or designee shall provide a standards-based professional development program designed to increase teachers' knowledge of and ability to teach the arts and to implement adopted instructional materials.

(cf. 4131 - Staff Development)

The Superintendent/Principal or designee shall encourage, as a supplement to teacher instruction, the integration of community arts resources into the educational program. Such resources may include opportunities for students to attend musical and theatrical performances, observe the works of accomplished artists, and work directly with artists-in-residence and volunteers. In addition, the Superintendent/Principal or designee may collaborate with community organizations to share resources and seek grant opportunities.

(cf. 1230 - School-Connected Organizations)

(cf. 1240 - Volunteer Assistance)

(cf. 1260 - Educational Foundation)

(cf. 1700 - Relations between Private Industry and the Schools)

(cf. 3290 - Gifts, Grants and Bequests)

(cf. 6020 - Parent Involvement)

(cf. 6153 - School-Sponsored Trips)

The Superintendent/Principal or designee shall regularly evaluate and report to the Board regarding the implementation of arts education at each grade level and program effectiveness in enabling students to meet academic standards.

(cf. 0500 - Accountability)

~~Arts and Music Block Grants~~

~~Any state funding received through arts and music block grants shall be used only for hiring additional staff, purchasing new materials, books, supplies, and equipment, and/or implementing or increasing staff development opportunities as needed to support standards-aligned arts and music instruction. (SB 77, Item 6110-265-0001, Statutes of 2007)~~

~~Legal Reference:~~

~~EDUCATION CODE~~

~~8820-8830 Arts Work Visual and Performing Arts Educational Program~~

~~8950-8957 California summer school of the arts~~

~~32060-32066 Toxic art supplies~~

~~35330 Field trips~~

~~51210 Course of study, grades 1-6~~

~~51220 Course of study, grades 7-12~~

~~51225.3 Graduation requirements~~

~~58800-58805 Specialized secondary programs~~

~~60200-60206 Instructional materials, elementary schools~~

~~60400-60411 Instructional materials, high schools~~

~~99200-99206 Subject matter projects~~

~~UNCODIFIED STATUTE~~

~~SB 77, Ch. 171, Statutes of 2007, Item 6110-265-0001 Arts and music block grant~~

~~Management Resources:~~

~~CSBA PUBLICATIONS~~

~~Maximizing School Board Leadership: Curriculum Development, 1996~~

~~CALIFORNIA DEPARTMENT OF EDUCATION PUBLICATIONS~~

~~Visual and Performing Arts Framework for California Public Schools:~~

~~Kindergarten through Grade 12, 2004~~

~~Visual and Performing Arts Content Standards, January 2001~~

~~Arts Education Program Toolkit: A Visual and Performing Arts Program~~

~~Assessment Process, 2001~~

~~WEB SITES:~~

~~CSBA: <http://www.csba.org>~~

~~Arts Education Partnership: <http://aep-arts.org>~~

~~California Alliance for Arts Education: <http://www.artsed411.org>~~

~~California Arts Council: <http://www.cac.ca.gov>~~

~~California Art Education Association: <http://www.caea-arteducation.org>~~

~~California Association for Music Education: <http://www.calmusiced.com>~~

~~California Dance Education Association: <http://www.cdeadance.org>~~

~~California Department of Education, Visual and Performing Arts:~~

~~<http://www.cde.ca.gov/ci/vp>~~

~~California Educational Theatre Association: http://www.cetoweb.org/ceta_pages~~

~~The California Arts Project: <http://csmp.ucop.edu/teap>~~

Proposed Policy Update

Legal Reference:

EDUCATION CODE

[8950-8957](#) *California summer school of the arts*

[32060-32066](#) *Toxic art supplies*

[35330-35332](#) *Field trips*

[51210](#) *Course of study, grades 1-6*

[51220](#) *Course of study, grades 7-12*

[51225.3](#) *Graduation requirements*

[58800-58805](#) *Specialized secondary programs*

[60200-60210](#) *Instructional materials, elementary schools*

[60400-60411](#) *Instructional materials, high schools*

[99200-99206](#) *Subject matter projects*

Management Resources:

CALIFORNIA DEPARTMENT OF EDUCATION PUBLICATIONS

Visual and Performing Arts Framework for California Public Schools: Kindergarten through Grade Twelve, 2004

Visual and Performing Arts Content Standards, January 2001

Arts Education Program Toolkit: A Visual and Performing Arts Program Assessment Process, 2001

WEB SITES

CSBA: <http://www.csba.org>

Arts Education Partnership: <http://aep-arts.org>

California Alliance for Arts Education: <http://www.artsed411.org>

California Arts Council: <http://www.cac.ca.gov>

California Art Education Association: <http://www.caea-arteducation.org>

California Dance Education Association: <http://www.cdeadance.org>

California Department of Education, Visual and Performing Arts: <http://www.cde.ca.gov/ci/vp>

California Educational Theatre Association: <http://www.cetoweb.org>

California Music Educators Association: <http://www.calmusiced.com>

The California Arts Project: <http://csmp.ucop.edu/tcap>

Proposed Policy Update

Policy PACIFIC SCHOOL DISTRICT

adopted: October 15, 2009 Davenport, California

revised: xxxx Davenport, California

CALIFORNIA DEPARTMENT OF EDUCATION TOBACCO-FREE SCHOOL DISTRICT CERTIFICATION

District/Charter/County Office of Education Name Pacific Elementary School District		County Name Santa Cruz	County-District-School (CDS) Code 44 69781 6049621	
Contact Person Eric Gross	E-mail egross@pacificesd.org	Telephone Number (831) 425-7002	Date Submitted 6/16/17	

CALIFORNIA HEALTH AND SAFETY CODE, Section 104420 Compliance Requirements

- ☒ The agency's tobacco-free policy prohibits the use of tobacco products any time in agency owned or leased buildings, on agency property, and in agency vehicles. The agency has established written procedures to enforce this policy.
 - **Review** the submitted agency tobacco-free policies **and** enforcement procedures to ensure the above factors are addressed, including dates of approval and revisions. Submitted policies and enforcement should address use by staff, students, visitors, and joint use of property.
 - **Review** the submitted assurance signed by the superintendent or designee that states provisions of the policy are implemented and will be enforced by the agency (see provided sample).
- ☒ The agency's tobacco-free policy specifically prohibits the use of electronic cigarettes or other devices that deliver a vaporized liquid.
- ☒ Policy and enforcement procedures have been communicated clearly to agency personnel, parents, students, and the larger community.
 - **Review** the submitted description of how the information was disseminated to show the policy and enforcement procedures have been communicated.
- ☒ Permanent signs stating, "Tobacco Use is Prohibited" are prominently displayed at all entrances to all agency properties/locations.
 - **Review** submitted evidence of compliance that includes a picture of a permanent sign.
- ☒ Information about tobacco cessation support programs is made available and encouraged for students and staff.
 - **Review** the submitted description as to how information regarding these programs is disseminated.

County Office of Education (COE) coordinators for the Tobacco-Use Prevention Education (TUPE) Program should request of each district or direct-funded charter school evidence of compliance as outlined above for review by the COE and complete this form for submission to the California Department of Education (CDE).

Note: COEs must submit this form and documentation pertaining to the certification of the COE to the CDE Coordinated School Health and Safety Office (CSHSO) for review.

Agencies must meet the requirements for certification by July 1 to apply for TUPE funding for that fiscal year. If the agency does not meet the requirements for certification until after July 1, it is ineligible to apply for TUPE funding until the following fiscal year.

For County and State Use Only

The agency identified above meets the criteria for certification as a Tobacco-Free agency as defined in California *Health and Safety Code, Section 104420* and is eligible to apply for funding beginning July 1, 20____. This certification will remain valid until June 30, 20____.

Signature of COE TUPE Coordinator	Printed Name	Telephone Number	Date
Signature of CDE Consultant (for COE submissions)	Printed Name	Date	Date Entered and Initials

INSTRUCTIONS FOR COMPLETION OF TOBACCO-FREE CERTIFICATION DOCUMENTS

The district, direct-funded charter school, or county office of education (COE) must meet the requirements for tobacco-free certification by June 30 to apply for TUPE funding during that fiscal year. **If the District/Charter/COE does not meet the requirements for certification until after June 30, they are ineligible to apply for TUPE funding until the following fiscal year.**

If compliance cannot be documented for **any** compliance requirement, the agency is not eligible to apply for TUPE funding from the Cigarette and Tobacco Products Surtax Fund.

1. On the top two lines, print the name of the school district, charter school or COE; County name; CDS Code; Contact Person; E-mail address; Telephone number; and Date Submitted. The CDS code includes the 2-digit county code, 5-digit district code, and 7-digit school code. The school code is necessary only if a direct-funded charter school. For districts and COEs, use "0000000" as the school code.
2. For each compliance requirement, the agency should assemble the required documentation, as identified on the form.

Suggested documentation includes:

- a. Copies of the board adopted policies and corresponding administrative regulations that impact students, staff, visitors, and civic use permit holders.

For agencies that subscribe to the California School Board Association's services, this could include the following policies:

1. Board Policy (BP) 1330 and Administrative Regulation (AR) 1330
 2. BP 3513.3 and AR 3513.3
 3. BP 5131.62 and AR 5131.62
- b. A memorandum/letter from the agency's lead administrator, or designee, which states the agency will fully enforce all aspects of the tobacco-free policies adopted by the governing board.
 - c. A written description of how students, parents, and staff are made aware of the agency's tobacco-free policy and enforcement procedures
 - d. A written description of how the community is made aware of the agency's policy including civic use permits.
 - e. A clear picture of a permanent sign posted on agency property that represents the signage used by the agency to alert visitors to the agency's prohibition of tobacco-use.
 - f. A written description of the cessation opportunities available to students and staff, a description of how students and staff are made aware of these services and encouraged to access them. (**Note:** The agency is not required to provide the services, but must be able to identify where and how services are available.)

3. After completing the upper portion of the form and assembling all the supporting documentation showing the agency's compliance with the law, **submit the certification form and supporting documentation to the COE TUPE Coordinator or to the CDE CSHSO.**

A list of the COE TUPE coordinators is available on the CDE's County Office of Education TUPE Coordinators Web page at <http://www.cde.ca.gov/ls/he/at/countycoordinators.asp>.

The COE TUPE coordinator will review all the documentation submitted by the agency to demonstrate compliance with the law. The coordinator will notify an agency directly if documentation does not clearly demonstrate compliance and assist the agency in meeting compliance.

If an agency demonstrates compliance with all requirements, the county coordinator will sign and date the certification form. The effective date of this certification will be July 1 of the fiscal year **following** the approval of the document. The certification will expire three years from the effective date. The COE Coordinator will enter the effective date and expiration date of the certification at the bottom of the document. The COE TUPE Coordinator will submit the original form to the Coordinated School Health and Safety Office (CSHSO) and return a copy to the agency. The COE will retain the submitted documentation for audit purposes.

Note: The county TUPE coordinator cannot certify the COE and must submit the required documentation with this form to the CSHSO for review and certification.

If you have any questions regarding Tobacco-Free Certification, contact your COE TUPE Coordinator or the CDE CSHSO at 916-319-0914.

For more information concerning the TUPE Program, please visit the CDE's Tobacco-Use Prevention Education Program Web page at <http://www.cde.ca.gov/ls/he/at/tupe.asp>.

Sample Assurance Letter

TYPE ON AGENCY LETTERHEAD

To: Coordinated School Health and Safety Office
California Department of Education

From: _____
Agency Name

County
Code (2 digits)

District
Code (5 digits)

School
Code (7 digits)

Re: **Assurance of Compliance with Tobacco-Free Policy**

As the [*Superintendent/Assistant Superintendent/CEO*] of [*agency name*], I hereby attest that this agency complies with California Health *and Safety Code*, *Section 104420*, as it pertains to:

- Adoption of Tobacco-Free policy and enforcement procedures,
- Communication of said policy and enforcement procedures to staff, students, parents, and community,
- Posting of appropriate signs at all entrances to agency property, and
- Dissemination of information to students and staff regarding tobacco cessation opportunities.

This memorandum is my assurance to the California Department of Education that this agency will enforce all aspects of the policy adopted by the agency's Governing Board.

Print Name

Title

Signature

Date

RESOLUTION 2017-24

This resolution is adopted in order to certify the approval of the Governing Board to enter into this transaction with the California Department of Education for the purpose of providing child care and development services and to authorize the designated personnel to sign contract documents for Fiscal Year 2017–18.

RESOLUTION

BE IT RESOLVED that the Governing Board of _____
Pacific Elementary School District

authorizes entering into local agreement number CSPP-7585 and
that the person/s who is/are listed below, is/are authorized to sign the transaction for the
Governing Board.

<u>NAME</u>	<u>TITLE</u>	<u>SIGNATURE</u>
<u>Eric Gross</u>	<u>Superintendent</u>	_____
<u>Elizabeth Andrews</u>	<u>District Office Manager</u>	_____
_____	_____	_____

PASSED AND ADOPTED THIS 28th day of June 2017, by the
Governing Board of Pacific Elementary School District
of Santa Cruz County, in the State of California.

I, Eric Gross, Clerk of the Governing Board of
Pacific Elementary School District, of Santa Cruz County, in the
State of California, certify that the foregoing is a full, true and correct copy of a resolution
adopted by the said Board at a regularly scheduled meeting thereof held at a
regular public place of meeting and the resolution is on file in the office of said Board.

_____ (Clerk's signature)	<u>6/28/17</u> (Date)
------------------------------	--------------------------



1 LEA Summary

2 Expenditure Plan & Site Summary

3 Review & Submit

LEA PROJECT SIR: 1.01

LEA Name: Pacific Elementary

LEA Code: 44697810000000

Grant Amount Request: \$131,377.00

Energy Planning & Training

Schools/Sites

Job Creation

Certifications

* Expenditure Plan Submittal Option: Multiple-Year (bundled) Award Expenditure Plan

* Fiscal Year: 2016-17

* Tier: 2

Total Award Allocation Remaining: \$ 131,377.00

Authorized Representative Contact

* Name: Eric Gross

* Title: Superintendent

* Phone: (831) 425-7002

* E-mail: egross@pacific.org

Project Manager Contact

* Name: Corrina Hansen

* Title: Energy Consultant

* Phone: (408) 426-5420

* E-mail: corrina@myntsystems.com

Energy Planning Reservation Information

Did you request Energy Planning Funds? *if no, move on to next section* Yes

Budget for Energy Surveys and Energy Audits: \$ 5,000.00

Amount Spent for Energy Surveys and Energy Audits: \$ 5,000.00

Budget for Proposition 39 Program Assistance: \$ 45,349.00

Amount Spent for Proposition 39 Program Assistance: \$ 45,349.00

Budget for Energy Manager: \$ 0.00

Amount Spent for Energy Manager: \$ 0.00

Budget for Training: \$ 0.00

Amount Spent for Training: \$ 0.00

Total: \$ 50,349.00

\$ 50,349.00

Energy Manager and Training

Are you hiring an Energy Manager with funds requested in this expenditure Plan? No

Amount Requesting for Energy Manager: \$

Are you using Proposition 39 funds for energy related training costs? No

Amount Requesting for Training: \$

Back to LEA Summary

Save Current Process

Review EEP



1 LEA Summary

2 Expenditure Plan & Site Summary

3 Review & Submit

LEA PROJECT SIR: 1.01

LEA Name: Pacific Elementary

LEA Code: 44697810000000

Grant Amount Request: \$131,377.00

Energy Planning & Training

Schools/Sites

Job Creation

Certifications

Select a school *

Enter a school name, address, or cds code



or View All Schools

Add Selected School

Status	School/Site Name	CDS Code	Project Cost	Prop.39 Share	
Completed	Pacific Elementary	44697816049621	\$156,377.00	\$131,377.00	Edit Detail
		Estimated Total:	\$156,377.00	\$131,377.00	

Supporting Documents ⓘ

Drop files here

Select File

Please select file(s) to upload.

Maximum file size: ~50 MB

Allowed file type: zip, pdf, doc, docx, xls, xlsx, ppt, pptx, rtf, txt, jpg, jpeg, tif, tiff, gif, exe

File Name	
2016-17 EEP Calculations.xlsx	Delete
Energy_Savings_Calculator_Version_8-1 v3.xlsx	Delete
fs_windowfilm.pdf	Delete
IMG_3242.JPG	Delete
Pacific Existing HVAC.pdf	Delete
Proposed PV Location.JPG	Delete
RHHTechData.pdf	Delete
Rusted Existing HVAC.JPG	Delete

Back to LEA Summary

Save Current Process

Review EEP

LEA PROJECT SIR: 1.01

LEA Name: Pacific Elementary LEA Code: 44697810000000 Grant Amount Request: \$131,377.00

Energy Planning & Training Schools/Sites Job Creation Certifications

- ☒ The LEA followed the Proposition 39 Guidelines regarding eligible energy project prioritization considerations.
- ☒ The LEA followed the guidelines regarding sequencing of facility improvements.
- ☒ The LEA commits to use the funds for the eligible energy project(s) approved in its energy expenditure plan.
- ☒ The LEA commits the information included in the application is true and correct based to the best of the LEA's knowledge.
- ☒ The LEA commits that all California Environmental Quality Act (CEQA) requirements are completed.
- ☒ The LEA will obtain DSA project approval as applicable pursuant to California Code of Regulations, Title 24.
- ☒ The LEA acknowledges that the expenditures are subject to financial audit requirements (Public Resources Code Section 26206(e) and 26240(g)).
- ☒ The LEA commits to complying with all reporting requirements.
- ☒ The LEA commits to following all contracting requirements in the Proposition 39 Guidelines, including not using a sole source process to award funds and providing a clear and accurate description of the eligible energy project in all contracts.

Reminder: Please remember to include the signed Utility Data Release Authorization Form for your utility provider to release data to the Energy Commission

TYPE Name of Authorized Representative:	/s/ Eric Gross	Date:	6/13/2017
---	----------------	-------	-----------

Back to LEA Summary Save Current Process Review EEP

1 LEA Summary **2** Expenditure Plan & Site Summary **3** Review & SubmitQuick Link: [Find Your California Representative](#)

* Site Name: Pacific Elementary CDS Code: 44697816049621

* Address: PO Box H * City: Davenport * Zip: 95017

* Assembly District: 29 * Senate District: 17 * Congressional District: 18

SITE LEVEL SIR: 1.01[Site](#) [Benchmarking](#) [Efficiency Measure](#) [Photovoltaic](#) [Power Purchase Agreements](#) [Summary](#)**Project Date*** Estimated Project Start Date
8/1/2017* Estimated Project Completion Date
6/30/2018

* Measure Savings Source: Combination Calculator and Audit

*** Energy Efficiency Narrative Description**

An energy audit was performed for Pacific Elementary in December of 2014. LED lighting, controls, envelope sealing, programmable thermostats, refrigeration, heat pumps and water heating upgrades were completed as part of the 2015-16 EEP. New buildings were installed in the summer of 2016 increasing the square footage of the school from 11,130 to 13,985. The existing roof on the main building is in poor condition and is planned to be replaced in late 2018 using Proposition 51 funds. The roof of one of the new buildings was therefore selected as the most suitable location for the PV. The furnaces were also selected as recommended upgrades. The existing units were installed in 1984 and 2001 and have reached the end of their useful life. Due to the extreme marine environment, components have begun to rust and fall off the units. Replacing these units in summer or fall will avoid loss of use during critical winter months as well as costly fees

[Back to EEP Summary](#)[Save Current Process](#)[Complete site](#)[Delete School](#)



1 LEA Summary

2 Expenditure Plan & Site Summary

3 Review & Submit

Quick Link: [Find Your California Representative](#)

* Site Name: CDS Code:
* Address: * City: * Zip:
* Assembly District: * Senate District: * Congressional District:

SITE LEVEL SIR: 1.01

Site **Benchmarking** Efficiency Measure Photovoltaic Power Purchase Agreements Summary

Reminder: If the school/site is located in a privately-owned leased facility, a Building Owner Certification may be required.

* Square Footage of School/Site (SqFt) * Energy Bill Fiscal Year

**If you have more than one electric, or gas account number, please separate it with ','*

Electric Utility	Electric Utility Account #
<input type="text" value="PG&E"/>	<input type="text" value="5500682549"/>
Gas Utility	Gas Utility Account #
<input type="text" value="PG&E"/>	<input type="text" value="550682549"/>

**Please include all meters, renewable production, etc. servicing the school/site. For costs include all utility costs, PPA costs, third party supplier costs.*

Average Peak Demand	<input type="text" value="19.00"/> (kW)	
On-Site Generation	<input type="text" value="0.00"/> (kWh)	
kWh Purchased From Utility	<input type="text" value="46,429.00"/> (kWh)	
Total Annual Electric Use	<input type="text" value="46,429.00"/> (kWh)	Total Annual Electric Charges \$ <input type="text" value="9,929.00"/>
Total Annual Gas Use	<input type="text" value="2,924.00"/> (therms)	Total Annual Gas Charges \$ <input type="text" value="2,831.00"/>
Total Annual Propane Use	<input type="text" value="0.00"/> (gals)	Total Annual Propane Charges \$ <input type="text" value=""/>
Total Annual Fuel Oil Use	<input type="text" value="0.00"/> (gals)	Total Annual Fuel Oil Charges \$ <input type="text" value=""/>

THE FOLLOWING SECTIONS WILL BE CALCULATED AUTOMATICALLY

Energy Use Intensity Calculator

Electricity	Natural Gas	Other Fuels
<input type="text" value="1.36"/> W/SF	<input type="text" value="0.21"/> Therms/SF	<input type="text" value="0.00"/> Gals/SF
<input type="text" value="3.32"/> kWh/SF	<input type="text" value="0.20"/> Cost/SF	<input type="text" value="0.00"/> Cost/SF
<input type="text" value="0.71"/> Cost/SF		
Energy Costs/SF/Year:	<input type="text" value="0.91"/>	Energy Use(Kbtu)/SF/Year: <input type="text" value="56.48"/>

[Back to EEP Summary](#)

[Save Current Process](#)

[Complete site](#)

[Delete School](#)



1 LEA Summary

2 Expenditure Plan & Site Summary

3 Review & Submit

Quick Link: [Find Your California Representative](#)

* Site Name: CDS Code:
* Address: * City: * Zip:
* Assembly District: * Senate District: * Congressional District:

SITE LEVEL SIR: 1.01

[Site](#) [Benchmarking](#) [Efficiency Measure](#) [Photovoltaic](#) [Power Purchase Agreements](#) [Summary](#)

Proposition 39 Share for Energy Efficiency Measures: \$ ⓘ

Efficiency Measure Detail

* Energy Efficiency Measure

* Pre/Post description (ex: Retrofit 1000 2-lamp fixture of 34w T-12/magnetic ballast to 28w T-8/electronic ballast)

Characters remaining: 256

Demand Savings	<input type="text"/>	(kW)	* Annual Energy Cost Savings	\$ <input type="text"/>
Annual Electric Savings	<input type="text"/>	(kWh)	* Measure Cost	\$ <input type="text"/>
Annual Natural Gas Savings	<input type="text"/>	(therms)	Rebates	\$ <input type="text"/>
Annual Propane Savings	<input type="text"/>	(gallons)	Other Non-Repayable Funds	\$ <input type="text"/>
Annual Fuel Oil Savings	<input type="text"/>	(gallons)	Total Leveraged Funding	\$ <input type="text"/>
Measure SIR	<input type="text"/>			

Add

Efficiency Measures Summary

Pre/Post Description	Annual Energy Cost Saving	Measure Cost	SIR
Canopy lighting (7), replace inc. with LED	\$210.10	\$1,050.00	3.19
Low-e window film (176 square feet)	\$451.66	\$1,936.00	2.51
Replace (4) rooftop furnaces with high efficiency units	\$414.10	\$64,827.00	0.78
Totals:	\$1,075.86	\$67,813.00	

[Back to EEP Summary](#)

[Save Current Process](#)

[Complete site](#)

[Delete School](#)



1 LEA Summary

2 Expenditure Plan & Site Summary

3 Review & Submit

Quick Link: [Find Your California Representative](#)

* Site Name: CDS Code:
* Address: * City: * Zip:
* Assembly District: * Senate District: * Congressional District:

SITE LEVEL SIR: 1.01

[Site](#) [Benchmarking](#) [Efficiency Measure](#) **[Photovoltaic](#)** [Power Purchase Agreements](#) [Summary](#)

Proposition 39 Share for Photovoltaic Measures: \$88,564.00 ⓘ

Photovoltaic Detail

* Effective Useful Life

* PV System Size	<input type="text" value="20.64"/> (kW/AC)	* Year 1 Energy Cost Savings	\$ <input type="text" value="\$5,572.00"/>
* Inverter Size	<input type="text" value="21"/> (kW)	* Measure Cost	\$ <input type="text" value="\$88,564.00"/>
* Year 1 Production	<input type="text" value="30965"/> (kWh)	Rebates	\$ <input type="text" value="\$0.00"/>
Demand Savings	<input type="text" value="5.2"/> (kW)	Other-Non-Repayable Funds	\$ <input type="text" value="\$0.00"/>
		Total Leveraged Funding	\$ <input type="text" value="\$88,564.00"/>
Measure SIR	<input type="text" value="1.06"/>		

Add

Photovoltaic Project Summary

PV System Size (kW/AC)	Demand Savings (kW)	Yr 1 Production (kWh)	Yr 1 Energy Cost Savings	Inverter Size (kW)	Measure Cost	Total Leveraged Funding	SIR
20.64	5.2	30965	\$5,572.00	21	\$88,564.00	\$0.00	1.06
		Totals:	\$5,572.00		\$88,564.00		

[Back to EEP Summary](#)

[Save Current Process](#)

[Complete site](#)

[Delete School](#)

Quick Link:  Find Your California Representative

* Site Name: Pacific Elementary CDS Code: 44697816049621

* Address: PO Box H * City: Davenport * Zip: 95017

* Assembly District: 29 * Senate District: 17 * Congressional District: 18

SITE LEVEL SIR: 1.01

Site Benchmarking Efficiency Measure Photovoltaic Power Purchase Agreements **Summary**

ALL INFORMATION IN THE SUMMARY TAB IS CALCULATED AUTOMATICALLY.

Savings Summary

Total Demand Savings	5	Total Annual Fuel Oil Savings	0
Total Annual Electric Savings	34098	Total Annual Cost Savings	\$ 6,647.86
Total Annual Natural Gas Savings	422	Total Annual Propane Savings	0

Cost & Rebates

Total Project Cost	\$ 156,377.00	Total Prop 39 Share	\$ 131,377.00
Total Cost Paid Under PPA	\$ 0.00		
Total Rebates	\$ 0.00	Total Other Non-Repayable Funds	\$ 25,000.00

Back to EEP Summary Save Current Process Complete site Delete School



1 LEA Summary

2 Expenditure Plan & Site Summary

3 Review & Submit

California Energy Commission Proposition 39 Program
Expenditure Plan Summary



Expenditure Plan Summary

Fiscal Year: 2016-17 Expenditure Plan Submittal Option: Multiple-Year (bundled) Award Expenditure Plan
Total Award Allocation Remaining: \$131,377.00 Grant Amount Request: \$131,377.00 Bundle SIR: 1.01

Application Information

Local Educational Agency (LEA) Name: Pacific Elementary
LEA CDS Code: 44697810000000
Mailing Address: PO Box H
Tier: 2
City: Davenport
Zip Code: 95017-1007
LEA Authorized Representative: Eric Gross
Title: Superintendent
Phone: (831) 425-7002
E-mail: egross@pacific.org
Project Manager: Corrina Hansen
Title: Energy Consultant
Phone: (408) 426-5420
E-mail: corrina@myntsystems.com

Energy Planning Reservation Information (only available for fiscal year 2013-2014 award)

Did you request Energy Planning Funds? Yes
Budget for Energy Surveys and Energy Audits: \$5,000.00 Amount Spent for Energy Surveys and Energy Audit: \$5,000.00
Budget for Proposition 39 Program Assistance: \$45,349.00 Amount Spent for Proposition 39 Program Assistance: \$45,349.00
Budget for Energy Manager: \$0.00 Amount Spent for Energy Manager: \$0.00
Budget for Training: \$0.00 Amount Spent for Training: \$0.00
Total: \$50,349.00

Energy Manager and Training

Are you hiring an Energy Manager with funds requested in this Expenditure Plan? No Amount requesting for Energy Manager:
Are you using Proposition 39 funds for energy related training costs? No Amount requesting for Training:

Self-Certifications

- ☒ The LEA followed the Proposition 39 Guidelines regarding eligible energy project prioritization considerations.
- ☒ The LEA followed the guidelines regarding sequencing of facility improvements.
- ☒ The LEA commits to use the funds for the eligible energy project(s) approved in its energy expenditure plan.
- ☒ The LEA commits the information included in the application is true and correct based to the best of the LEA's knowledge.
- ☒ The LEA commits that all California Environmental Quality Act (CEQA) requirements are completed.
- ☒ The LEA will obtain DSA project approval as applicable pursuant to California Code of Regulations, Title 24.
- ☒ The LEA acknowledges that the expenditures are subject to financial audit requirements (Public Resources Code Section 26206(e) and 26240(g)).
- ☒ The LEA commits to complying with all reporting requirements.
- ☒ The LEA commits to following all contracting requirements in the Proposition 39 Guidelines, including not using a sole source process to award funds and providing a clear and accurate description of the eligible energy project in all contracts.

Reminder: Please remember to include the signed Utility Data Release Authorization Form for your utility provider to release data to the Energy Commission

TYPE Name of Authorized Representative: /S/ Eric Gross Date: 6/13/2017

Summary of Schools/Sites

List all schools/sites where Proposition 39 funds from this Expenditure Plan will be used. Each school/site listed must have a Expenditure Plan Project Summary From B completed and attached.

Name	CDS Code	Total Project Cost	Proposition 39 Share
Pacific Elementary	44697816049621	\$156,377.00	\$131,377.00
Estimated Total:		\$156,377.00	\$131,377.00

SUBMIT

BACK TO EEP SUMMARY

Certificate of Appointment and Oath of Office

STATE OF CALIFORNIA }
County of Santa Cruz } ss.

*This certifies that the members of the Board of Directors of the Pacific Elementary School District in the County of Santa Cruz, State of California, at a meeting held on the 28th day of June, 2017, appointed **Cara Napoles** to the office of Board Director, to hold office for a term expiring December, 2018.*

In Witness Whereof, I have hereunto affixed my hand and official seal this _____ day of _____, 2017.

(Name)

(Title)

STATE OF CALIFORNIA }
County of Santa Cruz } ss.

*I, **Cara Napoles**, do solemnly swear (or affirm) that I will support and defend the Constitution of the United States and the Constitution of the State of California against all enemies, foreign and domestic; that I will bear true faith and allegiance to the Constitution of the United States and the Constitution of the State of California; that I take this obligation freely, without any mental reservation or purpose of evasion; and that I will well and faithfully discharge the duties upon which I am about to enter.*

(Candidate's Signature)

Subscribed and sworn to before me this _____ day of _____, 2017.

(Signature of Person Administering Oath)

(Title)

Pacific Elementary Educator E

For Expenditures Between July 1, 20

Activity	Content Standards	Number of Teachers
Beginning teacher and administrator support and mentoring, including, but not limited to, programs that support new teacher and administrator ability to teach or lead effectively and to meet induction requirements adopted by the Commission on Teacher Credentialing and pursuant to Section 44259 of the California <i>Education Code</i>	N/A	0.00
Of these expenditures, how much was spent on induction programs?	N/A	N/A

Activity	Content Standards	Number of Teachers
Professional development, coaching, and support services for teachers who have been identified as needing improvement or additional support	N/A	0.00

Activity	Content Standards	Number of Teachers
Professional development for teachers and administrators that is aligned to the state content standards adopted pursuant to Sections 51226, 60605, 60605.1, 60605.2, 60605.3, 60605.8, 60605.11, 60605.85, as that section read on June 30, 2014, and 60811.3, as that section read on June 30, 2013, of the California <i>Education Code</i>	N/A	N/A
	Mathematics	0.00
	English language arts/development	7.00
	Science	7.00
	History/social sciences	7.00
	Visual/performing arts	0.00
	Career technical	0.00
	World language	0.00
	Physical education	7.00

Activity	Content Standards	Number of Teachers
Activities to promote educator quality and effectiveness including, but not limited to, training on mentoring and coaching certificated staff and training certificated staff to support effective teaching and learning	N/A	0.00

Note: N/A is used in areas where an item would not be applicable for a particular activity/category. LEAs should not be trac

Template Provided by the California Department of Education
School Fiscal Services Division
January 2016

Effectiveness Plan

2016 and June 30, 2017

Number of Administrators	Number of Paraprofessionals	Total Expenditures
1.00	N/A	\$ 4,050.00
N/A	N/A	\$ -

Number of Administrators	Number of Paraprofessionals	Total Expenditures
0.00	N/A	\$ -

Number of Administrators	Number of Paraprofessionals	Total Expenditures
N/A	N/A	\$ 4,011.51
0.00	N/A	N/A
1.00	7	\$1,980.00
1.00	N/A	\$700.00
1.00	N/A	\$700.00
0.00	N/A	N/A
0.00	N/A	N/A
0.00	N/A	N/A
1.00	N/A	\$700

Number of Administrators	Number of Paraprofessionals	Total Expenditures
0.00	0.00	\$ -

making expenditures, number of teachers, etc. in subject areas marked N/A.

Benchmarking Calculator

Version 8.1

School Information	
School Name	Pacific Elementary
School CDS Code	44697810000000
Mailing Address	50 Ocean Street, Davenport
Electric Utility:	PG&E PG&E or SCE et
Gas Utility:	PG&E
Billing Period (Fiscal Year)	2015-16 Fiscal year
Total Square Footage of School	13,985

Electricity

Average Maximum Demand (kW):	19
Annual PV Electricity Production(kWh)	0
Electricity Purchase from Utility(kWh)	46429
Total Annual Electric Use (kWh):	46429
Cost paid to PPA vendor & other supplier (\$)	
Total Annual Electric Charges (\$)	9929

Do you have on

Natural Gas

Total Annual Natural Gas Use (therms):	2924
Total Annual Gas Charges (\$):	2831

Other Fuels (if applicable)

Total Annual Propane Use(gals):	
Total Annual Propane Charges(\$):	
Total Annual Fuel Oil Use(gals):	
Total Annual Fuel Oil Costs(\$):	

Note: If multiple fuels are used, enter primary fuel only, otherwise savings will be calculated

c

Energy Use Intensity (EUI) Calculator					
Electricity		Natural Gas		Other Fuels	
1.36	W/SF	0.21	Therms/SF/Yr	-	Propane gal/SF/Yr
3.32	kWh/SF/Yr	\$ 0.20	Gas Cost/SF/Yr	-	Fuel Oil gal/SF/Yr
\$ 0.71	Cost/SF/Yr			\$ -	Fuel Cost/SF/Yr
Energy Costs/SF/Year: \$ 0.91			Energy EUI(Kbtu)/SF/Year:	56.5	

site PV? enter 0 if no PV.

Average Cost		
Electricity	\$ 0.212	\$/kWh
Natural Gas	0.968194254	\$/therm
Propane	0.0	\$/gal
Fuel Oil	0.0	\$/gal

using natural gas cost.

Source Energy Conversion Factors			(Same as Energy Star and DOE)
Electricity	10,716	Btu/kWh	
Natural Gas	100,000	Btu/therm	
Propane	92,500	Btu/gal	
Fuel Oil	138,500	Btu/gal	

Calculators for Simple Lighting Project

Version 8.1

School Information	
School Name	Pacific Elementary
School CDS Code	44697810000000
Mailing Address	50 Ocean Street, Davenport

The following calculators can be used to calculate energy Savings for your energy efficiency project. Pick the project you would like to install and answer the questions for that project (highlighted in yellow), energy and

It is assumed that all lights use about 30% of the total site kWh use, savings will be capped at 50% of the lighting kWh. Energy cost savings for all lighting projects will be prorated down to 15% when the total saving exceed 15% site to

ECM 1	Replace incandescent light with compact fluorescent light	Go to cell A22
ECM 2	Replace incandescent/ CFL light with LED light	Go to cell A32
ECM 3,4	Convert incandescent/CFL exit sign to LED exit sign	Go To cell A42 & A
ECM 5,6	Convert T12 fluorescent to T8 with electronic ballast or LED lamps	Go To cell A54 & A
ECM 6A	Convert 32 Watt T8 fluorescent fixture to LED lamps	Go To cell A67
ECM 7	Replace 32 Watt T8 lamps with 28 Watt T8 Lamps	Go To cell A77
ECM 8,9	Replace mercury vapor/HPS/Metal Halide with LED/Induction lights	Go To cell A89 & A
ECM 10	Install occupancy control for intermittently occupied rooms	Go To cell A101

ECM 1	Replace incandescent light with compact fluorescent light	Fill in your answers
Measure 1	Quantity of incandescent lights to be replaced with CFLs? What is the total wattage of all new CFL lamps? What is the total installed cost for this measure? What is the utility rebate for this measure?	
ECM 2	Replace incandescent /CFL light with LED light	Fill in your answers
Measure 2A	Quantity of incandescent bulbs to be replaced with LED lights? What is the total wattage of all new LED lamps? What is the total installed cost for this measure? What is the utility rebate for this measure?	7 192 \$ 1,050
Measure 2B	Quantity of CFL bulbs to be replaced with LED lights? What is the total wattage of all new LED lamps? What is the total installed cost for this measure? What is the utility rebate for this measure?	
ECM 3&4	Convert incandescent/CFL exit sign to LED exit sign	Fill in your answers
Measure 3	Quantity of CFL exit signs to be replaced with LEDs? What is the total wattage of new LED exit sign?	

	What is the total installed cost for this measure?	
	What is the utility rebate for this measure?	
Measure 4	Quantity of incandescent exit signs to be replaced with LEDs? What is the total wattage of new LED Exit sign? What is the total installed cost for this measure? What is the utility rebate for this measure?	

ECM 5&6	Convert T12 fluorescent to T8 with electronic ballast or LED lamps	Fill in your answers
Measure 5	<p>This ECM is for 4-foot linear fluorescent or 2 foot U-tube retrofit. If 8-foot fluorescent is converted to two 4-foot, multiply the quantity of lamp by two.</p> <p>Quantity of 34 watt T12 lamps to be replaced with T8? Quantity of 40 watt T12 lamps to be replaced with T8? What is the new T8 lamp wattage? What is the total installed cost for this measure? What is the utility rebate for this measure?</p>	
Measure 6	<p>Quantity of 34 watt T12 lamps to be replace with LED lamps? Quantity of 40 watt T12 lamps to be replaced with LED lamps? What is the total installed cost for this measure? What is the utility rebate for this measure?</p>	

ECM 6A	Convert 32 Watt T8 fluorescent fixture to LED lamps	Fill in your answers
	<p>This ECM is for 4-foot linear fluorescent. If 8-foot fluorescent is converted to two 4-foot, multiply the quantity of lamp by two.</p> <p>Quantity of 32 watt T8 lamps to be replaced with LED lamps? What is the total installed cost for this measure? What is the utility rebate for this measure?</p>	

ECM 7	Replace 32 Watt T8 lamps with 28 Watt T8 Lamps	Fill in your answers
	<p>Quantity of 32 watt T8 lamps to be replaced? What is the total installed cost for this measure? What is the utility rebate for this measure?</p>	

ECM 8&9	Replace mercury vapor/HPS/Metal Halide with LED/Induction lights	Fill in your answers
Measure 8	Quantity of mercury vapor fixtures to be replaced? What is the total wattage of all new LED or Induction lamps? What is the total installed cost for this measure? What is the utility rebate for this measure?	
Measure 9	Quantity of HPS/Metal Halide fixtures to be replaced? What is the total wattage of all new LED or Induction lamps? What is the total installed cost for this measure? What is the utility rebate for this measure?	0 0 \$ -

ECM 10	Install occupancy control for intermittently occupied rooms	Fill in your answers
	Quantity of occupancy sensors to be installed? What is the total installed cost for this measure? What is the utility rebate for this measure?	

Cost savings will be calculated for you.

Use or 15% of total site kWh.
Total kWh use.

.48

\62

\94

Adjusted Energy Savings Summary	
This measure saves	0.00 kW peak demand
and	- kWh energy use.
and	0.0 therms natural gas
or	0.0 gallons of NA
or \$	- energy cost annually.
Simple Payback is	0.00 years.
Saving to Investment Ratio	-

Adjusted Energy Savings Summary	
This measure saves	0.00 kW peak demand
and	1,021 kWh energy use.
and	-6.2 therms natural gas
or	0.0 gallons of Fuel Oil
or \$	210.1 energy cost annually.
Simple Payback is	5.00 years.
Saving to Investment Ratio	3.19

Adjusted Energy Savings Summary	
This measure saves	0.00 kW peak demand
and	0 kWh energy use.

	and	0.0 therms natural gas
	or	0.0 gallons of Fuel Oil
	or \$	- energy cost annually.
Simple Payback is		0.00 years.
Saving to Investment Ratio		-

choose one

Adjusted Energy Savings Summary		
This measure saves	0.00 kW peak demand	
and	0 kWh energy use.	
and	0.0 therms natural gas	
or	0.0 gallons of Fuel Oil	
or \$	- energy cost annually.	
Simple Payback is	0.00 years.	
Saving to Investment Ratio	-	

Adjusted Energy Savings Summary		
This measure saves	0.00 kW peak demand	
and	- kWh energy use.	
and	0.0 therms natural gas	
or	0.0 gallons of Fuel Oil	
or \$	- energy cost annually.	
Simple Payback is	0.00 years.	
Saving to Investment Ratio	-	

Adjusted Energy Savings Summary		
This measure saves	0.00 kW peak demand	
and	0 kWh energy use.	
and	0.0 therms natural gas	
or	0.0 gallons of Fuel Oil	
or \$	- energy cost annually.	
Simple Payback is	0.00 years.	
Saving to Investment Ratio	-	


Adjusted Energy Savings Summary	
This measure saves	0.00 kW peak demand
and	0 kWh energy use.
and	0.0 therms natural gas
or	0.0 gallons of Fuel Oil
or \$	- energy cost annually.
Simple Payback is	0.00 years.
Saving to Investment Ratio	-

Adjusted Energy Savings Summary	
This measure saves	0.00 kW peak demand
and	0 kWh energy use.
and	0.0 therms natural gas
or	0.0 gallons of Fuel Oil
or \$	- energy cost annually.
Simple Payback is	0.0 years.
Saving to Investment Ratio	-

Inflation rate	2.0%
Discount Rate	5.0%
Electricity Escalation	4.0%
Non-Energy Benefit	5.0%
Maintenance saving	3.0%


Annual Energy Savings Analysis

	ECM 1	DEER kWh Impact	DEER kW Impact	DEER therm impact
Existing	Incand./Halogen	0	0.00	0.00
Proposed	CFL lights	0	0.00	0.00
	Savings	0	0.00	0.00




Annual Energy Savings Analysis

	ECM 2	DEER kWh Impact	DEER kW Impact	DEER therm impact
Existing	Incand./CFL	1478	0.2	-9.0
Proposed	Led Lights	458	0.05	-2.77
	Savings	1021	0.11	-6.18

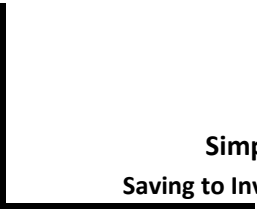


Annual Energy Savings Analysis

	ECM 3&4	DEER kWh Impact	DEER kW Impact	DEER therm impact
Existing	CFL/incandescent	0	0.000	0.0
Proposed	LEDs	0	0.000	0.0




	Savings	0	0.000	0.0
--	---------	---	-------	-----




Annual Energy Savings Analysis

	ECM 5&6	DEER kWh Impact	DEER kW Impact	DEER therm impact
Existing	T12 Fluorescent	-	-	-
Proposed	T8 or LED	-	-	-
	Savings	-	0.00	-




Annual Energy Savings Analysis

	ECM 6A	DEER kWh Impact	DEER kW Impact	DEER therm impact
Existing	T8 Fluorescent	-	-	-
Proposed	LED	-	-	-
	Savings	-	0.00	0.0




Annual Energy Savings Analysis

	ECM 7	DEER kWh Impact	DEER kW Impact	DEER therm impact
Existing	T8 32 Watt Lamps	-	-	-
Proposed	T8 28 Watt Lamps	-	-	-
	Savings	-	0.000	-




Annual Energy Savings Analysis

	ECM 8&9	KWh Impact	KW Impact	Therm impact
Existing	MV /HPS /MH	0	0	0
Proposed	Induction or LED	0	0	0
	Savings	0	0	0



Annual Energy Savings Analysis

	ECM 10	DEER kWh Impact	DEER kW Impact	DEER therm impact
Existing	Manual Control	0	0	0
Proposed	Occupancy controlled	0.0	0.0	0.0
	Savings	0.0	0.0	0.0



Energy Savings Summary		
Measure saves	0.00	kW peak demand
and	0.00	kWh energy use.
and	0.00	therms natural gas
or	0.00	gallons of NA
or \$	-	energy cost annually.
Simple Payback is	0.00	years.
Investment Ratio	-	

Energy Savings Summary		
Measure saves	0.11	kW peak demand
and	1020.54	kWh energy use.
and	(6.18)	therms natural gas
or	0.00	gallons of NA
or \$	210.1	energy cost annually.
Simple Payback is	5.0	years.
Investment Ratio	3.19	

Energy Savings Summary		
Measure saves	0.00	kW peak demand
and	0.00	kWh energy use.

Life Cycle Cost Analysis (EUL= 4 years)

Year	0
Year	2013
Energy Cost Savings	
Maintenance Savings	
Financing cost	
Net Cost/Savings	
Present Value of Savings	
Adjusted NPV of Savings	

Life Cycle Cost Analysis (EUL= 15 years)

Year	0
Year	2013
Energy Cost Savings	
Maintenance Savings	
Financing cost	
Net Cost/Savings	
Present Value of Savings	
Adjusted NPV of Savings	

Life Cycle Cost Analysis (EUL= 16 years)

Year	0
Year	2013
Energy Cost Savings	

and	0.00	therms natural gas
or	0.00	gallons of NA
or \$	-	energy cost annually.
Simple Payback is	0.0	years.
Investment Ratio	-	

Energy Savings Summary		
Measure saves	0.00	kW peak demand
and	0.00	kWh energy use.
and	0.00	therms natural gas
or	0.00	gallons of NA
or \$	-	energy cost annually.
Simple Payback is	0.0	years.
Investment Ratio	-	

Energy Savings Summary		
Measure saves	0.00	kW peak demand
and	0.00	kWh energy use.
and	0.00	therms natural gas
or	0.00	gallons of NA
or \$	-	energy cost annually.
Simple Payback is	0.0	years.
Investment Ratio	-	

Energy Savings Summary		
Measure saves	0.00	kW peak demand
and	0.00	kWh energy use.
and	0.00	therms natural gas
or	0.00	gallons of NA
or \$	-	energy cost annually.
Simple Payback is	0.0	years.
Investment Ratio	-	

Maintenance Savings	
Financing cost	
Net Cost/Savings	
Present Value of Savings	
Adjusted NPV of Savings	

Life Cycle Cost Analysis (EUL= 15 years)

Year	0
Year	2013
Energy Cost Savings	
Maintenance Savings	
Financing cost	
Net Cost/Savings	
Present Value of Savings	
Adjusted NPV of Savings	

Life Cycle Cost Analysis (EUL= 15 years)

Year	0
Year	2013
Energy Cost Savings	
Maintenance Savings	
Financing cost	
Net Cost/Savings	
Present Value of Savings	
Adjusted NPV of Savings	

Life Cycle Cost Analysis (EUL= 4 years)

Year	0
Year	2013
Energy Cost Savings	
Maintenance Savings	
Financing cost	
Net Cost/Savings	
Present Value of Savings	
Adjusted NPV of Savings	

Life Cycle Cost Analysis (EUL= 15 years)

Energy Savings Summary		
Measure saves	0.00	kW peak demand
and	0.00	kWh energy use.
and	0.00	therms natural gas
or	0.00	gallons of NA
or \$	-	energy cost annually.
Simple Payback is	0.0	years.
Investment Ratio	-	

Energy Savings Summary		
Measure saves	0.00	kW peak demand
and	0.00	kWh energy use.
and	0.00	therms natural gas
or	0.00	gallons of NA
or \$	-	energy cost annually.
Simple Payback is	0.0	years.
Investment Ratio	-	

Year	0
Year	2013
Energy Cost Savings	
Maintenance Savings	
Financing cost	
Net Cost/Savings	
Present Value of Savings	
Adjusted NPV of Savings	

Life Cycle Cost Analysis (EUL= 8 years)

Year	0
Year	2013
Energy Cost Savings	
Maintenance Savings	
Financing cost	
Net Cost/Savings	
Present Value of Savings	
Adjusted NPV of Savings	

1	2	3	
2014	2015	2016	
\$ -	\$ -	\$ -	
\$ -	\$ -	\$ -	
\$0	\$0	\$0	
\$ -	\$ -	\$ -	
\$0			
\$0			

0	1	2
2013	2014	2015
	\$ -	\$ -

\$0 \$0

1	2	3	4	5	6	7	8
2014	2015	2016	2017	2018	2019	2020	2021
\$ 210	\$ 218	\$ 227	\$ 236	\$ 246	\$ 256	\$ 266	\$ 276
32	32	33	33	34	35	35	36
\$0	\$0	\$0	\$0	\$0	\$0	\$0	\$0
\$ 242	\$ 251	\$ 260	\$ 270	\$ 280	\$ 290	\$ 301	\$ 313
\$3,179							
\$3,179							

1	2	3	4	5	6	7	8
2014	2015	2016	2017	2018	2019	2020	2021
\$ -	\$ -	\$ -	\$ -	\$ -	\$ -	\$ -	\$ -

\$ -	\$ -	\$ -	\$ -	\$ -	\$ -	\$ -	\$ -
\$0	\$0	\$0	\$0	\$0	\$0	\$0	\$0
\$ -	\$ -	\$ -	\$ -	\$ -	\$ -	\$ -	\$ -

(\$0)

(\$0)

1	2	3	4	5	6	7	8
2014	2015	2016	2017	2018	2019	2020	2021
\$ -	\$ -	\$ -	\$ -	\$ -	\$ -	\$ -	\$ -
\$ -	\$ -	\$ -	\$ -	\$ -	\$ -	\$ -	\$ -
\$0	\$0	\$0	\$0	\$0	\$0	\$0	\$0
\$ -	\$ -	\$ -	\$ -	\$ -	\$ -	\$ -	\$ -

\$0

\$0

1	2	3	4	5	6	7	8
2014	2015	2016	2017	2018	2019	2020	2021
\$ -	\$ -	\$ -	\$ -	\$ -	\$ -	\$ -	\$ -
\$ -	\$ -	\$ -	\$ -	\$ -	\$ -	\$ -	\$ -
\$0	\$0	\$0	\$0	\$0	\$0	\$0	\$0
\$ -	\$ -	\$ -	\$ -	\$ -	\$ -	\$ -	\$ -

\$0

\$0

1	2	3	4
2014	2015	2016	2017
\$ -	\$ -	\$ -	\$ -
\$ -	\$ -	\$ -	\$ -
\$0	\$0	\$0	\$0
\$ -	\$ -	\$ -	\$ -

\$0

\$0

0	1	2
2013	2014	2015
	\$ -	\$ -

\$ - \$ -

1	2	3	4	5	6	7	8
2014	2015	2016	2017	2018	2019	2020	2021
\$ -	\$ -	\$ -	\$ -	\$ -	\$ -	\$ -	\$ -
\$ -	\$ -	\$ -	\$ -	\$ -	\$ -	\$ -	\$ -
\$0	\$0	\$0	\$0	\$0	\$0	\$0	\$0
\$ -	\$ -	\$ -	\$ -	\$ -	\$ -	\$ -	\$ -
\$0							
\$0							

1	2	3	4	5	6	7	8
2014	2015	2016	2017	2018	2019	2020	2021
\$ -	\$ -	\$ -	\$ -	\$ -	\$ -	\$ -	\$ -
\$ -	\$ -	\$ -	\$ -	\$ -	\$ -	\$ -	\$ -
\$0	\$0	\$0	\$0	\$0	\$0	\$0	\$0
\$ -	\$ -	\$ -	\$ -	\$ -	\$ -	\$ -	\$ -
\$0							
\$0							

3	
2016	
\$ -	

\$0

9	10	11	12	13	14	15	
2022	2023	2024	2025	2026	2027	2028	
\$ 287	\$ 299	\$ 311	\$ 323	\$ 336	\$ 350	\$ 364	
37	38	38	39	40	41	42	
\$0	\$0	\$0	\$0	\$0	\$0	\$0	
\$ 324	\$ 337	\$ 349	\$ 363	\$ 376	\$ 391	\$ 405	

0
2013

9	10	11	12	13	14	15	16
2022	2023	2024	2025	2026	2027	2028	2029
\$ -	\$ -	\$ -	\$ -	\$ -	\$ -	\$ -	\$ -

0
2013

\$ -	\$ -	\$ -	\$ -	\$ -	\$ -	\$ -	\$ -
\$0	\$0	\$0	\$0	\$0	\$0	\$0	\$1
\$ -	\$ -	\$ -	\$ -	\$ -	\$ -	\$ -	\$ (1)

9	10	11	12	13	14	15	
2022	2023	2024	2025	2026	2027	2028	
\$ -	\$ -	\$ -	\$ -	\$ -	\$ -	\$ -	
\$ -	\$ -	\$ -	\$ -	\$ -	\$ -	\$ -	
\$0	\$0	\$0	\$0	\$0	\$0	\$0	
\$ -	\$ -	\$ -	\$ -	\$ -	\$ -	\$ -	

0
2013

9	10	11	12	13	14	15	
2022	2023	2024	2025	2026	2027	2028	
\$ -	\$ -	\$ -	\$ -	\$ -	\$ -	\$ -	
\$ -	\$ -	\$ -	\$ -	\$ -	\$ -	\$ -	
\$0	\$0	\$0	\$0	\$0	\$0	\$0	
\$ -	\$ -	\$ -	\$ -	\$ -	\$ -	\$ -	

0
2013

3	4
2016	2017
\$ -	\$ -

\$ - \$ -

\$ - \$ - \$ - \$ - \$ - \$ - \$ - \$ - \$ - \$ - \$ -

1	2	3	4	5	6	7	8	9	10	11
2014	2015	2016	2017	2018	2019	2020	2021	2022	2023	2024
\$ -	\$ -	\$ -	\$ -	\$ -	\$ -	\$ -	\$ -	\$ -	\$ -	\$ -

\$ - \$ - \$ - \$ - \$ - \$ - \$ - \$ - \$ - \$ - \$ -

1	2	3	4	5	6	7	8	9	10	11
2014	2015	2016	2017	2018	2019	2020	2021	2022	2023	2024
\$ -	\$ -	\$ -	\$ -	\$ -	\$ -	\$ -	\$ -	\$ -	\$ -	\$ -

\$ - \$ - \$ - \$ - \$ - \$ - \$ - \$ - \$ - \$ - \$ -

1	2	3	4	5	6	7	8	9	10	11
2014	2015	2016	2017	2018	2019	2020	2021	2022	2023	2024
\$ -	\$ -	\$ -	\$ -	\$ -	\$ -	\$ -	\$ -	\$ -	\$ -	\$ -

\$ - \$ - \$ - \$ - \$ - \$ - \$ - \$ - \$ - \$ - \$ -

8
2021
\$ -

\$ -

12	13	14	15
2025	2026	2027	2028
\$ 323	\$ 336	\$ 350	\$ 364

\$ 363 \$ 376 \$ 391 \$ 405

12	13	14	15	16
2025	2026	2027	2028	2029
\$ -	\$ -	\$ -	\$ -	\$ -

\$ - \$ - \$ - \$ - \$ (1)

12	13	14	15
2025	2026	2027	2028
\$ -	\$ -	\$ -	\$ -

\$ - \$ - \$ - \$ -

12	13	14	15
2025	2026	2027	2028
\$ -	\$ -	\$ -	\$ -

\$ - \$ - \$ - \$ -

12	13	14	15
2025	2026	2027	2028
\$ -	\$ -	\$ -	\$ -

\$ - \$ - \$ - \$ -

Calculators for Simple HVAC Project

School Information	
School Name	Pacific Elementary
School CDS Code	44697810000000
Mailing Address	50 Ocean Street, Davenport

If your school would like to replace some HVAC systems, it is better to combine your HVAC project. The following calculators can be used to calculate energy Savings for your energy efficiency project. Pick the project you would like to install and answer the questions for that project (highlighted in yellow), e
It is assumed that HVAC uses about 50% of the total site kWh use, savings will be capped at 50% of the HVA
Energy cost savings for all HVAC projects will be prorated down to 25% when the total saving exceed 25%

- ECM 11 Replace old packaged/split HVAC unit with high efficiency HVAC
- ECM 12 Replace old heat pump with high efficiency heat pump
- ECM 13A Replace boiler with high efficiency condensing boiler
- ECM 13B Replace furnace with high efficiency condensing furnace
- ECM 14 Seal existing HVAC leaky duct
- ECM 15 Install variable speed drive for pumps and fans
- ECM 16 Replace manual thermostat with programmable/smart thermostat
- ECM 17 Replace old motor with premium efficiency motor
- ECM 18 Replace storage water heater with gas-fired tankless water heater

ECM 11	Replace old packaged/split HVAC unit with high efficiency HVAC
<div>This calculator only applies to AC up to 65KBtu/hr or 5.4 tons</div> <div>Total quantity of AC and heat pump unit at school</div> <div>Total tonnage of air conditioner and heat pump unit at entire school</div> <div>Quantity of vertical wall mount AC to be replaced with EER 11(or higher) unit?</div> <div>Quantity of packaged AC to be replaced with SEER 14 unit?</div> <div>What is the total vertical wall mount AC tonnage to be replaced with EER 11 & IPLV 14 unit?</div> <div>What is the total AC tonnage to be replaced with SEER 14 unit?</div> <div>What is the IOU (or nearest IOU)area the unit is installed?</div> <div>What is the total installed cost for this measure?</div> <div>What is the utility rebate for this measure?</div> <div>Are there other non-repayable funds applied to this measure?</div>	

Please enter the total tonnage of air conditioner and heat pump at the school site in cell C26 and C41.
Energy Savings will be prorated based on the ratio of replaced tonnage to total tonnage plus 10% inefficiency.

ECM 12	Replace old heat pump with high efficiency heat pump
<div>This calculator only applies to heat pump up to 65KBtu/hr or 5.4 tons</div> <div>Total quantity of AC and heat pump unit at school</div> <div>Total tonnage of air conditioner and heat pump unit at entire school</div> <div>Quantity of vertical wall mount HP to be replaced with EER 11(or higher) unit?</div> <div>Quantity of HP to be replaced with SEER 14 (HSPF 8.3) unit?</div>	

	Quantity of HP to be replaced with SEER 15 (HSPF 8.8) unit? What is the total vertical wall mount AC tonnage to be replaced with EER 11 & IPLV 14 unit? What is the total HP tonnage to be replaced with SEER 14 unit? What is the total HP tonnage to be replaced with SEER 15 unit? What is the IOU (or nearest IOU)area the unit is installed? What is the total installed cost for this measure? What is the utility rebate for this measure? Are there other non-repayable funds applied to this measure?
--	---

Please enter the total tonnage of air conditioner and heat pump at the school site in cell C26 and C41.
Energy Savings will be prorated based on the ratio of replaced tonnage to total tonnage plus 10% inefficiency.

ECM 13A	Replace boiler with high efficiency condensing boiler
	Quantity of boiler to be replaced with AFUE 92-94 unit? Quantity of boiler to be replaced with AFUE 95-97 unit? What is the total kBtu/hr of the new AFUE92-94 units? What is the total kBtu/hr of the new AFUE95-97 units? What is the IOU (or nearest IOU)area the unit is installed? What is the total installed cost for this measure? What is the utility rebate for this measure?

ECM 13B	Replace furnace with high efficiency condensing furnace
	Quantity of furnace to be replaced with AFUE 92-94 unit? Quantity of furnace to be replaced with AFUE 95-97 unit? What is the total kBtu/hr of the new AFUE92-94 units? What is the total kBtu/hr of the new AFUE95-97 units? What is the IOU (or nearest IOU)area the unit is installed? What is the total installed cost for this measure? What is the utility rebate for this measure?

ECM 14	Seal existing HVAC leaky duct
	How many total tons of AC where ducts will be sealed? What is the total installed cost? What is the utility rebate for this measure?

ECM 15	Install variable speed drive for pumps and fans
What is the total motor horsepower that will have VSD?	
What is the total installed cost?	
What is the utility rebate for this measure?	

ECM 16	Replace manual thermostat with programmable/smart thermostat
Quantity of old thermostats to be replaced?	
What is the total installed cost?	
What is the utility rebate for this measure?	

ECM 17	Replace old motor with premium efficiency motor
What is the total premium efficiency horsepower capacity to be installed?	
What is the total installed cost?	
What is the utility rebate for this measure?	

ECM 18	Replace storage water heater with gas-fired tankless water heater
Quantity of storage heater to be replaced with new instantaneous water heater?	
What is the total KBtu per hour capacity of the old water heater?	
What is the total installed cost?	
What is the utility rebate for this measure?	

with short payback projects.
t.
energy and cost savings will be calculated for you.
C kWh use or 25% of total site kWh use.
% site total kWh use.

- Go to cell A23
- Go to cell A35
- Go To cell A49
- Go To cell A59
- Go To cell A51
- Go To cell A70
- Go To cell A81
- Go To cell A92
- Go To cell A103

Fill in your answers

Choose your utility

Adjusted Energy Savings Summary		
This project saves	0.00	kW peak demand
and	0.00	kWh electricity use.
and	0.00	therms natural gas
or	0.00	gallons of Fuel Oil
or \$	-	energy cost annually.
Simple Payback is	0.0	years.
Saving to Investment Ratio	-	

Fill in your answers

\$

same as c26

Adjusted Energy Savings Summary		
This project saves	0.00	kW peak demand
and	0.00	kWh electricity use.
and	0.00	therms natural gas
or	0.00	gallons of Fuel Oil
or \$	-	energy cost annually.

Choose your utility

Simple Payback is	0.0 years.
Saving to Investment Ratio	-

Fill in your answers

choose your utility

Adjusted Energy Savings Summary	
This project saves	0.00 kW peak demand
and	0.00 kWh electricity use.
and	0.00 therms natural gas
or	0.00 gallons of Fuel Oil
or \$	- energy cost annually.
Simple Payback is	0.0 years.
Saving to Investment Ratio	-

Fill in your answers

4

598

PGE

\$ 64,827

\$ -

choose your utility

Adjusted Energy Savings Summary	
This project saves	0.00 kW peak demand
and	0.00 kWh electricity use.
and	427.68 therms natural gas
or	0.00 gallons of Fuel Oil
or \$	414.1 energy cost annually.
Simple Payback is	156.6 years.
Saving to Investment Ratio	0.46

Fill in your answers

Adjusted Energy Savings Summary	
This project saves	0.00 kW peak demand
and	0.00 kWh electricity use.
and	0.00 therms natural gas
or	0.00 gallons of Fuel Oil
or \$	- energy cost annually.
Simple Payback is	0.0 years.
Saving to Investment Ratio	-

Fill in your answers

Adjusted Energy Savings Summary		
This project saves	0.00	kW peak demand
and	0.00	kWh electricity use.
and	0.00	therms natural gas
or	0.00	gallons of Fuel Oil
or \$	-	energy cost annually.
Simple Payback is	0.0	years.
Saving to Investment Ratio	-	

Fill in your answers

Adjusted Energy Savings Summary		
This project saves	0.00	kW peak demand
and	0.00	kWh electricity use.
and	0.00	therms natural gas
or	0.00	gallons of Fuel Oil
or \$	-	energy cost annually.
Simple Payback is	0.0	years.
Saving to Investment Ratio	-	

Fill in your answers

Adjusted Energy Savings Summary		
This project saves	0.00	kW peak demand
and	0.00	kWh electricity use.
and	0.00	therms natural gas
or	0.00	gallons of Fuel Oil
or \$	-	energy cost annually.
Simple Payback is	0.0	years.
Saving to Investment Ratio	-	

Fill in your answers


Adjusted Energy Savings Summary		
This project saves	0.00	kW peak demand
and	0.00	kWh electricity use.
and	0.00	therms natural gas
or	0.00	gallons of Fuel Oil
or \$	-	energy cost annually.
Simple Payback is	0.0	years.
Saving to Investment Ratio	-	

	0	DEER kWh Impact	DEER kW Impact	DEER therm impact
Existing	Old Packaged AC	0	0.0	0.0
Proposed	New Packaged AC	0	0	0.0
	Savings	0	0.0	0



Annual Energy Savings Analysis

	ECM 13A	DEER kWh Impact	DEER kW Impact	DEER therm impact
Existing	Non Condensing Unit	0	0.0	0
Proposed	Condensing Unit	0	0	0
	Savings	0	0.00	0




Annual Energy Savings Analysis

	ECM 13B	DEER kWh Impact	DEER kW Impact	DEER therm impact
Existing	Non Condensing Unit	0	0	428
Proposed	Condensing Unit	0	0	0
	Savings	0	0	428




Annual Energy Savings Analysis

	ECM 14	DEER kWh Impact	DEER kW Impact	DEER therm impact
Existing	Old duct	0	0	0
Proposed	Sealed duct	0	0	0
	Savings	0	0	0




Annual Energy Savings Analysis

	ECM 15	DEER kWh Impact	DEER kW Impact	DEER therm impact
Existing	Old Drives	0	0	0
Proposed	AC VFD	0	0	0
	Savings	0	0	0




Annual Energy Savings Analysis

	ECM 16	DEER kWh Impact	DEER kW Impact	DEER therm impact
Existing	Manual Thermostat	0	0	0
Proposed	Programmable Type	0	0	0
	Savings	0	0	0




Annual Energy Savings Analysis

	ECM 17	DEER kWh Impact	DEER kW Impact	DEER therm impact
Existing	Old Motor	0	0.0	0
Proposed	Prem. Eff. Motor	0	0.0	0.0
	Savings	0.0	0.0	0



Annual Energy Savings Analysis

	ECM 18	DEER kWh Impact	DEER kW Impact	DEER therm impact
Existing	Storage Water Heater	-	0	0
Proposed	Tankless Water Heater	-	0	0
	Savings		0	0



Energy Savings Summary		
This project saves	0.00	kW peak demand
and	0.00	kWh electricity use.
and	0.00	therms natural gas
or	0.00	gallons of Fuel Oil
or	\$0.00	energy cost annually.
Simple Payback is	0.00	years.
ng to Investment Ratio	0.00	

Life Cycle Cost Analysis (EL

Year
Year
Energy Cost Savings
Maintenance Savings
Financing cost
Net Cost/Savings
Net Present value of Savings

Adjusted NPV of Savings

Energy Savings Summary		
This project saves	0.00	kW peak demand
and	0.00	kWh electricity use.
and	0.00	therms natural gas
or	0.00	gallons of Fuel Oil
or	\$0.00	energy cost annually.

Life Cycle Cost Analysis (EL

Year
Year
Energy Cost Savings
Maintenance Savings
Financing cost
Net Cost/Savings

Simple Payback is	0.00	years.
to Investment Ratio	0.00	

Net Present value of Savings
Adjusted NPV of Savings

Energy Savings Summary		
This project saves	0.00	therms natural gas
	0.00	gallons of Fuel Oil
or	\$0.00	energy cost annually.
Simple Payback is	0.00	years.
to Investment Ratio	0.00	

Life Cycle Cost Analysis (EL

Year
Year
Energy Cost Savings
Maintenance Savings
Financing cost
Net Cost/Savings
Present Value of Savings

Adjusted NPV of Savings

Energy Savings Summary		
This project saves	427.68	therms natural gas
	0.00	gallons of Fuel Oil
or	\$414.08	energy cost annually.
Simple Payback is	156.56	years.
to Investment Ratio	0.46	

Life Cycle Cost Analysis (EL

Year
Year
Energy Cost Savings
Maintenance Savings
Financing cost
Net Cost/Savings
Present Value of Savings

Adjusted NPV of Savings

Energy Savings Summary		
This measure saves	0.00	kW peak demand
and	0.00	kWh energy use.
and	0.00	therms natural gas
or	0.00	gallons of NA
or	\$0.00	energy cost annually.
Simple Payback is	0.00	years.
to Investment Ratio	0.00	

Life Cycle Cost Analysis (EL

Year
Year
Energy Cost Savings
Maintenance Savings
Financing cost
Net Cost/Savings
Present Value of Savings

Adjusted NPV of Savings

Life Cycle Cost Analysis (EL

Energy Savings Summary		
This measure saves	0.00	kW peak demand
and	0.00	kWh energy use.
and	0.00	therms natural gas
or	0.00	gallons of NA
or	\$0.00	energy cost annually.
Simple Payback is	0.00	years.
to Investment Ratio	0.00	

Energy Savings Summary		
This measure saves	0.00	kW peak demand
and	0.00	kWh energy use.
and	0.00	therms natural gas
or	0.00	gallons of NA
or	\$0.00	energy cost annually.
Simple Payback is	0.00	years.
to Investment Ratio	0.00	

Energy Savings Summary		
This measure saves	0.00	kW peak demand
and	0.00	kWh energy use.
and	0.00	therms natural gas
or	0.00	gallons of NA
or	\$0.00	energy cost annually.
Simple Payback is	0.00	years.
to Investment Ratio	0.00	

Energy Savings Summary		
This measure saves	0.00	kW peak demand
and	0.00	kWh energy use.
and	0.00	therms natural gas
or	0.00	gallons of NA
or	\$0.00	energy cost annually.
Simple Payback is	0.00	years.
to Investment Ratio	0.00	

Year
Year
Energy Cost Savings
Maintenance Savings
Financing cost
Net Cost/Savings
Present Value of Savings
Adjusted NPV of Savings

Life Cycle Cost Analysis (EL

Year
Year
Energy Cost Savings
Maintenance Savings
Financing cost
Net Cost/Savings
Present Value of Savings
Adjusted NPV of Savings

Life Cycle Cost Analysis (EL

Year
Year
Energy Cost Savings
Maintenance Savings
Financing cost
Net Cost/Savings
Present Value of Savings
Adjusted NPV of Savings

Life Cycle Cost Analysis (EL

Year
Year
Energy Cost Savings
Maintenance Savings
Financing cost
Net Cost/Savings
Present Value of Savings
Adjusted NPV of Savings

JL= 15 years)

[illegible]

\$0

JL= 15 years)

[illegible]

\$0
\$0

JL= 20 years)

0	1	2	3	4	5	6	7	8	9
2013	2014	2015	2016	2017	2018	2019	2020	2021	2022
\$ -	\$ -	\$ -	\$ -	\$ -	\$ -	\$ -	\$ -	\$ -	\$ -
	\$ -	\$ -	\$ -	\$ -	\$ -	\$ -	\$ -	\$ -	\$ -
	\$0	\$0	\$0	\$0	\$0	\$0	\$0	\$0	\$0
	\$ -	\$ -	\$ -	\$ -	\$ -	\$ -	\$ -	\$ -	\$ -
\$0									
\$0									

JL= 15 years)

0	1	2	3	4	5	6	7	8	9
2013	2014	2015	2016	2017	2018	2019	2020	2021	2022
\$ -	\$ 414	\$ 431	\$ 448	\$ 466	\$ 484	\$ 504	\$ 524	\$ 545	\$ 567
	\$ 1,945	\$ 1,984	\$ 2,023	\$ 2,064	\$ 2,105	\$ 2,147	\$ 2,190	\$ 2,234	\$ 2,279
	\$0	\$0	\$0	\$0	\$0	\$0	\$0	\$0	\$0
	\$ 2,359	\$ 2,414	\$ 2,471	\$ 2,530	\$ 2,590	\$ 2,651	\$ 2,714	\$ 2,779	\$ 2,845
\$28,396									
\$28,396									

JL= 11 years)

0	1	2	3	4	5	6	7	8	9
2013	2014	2015	2016	2017	2018	2019	2020	2021	2022
\$ -	\$ -	\$ -	\$ -	\$ -	\$ -	\$ -	\$ -	\$ -	\$ -
	\$ -	\$ -	\$ -	\$ -	\$ -	\$ -	\$ -	\$ -	\$ -
	\$0	\$0	\$0	\$0	\$0	\$0	\$0	\$0	\$0
	\$ -	\$ -	\$ -	\$ -	\$ -	\$ -	\$ -	\$ -	\$ -
\$0									
\$0									

JL= 15 years)

0	1	2	3	4	5	6	7	8	9
2013	2014	2015	2016	2017	2018	2019	2020	2021	2022
	\$ -	\$ -	\$ -	\$ -	\$ -	\$ -	\$ -	\$ -	\$ -
	\$ -	\$ -	\$ -	\$ -	\$ -	\$ -	\$ -	\$ -	\$ -
	\$0	\$0	\$0	\$0	\$0	\$0	\$0	\$0	\$0
	\$ -	\$ -	\$ -	\$ -	\$ -	\$ -	\$ -	\$ -	\$ -
\$0									

\$0

JL= 11 years)

0	1	2	3	4	5	6	7	8	9
2013	2014	2015	2016	2017	2018	2019	2020	2021	2022
\$ -	\$ -	\$ -	\$ -	\$ -	\$ -	\$ -	\$ -	\$ -	\$ -
	\$ -	\$ -	\$ -	\$ -	\$ -	\$ -	\$ -	\$ -	\$ -
	\$0	\$0	\$0	\$0	\$0	\$0	\$0	\$0	\$0
	\$ -	\$ -	\$ -	\$ -	\$ -	\$ -	\$ -	\$ -	\$ -

\$0

\$0

JL= 15 years)

0	1	2	3	4	5	6	7	8	9
2013	2014	2015	2016	2017	2018	2019	2020	2021	2022
	\$ -	\$ -	\$ -	\$ -	\$ -	\$ -	\$ -	\$ -	\$ -
	\$ -	\$ -	\$ -	\$ -	\$ -	\$ -	\$ -	\$ -	\$ -
	\$0	\$0	\$0	\$0	\$0	\$0	\$0	\$0	\$0
	\$ -	\$ -	\$ -	\$ -	\$ -	\$ -	\$ -	\$ -	\$ -

\$0

\$0

JL= 20 years)

0	1	2	3	4	5	6	7	8	9
2013	2014	2015	2016	2017	2018	2019	2020	2021	2022
	\$ -	\$ -	\$ -	\$ -	\$ -	\$ -	\$ -	\$ -	\$ -
	\$ -	\$ -	\$ -	\$ -	\$ -	\$ -	\$ -	\$ -	\$ -
	\$0	\$0	\$0	\$0	\$0	\$0	\$0	\$0	\$0
	\$ -	\$ -	\$ -	\$ -	\$ -	\$ -	\$ -	\$ -	\$ -

\$0

\$0

10	11	12	13	14	15
2023	2024	2025	2026	2027	2028
\$ -	\$ -	\$ -	\$ -	\$ -	\$ -
\$ -	\$ -	\$ -	\$ -	\$ -	\$ -
\$0	\$0	\$0	\$0	\$0	\$0
\$ -	\$ -	\$ -	\$ -	\$ -	\$ -

Life Cycle Analysis Based on Adjuste

0	1
2013	2014
	\$ -

Adjusted Savings \$ -

10	11	12	13	14	15
2023	2024	2025	2026	2027	2028
\$ -	\$ -	\$ -	\$ -	\$ -	\$ -
\$ -	\$ -	\$ -	\$ -	\$ -	\$ -
\$0	\$0	\$0	\$0	\$0	\$0
\$ -	\$ -	\$ -	\$ -	\$ -	\$ -

Life Cycle Analysis Based on Adjuste

0	1
2013	2014
	\$ -

Adjusted Savings \$ -

--

10	11	12	13	14	15	16	17	18
2023	2024	2025	2026	2027	2028	2029	2030	2031
\$ -	\$ -	\$ -	\$ -	\$ -	\$ -	\$ -	\$ -	\$ -
\$ -	\$ -	\$ -	\$ -	\$ -	\$ -	\$ -	\$ -	\$ -
\$0	\$0	\$0	\$0	\$0	\$0	\$0	\$0	\$0
\$ -	\$ -	\$ -	\$ -	\$ -	\$ -	\$ -	\$ -	\$ -

10	11	12	13	14	15
2023	2024	2025	2026	2027	2028
\$ 589	\$ 613	\$ 637	\$ 663	\$ 689	\$ 717
\$ 2,324	\$ 2,371	\$ 2,418	\$ 2,466	\$ 2,516	\$ 2,566
\$0	\$0	\$0	\$0	\$0	\$0
\$ 2,914	\$ 2,984	\$ 3,056	\$ 3,129	\$ 3,205	\$ 3,283

Life Cycle Analysis Based on Adjuste

0	1
2013	2014
\$ -	\$ 414

Adjusted Savings \$ 2,359

10	11
2023	2024
\$ -	\$ -
\$ -	\$ -
\$0	\$0
\$ -	\$ -

Life Cycle Analysis Based on Adjusted Savings

0	1	2	3	4	5
2013	2014	2015	2016	2017	2018
\$ -	\$ -	\$ -	\$ -	\$ -	\$ -

Adjusted Savin \$ - \$ - \$ - \$ - \$ -

Life Cycle Analysis Based on Adjuste

ed Savings

2	3	4	5	6	7	8	9	10
2015	2016	2017	2018	2019	2020	2021	2022	2023
\$ -	\$ -	\$ -	\$ -	\$ -	\$ -	\$ -	\$ -	\$ -

\$ - \$ - \$ - \$ - \$ - \$ - \$ - \$ - \$ -

ed Savings

2	3	4	5	6	7	8	9	10
2015	2016	2017	2018	2019	2020	2021	2022	2023
\$ -	\$ -	\$ -	\$ -	\$ -	\$ -	\$ -	\$ -	\$ -

\$ - \$ - \$ - \$ - \$ - \$ - \$ - \$ - \$ -

19	20
2032	2033
\$ -	\$ -
\$ -	\$ -
\$0	\$0
\$ -	\$ -

Life Cycle Analysis Based on Adjusted Savings

0	1	2	3	4	5
2013	2014	2015	2016	2017	2018
\$ -	\$ -	\$ -	\$ -	\$ -	\$ -

Adjusted Sa \$ - \$ - \$ - \$ - \$ -

Adjusted Savings

2	3	4	5	6	7	8	9	10
2015	2016	2017	2018	2019	2020	2021	2022	2023
\$ 431	\$ 448	\$ 466	\$ 484	\$ 504	\$ 524	\$ 545	\$ 567	\$ 589

\$ 2,414 \$ 2,471 \$ 2,530 \$ 2,590 \$ 2,651 \$ 2,714 \$ 2,779 \$ 2,845 \$ 2,914

6	7	8	9	10	11
2019	2020	2021	2022	2023	2024
\$ -	\$ -	\$ -	\$ -	\$ -	\$ -

\$ - \$ - \$ - \$ - \$ - \$ -

Adjusted Savings

2	3	4	5	6	7	8	9	10
2015	2016	2017	2018	2019	2020	2021	2022	2023
\$ -	\$ -	\$ -	\$ -	\$ -	\$ -	\$ -	\$ -	\$ -

\$

-

\$

-

\$

-

\$

-

\$

-

\$

-

\$

-

\$

-

6	7	8	9	10	11
2019	2020	2021	2022	2023	2024
\$ -	\$ -	\$ -	\$ -	\$ -	\$ -

\$

-

\$

-

\$

-

\$

-

\$

-

\$

-

Adjusted Savings

2	3	4	5	6	7	8	9	10
2015	2016	2017	2018	2019	2020	2021	2022	2023
\$ -	\$ -	\$ -	\$ -	\$ -	\$ -	\$ -	\$ -	\$ -

\$

-

\$

-

\$

-

\$

-

\$

-

\$

-

\$

-

\$

-

19	20
2032	2033
\$ -	\$ -
\$ -	\$ -
\$0	\$0
\$ -	\$ -

Life Cycle Analysis Based on Adjusted Savings

0	1	2	3	4	5
2013	2014	2015	2016	2017	2018
	\$ -	\$ -	\$ -	\$ -	\$ -

Adjusted Savings

\$

-

\$

-

\$

-

\$

-

\$

-

\$

-

11	12	13	14	15
2024	2025	2026	2027	2028
\$ -	\$ -	\$ -	\$ -	\$ -

\$ - \$ - \$ - \$ - \$ -

11	12	13	14	15
2024	2025	2026	2027	2028
\$ -	\$ -	\$ -	\$ -	\$ -

\$ - \$ - \$ - \$ - \$ -

6	7	8	9	10	11	12	13	14
2019	2020	2021	2022	2023	2024	2025	2026	2027
\$ -	\$ -	\$ -	\$ -	\$ -	\$ -	\$ -	\$ -	\$ -

\$ - \$ - \$ - \$ - \$ - \$ - \$ - \$ - \$ -

11	12	13	14	15
2024	2025	2026	2027	2028
\$ 613	\$ 637	\$ 663	\$ 689	\$ 717

\$ 2,984 \$ 3,056 \$ 3,129 \$ 3,205 \$ 3,283

11	12	13	14	15
2024	2025	2026	2027	2028
\$ -	\$ -	\$ -	\$ -	\$ -

\$ - \$ - \$ - \$ - \$ -

11	12	13	14	15
2024	2025	2026	2027	2028
\$ -	\$ -	\$ -	\$ -	\$ -

\$ - \$ - \$ - \$ - \$ -

6	7	8	9	10	11	12	13	14
2019	2020	2021	2022	2023	2024	2025	2026	2027
\$ -	\$ -	\$ -	\$ -	\$ -	\$ -	\$ -	\$ -	\$ -

\$ - \$ - \$ - \$ - \$ - \$ - \$ - \$ - \$ -

15	16	17	18	19	20
2028	2029	2030	2031	2032	2033
\$ -	\$ -	\$ -	\$ -	\$ -	\$ -

\$ - \$ - \$ - \$ - \$ - \$ -

15	16	17	18	19	20
2028	2029	2030	2031	2032	2033
\$ -	\$ -	\$ -	\$ -	\$ -	\$ -

\$ - \$ - \$ - \$ - \$ - \$ -

Calculators for Simple Plug Load Project

School Information	
School Name	Pacific Elementary
School CDS Code	44697810000000
Mailing Address	50 Ocean Street, Davenport

If you have the following plug loads but without control, the following calculator
Pick the project you would like to install and answer the questions for that project
It is assumed that plug loads use about 10% of the total site kWh use, savings will
Energy cost savings for all plug load projects will be prorated down to 5% when

- ECM 19 Install smart strip/PC management to control computers/printers
- ECM 20 Install vending machine occupancy control

ECM 19	Install smart strip/PC management to control computers/printers
Measure 19	How many smart strips or PC management tools will be installed? What is the proposed computer control? What is the total installed cost? What is the utility rebate for this measure?

ECM 20	Install vending machine occupancy control
Measure 20	Quantity of vending machine misers to be installed in beverage machines? Quantity of vending machine misers to be installed in snack machines? What is the total installed cost? What is the utility rebate for this measure?

s can be used to calculate energy Savings for your energy efficiency project.
ct (highlighted in yellow), energy and cost savings will be calculated for you.
ll be capped at 50% of the plug load kWh use or 5% of total site kWh use.
:n the total saving exceed 5% site total kWh use.

Go to cell A19
Go To cell A30

Fill in your answers

Adjusted Energy Savings Summary		
This measure saves	-	kW peak demand
and	-	kWh energy use.
and	-	therms natural gas
or	0.0	gallons of NA
or \$	-	energy cost annually.
Simple Payback is	0.00	years.
Saving to Investment Ratio	-	

Fill in your answers

Adjusted Energy Savings Summary		
This measure saves	-	kW peak demand
and	-	kWh energy use.
and	-	therms natural gas
or	0.0	gallons of NA
or \$	-	energy cost annually.
Simple Payback is	0.00	years.

Saving to Investment Ratio	-
----------------------------	---

Inflation rate	2.0%
Discount Rate	5.0%
Electricity Escalation	4.0%
Non-Energy Benefit	5.0%
Maintenance saving	3.0%

Annual Energy Savings Analysis

	ECM 19	kW Demand	Annual Hours	Integrated KWH Impact	Therm Impact
Existing	No Control	0	2420	-	-
Proposed	0	0	1210	-	-
	Savings	0	1,210	-	-

Annual Energy Savings Analysis

	ECM 20	kW Demand	Reduction Factor	Integrated KWH Impact	Therm Impact
Existing	No Control	0	0%	-	-
Proposed	Vending Miser con	0	42%	-	-
	Savings	0		-	-

Energy Savings Summary		
This measure saves	0.0	kW peak demand
and	0.0	kWh energy use.
and	0.0	therms natural gas
or	0.0	gallons of NA
or	\$0.0	energy cost annually.
Simple Payback is	0.0	years.
Saving to Investment Ratio	0.0	

Life Cycle Cost An

Year
Year
Energy Cost Savings
Maintenance Savings
Financing cost
Net Cost/Savings
Present Value of Savings
Adjusted NPV of Savings

Energy Savings Summary		
This measure saves	0.0	kW peak demand
and	0.0	kWh energy use.
and	0.0	therms natural gas
or	0.0	gallons of NA
or	\$0.0	energy cost annually.
Simple Payback is	0.0	years.

Life Cycle Cost An

Year
Year
Energy Cost Savings
Maintenance Savings
Financing cost
Net Cost/Savings
Present Value of Savings

Saving to Investment Ratio

0.0

Adjusted NPV of Saving

analysis (EUL= 4 years)

	0	1	2	3	4
	2013	2014	2015	2016	2017
\$	-	\$ -	\$ -	\$ -	\$ -
		\$ -	\$ -	\$ -	\$ -
		\$0	\$0	\$0	\$0
		\$ -	\$ -	\$ -	\$ -
gs	\$0				

35 \$0

Life Cycle Analysis Based on Adjuste

	0	1	2
	2013	2014	2015
\$	-	\$ -	\$ -

Adjusted S \$ - \$ -

analysis (EUL= 5 years)

	0	1	2	3	4	5
	2013	2014	2015	2016	2017	2018
\$	-	\$ -	\$ -	\$ -	\$ -	\$ -
		\$ -	\$ -	\$ -	\$ -	\$ -
		\$0	\$0	\$0	\$0	\$0
		\$ -	\$ -	\$ -	\$ -	\$ -
gs	\$0					

Life Cycle Analysis Base

	0	1
	2013	2014
\$	-	\$ -

Adjusted S \$ -

35

\$0

Adjusted Savings

3	4
2016	2017
\$ -	\$ -

\$ - \$ -

Adjusted Savings on Adjusted Savings

2	3	4	5
2015	2016	2017	2018
\$ -	\$ -	\$ -	\$ -

\$ - \$ - \$ - \$ -

Calculators for Building Envelope Project

School Information	
School Name	Pacific Elementary
School CDS Code	44697810000000
Mailing Address	50 Ocean Street, Davenport

ECM 21	Building Envelope Windows Replacement	Fill in your answers
Square footage of EAST facing window replaced Square footage of SOUTH facing window replaced Square footage of WEST facing window replaced What is the IOU (or nearest IOU)area the unit is installed? What is the total installed cost for this measure? What is the utility rebate for this measure? Are there other non-repayable funds applied to this measure?		

Choose your utility

ECM 22	Building Envelope Install Cool Roof	Fill in your answers
Square footage of cool roof installed Increased R value of cool roof installation What is the IOU (or nearest IOU)area the unit is installed? What is the total installed cost for this measure? What is the utility rebate for this measure? Are there other non-repayable funds applied to this measure?		

Choose your utility

ECM 23	Building Envelope Install Additional Insulation	Fill in your answers

Square footage of roof insulation installed		
Increased R value of roof insulation		
What is the IOU (or nearest IOU) area the unit is installed?		Choose your utility
What is the total installed cost for this measure?		
What is the utility rebate for this measure?	\$ -	
Are there other non-repayable funds applied to this measure?	\$ -	

Adjusted Energy Savings Summary		
This project saves	-	kW peak demand
and	-	kWh electricity use.
and	-	therms natural gas
or	0.0 gallons of	Fuel Oil
or \$	-	energy cost annually.
Simple Payback is	0.0 years.	
SIR	-	

Existing
Proposed

Adjusted Energy Savings Summary		
This project saves	-	kW peak demand
and	-	kWh electricity use.
and	-	therms natural gas
or	0.0 gallons of	Fuel Oil
or \$	-	energy cost annually.
Simple Payback is	0.0 years.	
SIR	-	

Existing
Proposed

Adjusted Energy Savings Summary		
This project saves	-	kW peak demand

Existing

	and	-	kWh electricity use.
	and	-	therms natural gas
	or	0.0 gallons of	Fuel Oil
	or \$	-	energy cost annually.
Simple Payback is		0.0	years.
SIR		-	

Proposed


Inflation rate	2.0%
Discount Rate	5.0%
Electricity Escalation	4.0%
Non-Energy Benefit	5.0%
Maintenance saving	3.0%

ECM 21	DEER kWh Impact	DEER kW Impact	DEER therm impact
Old windows	-	-	-
New windows	0	0	0.0
Savings	0	0	0

ECM 22	DEER kWh Impact	DEER kW Impact	DEER therm impact
Old Roof	-	-	-
New cool roof	0	0	0.0
Savings	0	0	0

ECM 23	DEER kWh Impact	DEER kW Impact	DEER therm impact
Existing insulation	-	-	-

New insulation	0	0	0.0
Savings	0	0.0	0.0



Energy Savings Summary			
This project saves	-	kW peak demand	
and	-	kWh electricity use.	
and	-	therms natural gas	
or	0.0	gallons of	Fuel Oil
or	\$0.00	energy cost annually.	
Simple Payback is	0.0	years.	
Saving to Investment Ratio	-		

Energy Savings Summary			
This project saves	-	kW peak demand	
and	-	kWh electricity use.	
and	-	therms natural gas	
or	0.0	gallons of	Fuel Oil
or \$	-	energy cost annually.	
Simple Payback is	0.0	years.	
Saving to Investment Ratio	-		

Energy Savings Summary			
This project saves	-	kW peak demand	

	and	-	kWh electricity use.	
	and	-	therms natural gas	
	or	0.0	gallons of	Fuel Oil
	or \$	-	energy cost annually.	
Simple Payback is		0.0	years.	
Saving to Investment Ratio		-		

Year	0	1	2	3
Year	2013	2014	2015	2016
Energy Cost Savings		\$ -	\$ -	\$ -
Maintenance Savings		\$ -	\$ -	\$ -
Financing cost		\$0	\$0	\$0
Net Cost/Savings		\$ -	\$ -	\$ -
Net Present value of Savings		\$0		

Adjusted NPV of Savings \$0

Year	0	1	2	3
Year	2013	2014	2015	2016
Energy Cost Savings		\$ -	\$ -	\$ -
Maintenance Savings		\$ -	\$ -	\$ -
Financing cost		\$0	\$0	\$0
Net Cost/Savings		\$ -	\$ -	\$ -
Net Present value of Savings		\$0		

Adjusted NPV of Savings \$0

Year	0	1	2	3
Year	2013	2014	2015	2016

Energy Cost Savings		\$ -	\$ -	\$ -
Maintenance Savings		\$ -	\$ -	\$ -
Financing cost		\$0	\$0	\$0
Net Cost/Savings		\$0.00	\$0.00	\$0.00
Net Present value of Savings		\$0		
Adjusted NPV of Savings		\$0		

4	5	6	7	8	9	10	11
2017	2018	2019	2020	2021	2022	2023	2024
\$ -	\$ -	\$ -	\$ -	\$ -	\$ -	\$ -	\$ -
\$ -	\$ -	\$ -	\$ -	\$ -	\$ -	\$ -	\$ -
\$0	\$0	\$0	\$0	\$0	\$0	\$0	\$0
\$ -	\$ -	\$ -	\$ -	\$ -	\$ -	\$ -	\$ -

4	5	6	7	8	9	10	11
2017	2018	2019	2020	2021	2022	2023	2024
\$ -	\$ -	\$ -	\$ -	\$ -	\$ -	\$ -	\$ -
\$ -	\$ -	\$ -	\$ -	\$ -	\$ -	\$ -	\$ -
\$0	\$0	\$0	\$0	\$0	\$0	\$0	\$0
\$ -	\$ -	\$ -	\$ -	\$ -	\$ -	\$ -	\$ -

4	5	6	7	8	9	10	11
2017	2018	2019	2020	2021	2022	2023	2024

[illegible]

12	13	14	15	16	17	18	19
2025	2026	2027	2028	2029	2030	2031	2032
\$ -	\$ -	\$ -	\$ -	\$ -	\$ -	\$ -	\$ -
\$ -	\$ -	\$ -	\$ -	\$ -	\$ -	\$ -	\$ -
\$0	\$0	\$0	\$0	\$0	\$0	\$0	\$0
\$ -	\$ -	\$ -	\$ -	\$ -	\$ -	\$ -	\$ -

12	13	14	15				
2025	2026	2027	2028				
\$ -	\$ -	\$ -	\$ -				
\$ -	\$ -	\$ -	\$ -				
\$0	\$0	\$0	\$0				
\$ -	\$ -	\$ -	\$ -				

12	13	14	15	16	17	18	19
2025	2026	2027	2028	2029	2030	2031	2032

\$ -	\$ -	\$ -	\$ -	\$ -	\$ -	\$ -	\$ -
\$ -	\$ -	\$ -	\$ -	\$ -	\$ -	\$ -	\$ -
\$0	\$0	\$0	\$0	\$0	\$0	\$0	\$0
\$0.00	\$0.00	\$0.00	\$0.00	\$0.00	\$0.00	\$0.00	\$0.00

20
2033
\$ -
\$ -
\$0
\$ -

	0	1	2	3	4	5	6
	2013	2014	2015	2016	2017	2018	2019
	\$ -	\$ -	\$ -	\$ -	\$ -	\$ -	\$ -

Adjusted Savings

\$ - \$ - \$ - \$ - \$ - \$ -

	0	1	2	3	4	5	6
	2013	2014	2015	2016	2017	2018	2019
	\$ -	\$ -	\$ -	\$ -	\$ -	\$ -	\$ -

Adjusted Savings

\$ - \$ - \$ - \$ - \$ - \$ -

20
2033

	0	1	2	3	4	5	6
	2013	2014	2015	2016	2017	2018	2019

\$ -
\$ -
\$0
\$0.00

	\$ -	\$ -	\$ -	\$ -	\$ -	\$ -
--	------	------	------	------	------	------

Adjusted Savings

\$ - \$ - \$ - \$ - \$ - \$ -

7	8	9	10	11	12	13	14	15	16
2020	2021	2022	2023	2024	2025	2026	2027	2028	2029
\$ -	\$ -	\$ -	\$ -	\$ -	\$ -	\$ -	\$ -	\$ -	\$ -

\$ - \$ - \$ - \$ - \$ - \$ - \$ - \$ - \$ - \$ -

7	8	9	10	11	12	13	14	15	
2020	2021	2022	2023	2024	2025	2026	2027	2028	
\$ -	\$ -	\$ -	\$ -	\$ -	\$ -	\$ -	\$ -	\$ -	

\$ - \$ - \$ - \$ - \$ - \$ - \$ - \$ - \$ -

7	8	9	10	11	12	13	14	15	16
2020	2021	2022	2023	2024	2025	2026	2027	2028	2029

\$ -	\$ -	\$ -	\$ -	\$ -	\$ -	\$ -	\$ -	\$ -	\$ -
------	------	------	------	------	------	------	------	------	------

\$ - \$ - \$ - \$ - \$ - \$ - \$ - \$ - \$ - \$ -

17	18	19	20
2030	2031	2032	2033
\$ -	\$ -	\$ -	\$ -

\$ - \$ - \$ - \$ -

17	18	19	20
2030	2031	2032	2033

\$ -	\$ -	\$ -	\$ -
------	------	------	------

\$ - \$ - \$ - \$ -

Calculators for

School Information

School Name
School CDS Code
Mailing Address

ECM 24

KVA level

- 1000
- 750
- 500
- 300
- 225
- 150
- 112.5
- 75
- 45
- 30
- 15

Note:

or Simple Low Voltage Distribution Transformer Project

nation

Pacific Elementary
44697810000000
50 Ocean Street, Davenport

- 1. This calculator is based on new DOE/ TP1 & C802.2 approved efficiency standards.
- 2. If you intend to use transformers that is the same as or higher than NEMA premium efficiency standard, you can perform your own savings calculation.
- 3. Only three phase dry type voltage levels are listed here.
- 4. Calculations based on tranformer efficincies at 35% load factor and assumed power factor of 0.9.
- 5. Calculator assumes transformer capacity is less than 3 times

High Efficiency Dry-Type Low Voltage Distribution Transformer

- Quantity of 1000 kVA Transformer to be replaced with Premium Eff. Transformer?
- Quantity of 750 kVA Transformer to be replaced with Premium Eff. Transformer?
- Quantity of 500 kVA Transformer to be replaced with Premium Eff. Transformer?
- Quantity of 300 kVA Transformer to be replaced with Premium Eff. Transformer?
- Quantity of 225 kVA Transformer to be replaced with Premium Eff. Transformer?
- Quantity of 150 kVA Transformer to be replaced with Premium Eff. Transformer?
- Quantity of 112.5 kVA Transformer to be replaced with Premium Eff. Transformer?
- Quantity of 75 kVA Transformer to be replaced with Premium Eff. Transformer?
- Quantity of 45 kVA Transformer to be replaced with Premium Eff. Transformer?
- Quantity of 30 kVA Transformer to be replaced with Premium Eff. Transformer?
- Quantity of 15 kVA Transformer to be replaced with Premium Eff. Transformer?

What is the total installed cost for this measure?

What is the utility rebate for this measure?

Are there other non-repayable funds applied to this measure?

Low voltage transformer is defined as an output voltage of 600 volts or less, and is rated at a frequency of 60 Hertz. Efficiencies are determined at the following reference conditions: (1) for no-load losses, at the temperature of 20°C, and (2) for load-losses, at the temperature of 75°C and 35 percent of nameplate load.

Fill in your answers

Adjusted Energy Savings

This project saves	0
and	-
and	-
or	-
or \$	-
Simple Payback is	-
SIR	-

Summary	
kW peak demand	
kWh electricity use.	
therms natural gas	
gallons of	Fuel Oil
energy cost annually	
years.	

	ECM 24	kWh Impact	DEER kW Impact
Existing	Old	0	0
Proposed	New TRANS	-	-
	Savings	0	0

DEER therm impact
0
0.0
0

Energy Savings Summary		
This project saves	-	kW peak demand
and	-	kWh electricity use.
and	-	therms natural gas
or	0	gallons of
or \$	-	energy cost annually.
Simple Payback is	0.0	years.
SIR	-	

Inflation rate	2.0%
Discount Rate	5.0%
Electricity Escalation	4.0%
Non-Energy Benefit	5.0%
Maintenance saving	3.0%

Fuel Oil

Year	0	1	2	3
Year	2013	2014	2015	2016
Energy Cost Savings		\$ -	\$ -	\$ -
Maintenance Savings		\$ -	\$ -	\$ -
Financing cost		\$0	\$0	\$0
Net Cost/Savings		\$ -	\$ -	\$ -
20 year Net Present value	\$0			

4	5	6	7	8	9	10	11
2017	2018	2019	2020	2021	2022	2023	2024
\$ -	\$ -	\$ -	\$ -	\$ -	\$ -	\$ -	\$ -
\$ -	\$ -	\$ -	\$ -	\$ -	\$ -	\$ -	\$ -
\$0	\$0	\$0	\$0	\$0	\$0	\$0	\$0
\$ -	\$ -	\$ -	\$ -	\$ -	\$ -	\$ -	\$ -

12	13	14	15	16	17	18	19
2025	2026	2027	2028	2029	2030	2031	2032
\$ -	\$ -	\$ -	\$ -	\$ -	\$ -	\$ -	\$ -
\$ -	\$ -	\$ -	\$ -	\$ -	\$ -	\$ -	\$ -
\$0	\$0	\$0	\$0	\$0	\$0	\$0	\$0
\$ -	\$ -	\$ -	\$ -	\$ -	\$ -	\$ -	\$ -

	20
	2033
\$	-
\$	-
	\$0
\$	-

Calculators for Simple Photovoltaic Project

Version 8.1

School Information	
School Name	Pacific Elementary
School CDS Code	44697810000000
Mailing Address	50 Ocean Street, Davenport

Note:

- 1 PV project needs to be sized properly and it can only save up to your last year's electricity bill amount.
- 2 Assuming Net Energy Metering will be signed to claim credit.
- 3 PV system only saves a portion of the demand due to rain, cloud shade and non-coincidental facilities.
- 4 Annual system maintenance cost is assumed to be 0.3% of project cost.
- 5 Annual PV production degradation rate is assumed to be 0.7%.
- 6 Assuming inverters will be replaced every 10 years and at a cost of \$0.60
- 7 Annual kWh production for each kWac installed is assumed to be 1500 kWh/kW.
- 8 To claim 25 year useful life, vendor must provide system warranty in writing.
- 9 PV cost savings is calculated using 85% of the average electricity cost (due to little demand saving).
- 10 Please use a separate life cycle cost analysis for PV project converting to PG&E A6 rate schedule.

ECM 25	Installing Photovoltaic System	Fill in your answers
	How many PV panels will be installed?	84
	What is the PTC (PVUSA Test Con.) Wattage of each panel?	250
	What is the name plate efficiency of the inverter?	98.3%
	What is the total name plate capacity of the inverter?	21
	*For PV < 30 kW, What is the approved EPBB rebate amount?	
	*For PV >= 30 kW, What is the approved PBI rebate amount?	
	Other Non-repayable funds	\$ -
	What is the total project cost without rebate?	\$ 88,564
	Does PV vendor provide 25 year system warranty?	Yes

* If you have rebate approved by utility, enter the total rebate amount. 5 year PBI rebate for systems >= 30 kW will be adjusted by discount rate for NPV. PV system < 30 kW, actual rebate amount will be used for SIR calculation.

**PV Size(CEC AC rating)=Number of panels x PTC panel wattage x inverter efficiency

***Simple payback is based on first year cost savings only.

ount.

ity peak .

per Watt

s from PV system).

kW

PV System Energy Savings Summary		
This PV project produces	30,965	kWh first year
and approximately	5.2	kW demand
or saves \$	5,572	energy cost first year.
Maintenance cost \$	266	first year
Simple Payback is	15.9	years.
Saving to Investment Ratio	1.06	
**PV Size (kWac)	20.64	kW

Inflation rate
Discount Rate
Electricity Escalation
Non-Energy Benefit
Added Maintenance

Life Cycle Cost Analysis

Year
Year
PV Annual kWh Production
Annual Cost Savings
Added Maintenance
Inverter Replacement Cost
Financing cost
Net Savings
Net Present value of Savings
Net Present value of Savings
Net Present value of Revenue

2.0%
5.0%
4.0%
5.0%
0.3%

alysis (EUL= 20 years)

	0	1	2	3	4	5	6
	2016	2017	2018	2019	2020	2021	2022
tion		30,965	30,748	30,533	30,319	30,107	29,896
	\$	5,572	\$ 5,754	\$ 5,942	\$ 6,137	\$ 6,338	\$ 6,545
	\$	266	\$ 271	\$ 276	\$ 282	\$ 288	\$ 293
		0	0	0	0	0	0
		\$0	\$0	\$0	\$0	\$0	\$0
	\$	5,306	\$ 5,483	\$ 5,666	\$ 5,855	\$ 6,050	\$ 6,252
ving (20Yr)	\$78,191						
ving (25Yr)	\$89,224						
bate	\$0						

7	8	9	10	11	12	13
2023	2024	2025	2026	2027	2028	2029
29,687	29,479	29,272	29,067	28,864	28,662	28,461
\$ 6,759	\$ 6,980	\$ 7,209	\$ 7,445	\$ 7,688	\$ 7,940	\$ 8,200
\$ 299	\$ 305	\$ 311	\$ 318	\$ 324	\$ 330	\$ 337
0	0	0	0	15359	0	0
\$0	\$0	\$0	\$0	\$0	\$0	\$0
\$ 6,460	\$ 6,675	\$ 6,898	\$ 7,127	\$ (7,995)	\$ 7,609	\$ 7,863

||
||
||

14	15	16	17	18	19	20
2030	2031	2032	2033	2034	2035	2036
28,262	28,064	27,868	27,673	27,479	27,287	27,096
\$ 8,468	\$ 8,745	\$ 9,031	\$ 9,327	\$ 9,632	\$ 9,947	\$ 10,272
\$ 344	\$ 351	\$ 358	\$ 365	\$ 372	\$ 379	\$ 387
0	0	0	0	0	0	0
\$0	\$0	\$0	\$0	\$0	\$0	\$0
\$ 8,124	\$ 8,394	\$ 8,674	\$ 8,962	\$ 9,260	\$ 9,567	\$ 9,885

21	22	23	24	25
2037	2038	2039	2040	2041
26,906	26,718	26,531	26,345	26,160
\$ 10,609	\$ 10,956	\$ 11,314	\$ 11,684	\$ 12,067
\$ 395	\$ 403	\$ 411	\$ 419	\$ 427
18723	0	0	0	0
\$0	\$0	\$0	\$0	\$0
\$ (8,509)	\$ 10,553	\$ 10,903	\$ 11,265	\$ 11,639

Pacific Elementary School District Educator Effectiveness Plan For Expenditures Between July 1, 2016 and June 30, 2017

Activity	Content Standards	Number of Teachers	Number of Administrators	Number of Paraprofessionals	Total Expenditures	Notes
Beginning teacher and administrator support and mentoring, including, but not limited to, programs that support new teacher and administrator ability to teach or lead effectively and to meet induction requirements adopted by the Commission on Teacher Credentialing and pursuant to Section 44259 of the California <i>Education Code</i>	N/A	0.00	1.00	N/A	\$ 4,050.00	Superintendent's Coach
Of these expenditures, how much was spent on induction programs?	N/A	N/A	N/A	N/A	\$ -	

Activity	Content Standards	Number of Teachers	Number of Administrators	Number of Paraprofessionals	Total Expenditures
Professional development, coaching, and support services for teachers who have been identified as needing improvement or additional support	N/A	0.00	0.00	N/A	\$ -

Activity	Content Standards	Number of Teachers	Number of Administrators	Number of Paraprofessionals	Total Expenditures	
Professional development for teachers and administrators that is aligned to the state content standards adopted pursuant to Sections 51226, 60605, 60605.1, 60605.2, 60605.3, 60605.8, 60605.11, 60605.85, as that section read on June 30, 2014, and 60811.3, as that section read on June 30, 2013, of the California <i>Education Code</i>	N/A	N/A	N/A	N/A	N/A	
	Mathematics	0.00	0.00	N/A	N/A	
	English language arts/development	7.00	1.00	7	\$1,975.00	\$407 PD books for teachers PD time for aides: 4 days x 4 hrs/day x \$14/hr (wages + benefits) x 7 aides = \$1568
	Science	7.00	1.00	N/A	\$700.00	1 PD day divided by 3 subjects. Stipends plus benefits.
	History/social sciences	7.00	1.00	N/A	\$700.00	1 PD day divided by 3 subjects. Stipends plus benefits.
	Visual/performing arts	0.00	0.00	N/A	N/A	
	Career technical	0.00	0.00	N/A	N/A	
	World language	0.00	0.00	N/A	N/A	
	Physical education	7.00	1.00	N/A	\$700	1 PD day divided by 3 subjects. Stipends plus benefits.

Activity	Content Standards	Number of Teachers	Number of Administrators	Number of Paraprofessionals	Total Expenditures	
Activities to promote educator quality and effectiveness including, but not limited to, training on mentoring and coaching certificated staff and training certificated staff to support effective teaching and learning	N/A	0.00	0.00	0.00	\$ 8,125.00	Total Budgeted to be Received= \$8125

Note: N/A is used in areas where an item would not be applicable for a particular activity/category. LEAs should not be tracking expenditures, number of teachers, etc. in subject areas marked N/A.

**Pacific Elementary School District
Resolution # 2017-23**

**Resolution to Authorize District Personnel to Sign Payroll,
Vendor Warrant Orders, and Other District Documents**

WHEREAS, Education Code 42633 requires that the verified signatures of each person authorized to sign payroll, vendor warrant orders and other district documents be on file in the Santa Cruz County Superintendent's office;

NOW, THEREFORE, BE IT RESOLVED that effective July 1, 2016, the following are true signatures of hand of the below authorized persons:

Eric Gross
Superintendent/Principal

Elizabeth Andrews
District Office Manager

Gwyann Rhabyt
Trustee

PASSED AND ADOPTED by the Board of Trustees of the Pacific Elementary School District, County of Santa Cruz, State of California, this 6th day of July, 2016 by the following vote:

AYES:

NOES:

ABSTAIN:

ABSENT:

ATTEST: _____
Eric Gross
Superintendent/Principal
Secretary to the Board of Trustees

Gwyann Rhabyt
President, Board of Trustees

PACIFIC ELEMENTARY SCHOOL DISTRICT

Resolution #2017-25 ***Authorizing Year End Transfers***

WHEREAS, it is anticipated that expenditures during the month of June 2017 may exceed the remaining balances in certain budget classifications; and

WHEREAS, it is the desire of the Board to avoid delays in the payment of liabilities of the District which may result if the Board of Trustees is required to adopt resolutions for budget transfers at the close of the school year; and

WHEREAS, Section 42601 of the Education Code provides for the eventuality of budget transfers required at the close of the fiscal year by authorizing the Board of Trustees of the school district to delegate to the County Office of Education the power to make such transfers, as may be necessary, to permit the payment of obligations incurred during the current fiscal year;

NOW, THEREFORE, BE IT RESOLVED, that the Santa Cruz County Office of Education is hereby authorized and directed to make such necessary budget transfers between the undistributed reserve or reserve for contingencies and the various expenditures classifications, to permit the payment of obligations of the District incurred in fiscal year 2016-17.

PASSED AND ADOPTED by the Board of Trustees of Pacific School Elementary School District, County of Santa Cruz, State of California at the Regular Board

Meeting of June 28, 2017.

AYES: _____ NOES: _____

ABSTAIN: _____ ABSENT: _____

Gwyn Rhabyt, President, Board of Trustees

Eric Gross, Clerk/Secretary, Board of Trustees



Submission

ID 1708

Tier: 2
Expenditure Plans this Fiscal Year: 2016-17
Submittal Option: Multiple-Year (bundled) Award Expenditure Plan

Grant Amount Requested: \$130,737.00
Grant Balance Available: \$131,377.00

Energy Planning Reservation Information

Did you request Energy Planning Funds? (If no, move on to next section) Yes
Budget for Screening and Energy Audits: \$5,000.00
Budget for Proposition 39 Program Assistance: \$45,349.00
Budget for Energy Manager:
Budget for Training Totals:
Totals: \$50,349.00

Amount Spent for Screening and Audits: \$5,000.00
Amount Spent for Program Assistance: \$45,349.00
Amount Spent for Energy Manager:
Amount Spent for Training:
Totals: \$50,349.00

Energy Manager and Training

Are you hiring an Energy Manager with Funds Requested in this Expenditure Plan? No
Are you using Proposition 39 funds for energy related training costs? No
Amount Requesting for Energy Manager:
Amount Requesting for Training:

Summary of Schools/Sites

Estimated Totals: Total Project Cost \$156,377.00
Proposition 39 Share \$130,737.00
Summation is for 1 School

Job Creation Benefits Estimation

Type of Project	Budget	Estimated Direct Job-Years Created
Energy Efficiency	\$42,173.00	0.24
Renewable Generation	\$88,564.00	0.37
Distributed Energy		
		Total: 0.61

Please list any state-certified apprenticeship programs being used:

Apprenticeship Information Budget Estimated Apprenticeship Job-Years Created No

Will this project be subject to a community benefits agreement, community workforce agreement, or other mechanism that defines project co-benefits?

Other Trainee Position Title	Estimated Other Trainee Jobs Created
	Total:

Self-Certifications

Yes The LEA followed the Proposition 39 Guidelines regarding Eligible Energy Project Prioritization Considerations.
Yes The LEA followed the guidelines regarding Sequencing of Facility Improvements
Yes The LEA commits to use the funds for the eligible energy project(s) approved in its energy expenditure plan.
Yes The LEA commits that the information included in the application is true and correct based to the best of the LEA's knowledge.
Yes The LEA commits that all California Environmental Quality Act (CEQA) requirements are completed.
Yes The LEA will obtain DSA project approval as applicable pursuant to California Code Regulations, Title 14.
Yes The LEA acknowledges that the expenditures are subject to financial audit requirements
Yes The LEA commits to complying with all reporting requirements.

Authorized Representative: Eric Gross Date: 6/21/2017

Applicant Information

Local Education Agency Name: Pacific Elementary
LEA CDS Code: 44697810000000
Mailing Address: PO Box H
City: Davenport
Zip Code: 95017-1007

LEA Authorized Representative

Name: Eric Gross
Title: Superintendent
Phone: 8314257002
Email: egross@pacificesd.org

Project Manager

Name: Corrina Hansen
Title: Energy Consultant
Phone: 4084265420
Email: corrina@myntsystems.com



Site Information

Project Start Date: 8/1/2017
Completion Date: 6/30/2018

Local Education Agency: Pacific Elementary
LEA CDS Code: 4469781000000

School or Site Information

School/Site Name: Pacific Elementary
School/Site CDS Code: 44697816049621
School/Site Mailing Address: PO Box H
City: Davenport
Zip Code: 95017

Energy Efficiency Project Summary

Measure Savings Source: Combination Calculator and Audit
Proposition 39 Share to be used for
Measure Implementation (\$): \$130,737.00

Benchmarking

Square Footage of School/Site: 13,985
Average Peak Demand (kW): 19
Total Annual Electric Use (kWh): 46,429
Total Annual Electric Charges (\$): \$9,929.00
Total Annual Gas Use (therms): 2,924
Total Annual Gas Charges (\$): \$2,831.00
Total Annual Propane Use (gals):
Total Annual Propane Charges (\$):
Total Annual Fuel Oil Use (gals):
Total Annual Fuel Oil Charges (\$):
Energy Bill Fiscal Year: 2015-16
Electric Utility: PG&E
Electric Utility Account #: 5500682549
Gas Utility: PG&E
Gas Utility Account #: 550682549

Reminder: If the School/Site includes leased facilities, please include Building
Owner Certification in backup documentation.

Energy Use Intensity Calculator

Electricity		Natural Gas		Other Fuels	
1.36	W/SF	.21	Therms/SF		Gals/SF
3.32	kWh/SF	\$.20	Cost/SF		Cost/SF
\$.71	Cost/SF				
Energy Costs/SF/Year:		\$.91	Energy Use(Kbtu)/SF/Year:		56.48

Version 6

Energy Efficiency Measure	Description	Demand Savings (kW)	Annual Electric Savings	Annual Nat. Gas Savings	Annual Propane Savings	Annual Fuel Oil Savings	Annual Energy Cost Savings (\$)	Measure Cost (\$)	Rebates and Grants (\$)	EEM SIR
Lighting- Exterior Fixture Retrofit	Canopy lighting (7), replace inc. with LED		1,021	(6)			\$210.10	\$1,050.00		3.19
Building Envelope- Shading Devices/Window Film	Low-e window film (176 square feet)	1	1,338				\$247.00	\$1,936.00	\$265.00	1.74
HVAC- Condensing Furnace	Replace (4) rooftop furnaces with high efficiency units			428			\$414.10	\$64,827.00	\$25,375.00	.78

Energy Efficiency Narrative Description

An energy audit was performed for Pacific Elementary in December of 2014. LED lighting, controls, envelope sealing, programmable thermostats, refrigeration, heat pumps and water heating upgrades were completed as part of the 2015-16 EEP. New buildings were installed in the summer of 2016 increasing the square footage of the school from 11,130 to 13,985. The existing roof on the main building is in poor condition and is planned to be replaced in late 2018 using Proposition 51 funds. The roof of one of the new buildings was therefore selected as the most suitable location for the PV. The furnaces were also selected as recommended upgrades. The existing units were installed in 1994 and 2001 and have reached the end of their useful life. Due to the extreme marine environment, components have begun to rust and fall off the units. Replacing these units in summer or fall will avoid loss of use during critical winter months as well as costly fees to expedite the replacement. Window film is recommended for the south and west facing windows of two new buildings to reduce cooling costs as well replacing the remaining incandescent canopy lighting with LED.

Photovoltaic Measure

Size (kW AC)	Demand Savings (kW)	Year 1 Production (kWh)	Year 1 Energy Cost Savings (\$)	Inverter Efficiency %	Measure Cost (\$)	Rebates and Grants (\$)	Measure SIR
20.64	5.20	30,965.00	\$5,572		\$88,564.00		1.06

Site Project Summary

Total Demand Savings	6	Total Annual Fuel Oil Savings		Total Prop 39 Share	\$130,737.00
Total Annual Electric Savings	33,324	Total Annual Cost Savings	\$6,443.20	Savings-to-investment Ratio (SIR)	1.01
Total Annual Natural Gas Savings	422	Total Project Cost	\$156,377.00	Total Cost Paid Under PPA	
Total Annual Propane Savings		Total Rebates			