

Principal Apportionment Tax
2016-17 Annual

		Secured	Unsecured	Hoptr	In Lieu	Timber	Prior Yr	Prior Yr	Supplemental		Prior Yr		Community	RDA	RDA	College		Grand
		0100	0110	0830	0190/0197	Yield	0120/0130	Imp	0150/0151	ERAF	Restrict	Sub	RDA Funds	Residual	Asset	Districts	Excess	Total
		A-1	A-2	A-3	A-4	A-5	A-6	A-7	A-8	A-9	A-10	A-11	A-12	A-13	A-14	A-15	A-16	
Bonny Doon	640101	1,423,579	29,033	9,554	676		2,913		Basic Aid	Basic Aid		1,465,755						1,465,755
Happy Valley	640201	877,935	17,734	5,913			1,747		2,387			905,716						905,716
Live Oak	640301	1,875,125	36,904	12,319	5,343		6,161		174,966	646,543		2,757,362	276,674	2,122,419				5,156,455
Mountain	640401	870,705	17,609	5,871			1,733		Basic Aid	Basic Aid		895,919						895,919
Pacific	640501	190,922	3,801	1,261	4,408		416		4,226	34,825		239,858						239,858
Santa Cruz City	641501	19,352,444	390,514	130,153	7,400		38,352		Basic Aid	Basic Aid		19,918,864	125,113	1,628,685				21,672,662
Soquel	640801	8,019,797	161,763	53,916	1,916		19,200		233,173	509,901		8,999,665	179,610	1,468,628				10,647,903
Total Elementary		32,610,507	657,358	218,987	19,743	0	70,522	0	414,752	1,191,269	0	35,183,138	581,397	5,219,732	0	0	0	40,984,267
Santa Cruz High	641401	22,413,597	451,263	150,434	12,845		52,495		569,708	1,141,653		24,791,995	355,354	3,088,647				28,235,996
Total High School		22,413,597	451,263	150,434	12,845	0	52,495	0	569,708	1,141,653	0	24,791,995	355,354	3,088,647		0	0	28,235,996
Pajaro Valley	642001	57,392,776	1,219,414	380,584	76,899		174,832		1,184,607	5,706,393		66,135,505	369,960	1,431,621				67,937,086
San Lorenzo																		
Valley	641101	15,945,611	321,091	106,989		58,146	35,906		315,400	1,393,402		18,176,544						18,176,544
Scotts Valley	640701	10,681,308	216,039	71,967			24,467		237,692	666,257		11,897,729	3,234	274,633				12,175,596
Total Unified																		
School Districts		84,019,695	1,756,543	559,540	76,899	58,146	235,204	0	1,737,700	7,766,052	0	96,209,778	373,195	1,706,254	0	0	0	98,289,227
Districts Total		139,043,798	2,865,165	928,960	109,488	58,146	358,221	0	2,722,159	10,098,974	0	156,184,911	1,309,946	10,014,633		0	0	167,509,490
Santa Cruz COE	641210	9,152,971	184,563	61,512	3,949	7,080	20,613		176,074	172,190	crosscheck	156,184,911						10,493,776
from Monterey		540,047	19,966	2,892			18,192					9,778,952	38,740	676,084				581,780
from San Benito		77,350	4,352	969			563					581,096		684				83,234
COE Total		9,770,367	208,881	65,372	3,949	7,080	39,369	0	176,074	172,190	0	10,443,282	38,740	676,768		0	0	11,158,789
											crosscheck	10,443,282						
Total		148,814,166	3,074,046	994,332	113,437	65,226	397,590	0	2,898,233	10,271,164	0	166,628,193	1,348,685	10,691,401		0	0	178,668,279

SSC School District and Charter School Financial Projection Dartboard 2017-18 Adopted State Budget

This version of SSC's Financial Projection Dartboard is based on the 2017-18 adopted State Budget. We have updated the cost-of-living adjustment (COLA), Consumer Price Index (CPI), and ten-year T-bill planning factors per the latest economic forecasts. We have also updated the Local Control Funding Formula (LCFF) factors. We rely on various state agencies and outside sources in developing these factors, but we assume responsibility for them with the understanding that they are general guidelines.

LCFF ENTITLEMENT FACTORS				
Entitlement Factors per ADA	K-3	4-6	7-8	9-12
2016-17 Base Grants	\$7,083	\$7,189	\$7,403	\$8,578
COLA at 1.56%	\$110	\$112	\$115	\$134
2017-18 Base Grants	\$7,193	\$7,301	\$7,518	\$8,712

Entitlement Factors per ADA	K-3	4-6	7-8	9-12
2017-18 Base Grants	\$7,193	\$7,301	\$7,518	\$8,712
Grade Span Adjustment Factors	10.4%	-	-	2.6%
Grade Span Adjustment Amounts	\$748	-	-	\$227
2017-18 Adjusted Base Grants	\$7,941	\$7,301	\$7,518	\$8,939
Supplemental Grants (% Adj. Base)	20%	20%	20%	20%
Concentration Grants	50%	50%	50%	50%
Concentration Grant Threshold	55%	55%	55%	55%

LCFF DARTBOARD FACTORS					
Factor	2016-17	2017-18	2018-19	2019-20	2020-21
LCFF Planning Factors	SSC Simulator	SSC Simulator	SSC Simulator ²	SSC Simulator ²	SSC Simulator ²
SSC Gap Funding Percentage	56.08%	43.19%	39.12%	41.60%	44.16%
Department of Finance Gap Funding Percentage	56.08%	43.19%	66.12%	64.92%	100.00%
Gap Funding Percentage ¹ (May Revise)	54.84%	43.97%	-	-	-

PLANNING FACTORS						
Factor		2016-17	2017-18	2018-19	2019-20	2020-21
Statutory COLA		0.00%	1.56%	2.15%	2.35%	2.57%
COLA on state and local share only of Special Education, Child Nutrition, Foster Youth, Preschool, American Indian Education Centers/American Indian Early Childhood Education		0.00%	1.56%	2.15%	2.35%	2.57%
California CPI		2.63%	3.42%	3.35%	3.02%	3.16%
Interest Rate for Ten-Year Treasuries		2.18%	2.47%	2.66%	2.78%	2.85%
California Lottery	Unrestricted per ADA	\$144	\$146	\$146	\$146	\$146
	Restricted per ADA	\$45	\$48	\$48	\$48	\$48
Mandate Block Grant (District)	Grades K-8 per ADA	\$28.42	\$30.34	\$30.34	\$30.34	\$30.34
	Grades 9-12 per ADA	\$56	\$58.25	\$58.25	\$58.25	\$58.25
Mandate Block Grant (Charter)	Grades K-8 per ADA	\$14.21	\$15.90	\$15.90	\$15.90	\$15.90
	Grades 9-12 per ADA	\$42	\$44.04	\$44.04	\$44.04	\$44.04
One-Time Discretionary Funds per ADA		\$214	\$147	-	-	-
CalPERS Employer Rate (projected)		13.888%	15.531%	18.1%	20.8%	23.8%
CalSTRS Employer Rate (statutory)		12.58%	14.43%	16.28%	18.13%	19.10%

RESERVES		
State Reserve Requirement	District ADA Range	Reserve Plan
The greater of 5% or \$66,000	0 to 300	SSC recommends one year's increment of planned revenue growth
The greater of 4% or \$66,000	301 to 1,000	
3%	1,001 to 30,000	
2%	30,001 to 400,000	
1%	400,001 and higher	

¹ Either this percentage or the adopted State Budget gap percentage can be used for calculating movement toward class sizes of 24:1 at grades transitional kindergarten-3.

² For the forecast years, the total dollar amount needed to fund the statutory COLA is applied to the SSC LCFF Simulator.

August 3, 2017

Eric Gross
Pacific Elementary School District
50 Ocean Street
Davenport, CA 95017-1007

Dear Superintendent Gross:

Subject: Annual Determination Notification for Local Educational Agencies Under the Individuals with Disabilities Education Act and Notification of Selection for Monitoring Activities

The Individuals with Disabilities Education Act (IDEA) requires states make annual determinations of local educational agency (LEA) performance in the provision of special education and related services for students with disabilities. The California Department of Education (CDE) bases an LEA's annual determination on various factors including participation and performance in specific monitoring activities. A matrix of annual determination criteria may be found in Enclosure A here: <https://www3.cde.ca.gov/exfiles/downloadurl.aspx?pid=81&dc=6261858446bc4e298c>

Annual Determination for 2016–17

The CDE has determined Pacific Elementary School District has an overall **Meets Requirements** status in implementing the requirements of IDEA, Part B, for 2016–17.

During the 2016–17 school year the CDE used the following monitoring activities to make the determination for Pacific Elementary School District:

Disproportionality Review:	Not Disproportionate
Data Identified Noncompliance:	All Records Correct
Performance Indicator Review:	Met Targets
Comprehensive Review:	Not Selected for Participation
Significant Disproportionality:	Not Significantly Disproportionate

Additional information regarding annual determinations and enforcement may be found in Enclosure B found here: <https://www3.cde.ca.gov/exfiles/downloadurl.aspx?pid=81&dc=6ea5dcb005234a12bb>

Monitoring Activities for 2017–18

The Pacific Elementary School District has been selected for the monitoring activities indicated below for the 2017–18 year based on data submitted by the LEA and certified by the special education local plan area (SELPA).

Disproportionality Review:	Not Disproportionate
Data Identified Noncompliance Review:	To be determined
Performance Indicator Review:	Met Targets
Comprehensive Review:	Not Selected for Participation
Significant Disproportionality:	To be determined

Each activity has tasks to be completed to ensure the LEA's continued eligibility for grant funding under the IDEA. The LEA will be sent formal notification for each activity for which they are selected, as noted above. The LEA will be provided with additional details regarding the participation and completion of those activities. The Data Identified Noncompliance notification will be made by September 25, 2017.

If you have any questions concerning this subject, please contact the consultant assigned to the county in which the LEA is located. A list of consultants assigned by county may be found at <http://www.cde.ca.gov/sp/se/qa/fmtacncnt.asp>.

Sincerely,

/S/

Kristin Wright, Director
Special Education Division

KW: slr
Enclosures

cc: Jessica Little, North Santa Cruz County SELPA
Focused Monitoring and Technical Assistance Unit 3

Pacific Elementary School District

Board of Trustees Meeting
Tuesday, August 15th, 2017 @ 4:00 PM
Pacific Elementary School, Davenport, CA

Pacific School Mission Statement

Pacific School's mission is to prepare children for life through experiential learning that addresses the needs of the whole child. We create a safe and secure school environment that promotes social and academic growth and develops an enthusiasm for learning, a positive self-image, and cross-cultural understanding.

All persons are encouraged to attend and, where appropriate, to participate in, meetings of the Pacific School Board of Trustees. Persons wishing to address the Board are asked to state their names for the record. Consideration of all matters is conducted in open session except for those relating to litigation, personnel, and employee negotiations, which, by law, may be considered in executive (closed) session.

Meeting facilities are accessible to persons with disabilities. By request, alternative agenda document formats are available to persons with disabilities. To arrange an alternative agenda document format or to arrange aid or services to modify or accommodate persons with a disability to participate in a public meeting, please provide a written request to: Eric Gross, Superintendent/Principal at the Pacific School District Office at least three working days prior to any public meeting.

Board Meeting Agenda

1. OPENING PROCEDURES FOR OPEN SESSION

- 1.1. Call to Order
- 1.2. Roll Call & Establishment of Quorum
 - 1.2.1. Gwyan Rhabyt, Board President
 - 1.2.2. Don Croll, Board Trustee
 - 1.2.3. Cari Napoles, Board Trustee
- 1.3. Oath of Office – President Rhabyt will administer the Oath of Office to incoming Trustee, Ms. Napoles.
- 1.4. Approval of the agenda for June 28th, 2017
 - 1.4.1. Agenda deletions, additions, or changes of sequence

2. PUBLIC COMMENTS

- 2.1. For items not on the agenda, this is an opportunity for the public to address the board directly related to school business. The Board President may allot time to those wishing to speak, but no action will be taken on matters presented (EC §35145.5).
- 2.2. For items on the agenda, the public will have the opportunity to speak at the time the agenda item is discussed. Please address the Board President.

3. REPORTS

- 3.1. Superintendent Report
- 3.2. Board Member Reports
- 3.3. School Site Council Report:

- 3.4. Parents Club Report:
- 4. **CONSENT AGENDA:** These matters may be passed by one roll call motion. Board Members may remove items from the agenda for a separate discussion and vote.
 - 4.1. Approval of Minutes of the Board Meeting on: June 28th, 2017
 - 4.2. Approval of Warrant Register
 - 4.3. Williams Report
 - 4.4. State budget
 - 4.5. Annual Determination for Individuals with Disabilities in Education Act (IDEA)
 - 4.6. Principal Tax Apportionment Data
- 5. **PUBLIC HEARINGS**
 - 5.1. None
- 6. **BOARD RESOLUTIONS**
 - 6.1. None
- 7. **ITEMS TO BE TRANSACTED AND/OR DISCUSSED**
 - 7.1. Board Orientation
 - 7.1.1. Brown Act
 - 7.1.2. Terms of Office for Trustees
 - 7.1.3. Gamut: <http://www.pacificesd.org/board-policies.html>
 - 7.1.4. CSBA Tools:
<https://www.csba.org/GovernanceAndPolicyResources/EffectiveGovernance.aspx>
 - 7.2. Approval of Board Policies, Administrative Regulations, Board Bylaws, & Exhibits
 - 7.2.1. BP 0000 Vision
 - 7.2.2. BP 0100 Philosophy
 - 7.2.3. BP 2140 Evaluation of the Superintendent
 - 7.2.4. AR 4112.2 Certification
 - 7.2.5. AR 4112.61, AR 4212.61, AR 4312.61 Employment References
 - 7.2.6. AR 5148.3 Preschool
 - 7.2.7. BP 6161.1, E 6161.1 Selection and Evaluation of Instructional Materials
 - 7.2.8. BB 9121 President
 - 7.2.9. BB 9220 Governing Board Elections
 - 7.2.10. BB 9230 Orientation
 - 7.2.11. BB 9400 Board Self-Evaluation
 - 7.3. Withdrawal of Board Policies, Administrative Regulations, Board Bylaws, & Exhibits
 - 7.3.1. AR 0000 Vision
 - 7.3.2. BP 4112.61, BP 4212.61, BP 4312.61 Employment References
 - 7.4. Facilities -- Staff will provide an update on facilities projects
 - 7.4.1. Proposition 39:
 - 7.4.1.1. Measurement & Verification Report
 - 7.4.1.2. Window film
 - 7.4.1.3. Furnaces
 - 7.4.1.4. Photovoltaic Solar Panels
 - 7.4.2. Insurance: hallway
 - 7.4.3. FEMA: roof

7.5. CAASPP Results from Spring 2017

7.6. Board Self-evaluation

7.6.1. CSBA Tool

7.6.2. Local Tool

7.7. Bilingual Stipends for Classified Staff

8. SCHEDULE OF COMING EVENTS

8.1. Next Regular Board Meeting: September 19th, 2017

9. CLOSED SESSION

9.1. Public Employee Discipline/Dismissal/Release (Section 54957.6)

9.1.1. Instructional Assistant

9.1.2. Instructional Assistant

9.1.3. Instructional Assistant

9.1.4. Music Instructor

9.1.5. Psychologist

9.2. Public Employee Appointment (Section 54957)

9.2.1. Special Circumstances Instructional Assistant

9.2.2. Special Circumstances Instructional Assistant

9.2.3. Special Circumstances Instructional Assistant

9.2.4. Special Circumstances Instructional Assistant

9.2.5. Instructional Assistant

9.2.6. Instructional Assistant

9.2.7. Music Instructor

9.2.8. Psychologist

10. REPORT OF ACTIONS TAKEN IN CLOSED SESSION

11. ADJOURNMENT

If requested, this agenda shall be made available in appropriate alternative formats to persons with a disability, as required by section 202 of the Americans with Disabilities Act (42 U.S.C. section 12132) and the federal rules and regulations implementing the Act. Individuals requesting a disability-related modification or accommodation may contact the District Office.

The board book for this meeting, including this agenda and any back-up materials, may be viewed or downloaded online: <http://www.pacificesd.org/governance.html> or may be viewed at the school: 50 Ocean St. Davenport CA 95017.

Translation Requests: Spanish language translation is available on an as-needed basis.

Solicitudes de Traducción: Traducciones del inglés al español y del español al inglés están disponibles en las sesiones de la mesa directiva.

Pacific Elementary School District

Board of Trustees Meeting
Wednesday, June 28 2017 @ 3:00 PM
Pacific Elementary School, Davenport, CA

Pacific School Mission Statement

Pacific School's mission is to prepare children for life through experiential learning that addresses the needs of the whole child. We create a safe and secure school environment that promotes social and academic growth and develops an enthusiasm for learning, a positive self-image, and cross-cultural understanding.

All persons are encouraged to attend and, where appropriate, to participate in, meetings of the Pacific School Board of Trustees. Persons wishing to address the Board are asked to state their names for the record. Consideration of all matters is conducted in open session except for those relating to litigation, personnel, and employee negotiations, which, by law, may be considered in executive (closed) session.

Meeting facilities are accessible to persons with disabilities. By request, alternative agenda document formats are available to persons with disabilities. To arrange an alternative agenda document format or to arrange aid or services to modify or accommodate persons with a disability to participate in a public meeting, please provide a written request to: Eric Gross, Superintendent/Principal at the Pacific School District Office at least three working days prior to any public meeting.

Board Meeting Minutes

1. OPENING PROCEDURES FOR OPEN SESSION

- 1.1. Call to Order – 3:05 p.m.
- 1.2. Roll Call & Establishment of Quorum
 - 1.2.1. Gwyne Rhabyt, Board President – Present
 - 1.2.2. Don Croll, Board Trustee – Present
 - 1.2.3. Cari Napoles, Board Trustee – PresentOthers present: Mr. Eric Gross
- 1.3. Oath of Office – President Rhabyt administered the Oath of Office to incoming Trustee, Ms. Napoles.
- 1.4. Approval of the agenda for June 28th, 2017
 - 1.4.1. Agenda deletions, additions, or changes of sequence

Approved with no changes. Mr. Croll moved, Ms. Rhabyt seconded, 3 in favor, 0 opposed, 0 abstentions, 0 absences.

2. PUBLIC COMMENTS

- 2.1. For items not on the agenda, this is an opportunity for the public to address the board directly related to school business. The Board President may allot time to those wishing to speak, but no action will be taken on matters presented (EC §35145.5).
- 2.2. For items on the agenda, the public will have the opportunity to speak at the time

the agenda item is discussed. Please address the Board President.
There were no public comments.

3. REPORTS

3.1. Superintendent Report

- 3.1.1. Mr. Gross reported that while the official audit has not been finalized, there were only 2 issues mentioned by the auditors while they were on site recently: a missing signature on a form, and that board meetings cannot be scheduled during school hours.
- 3.1.2. Mr. Gross reported that the Santa Cruz County Grand Jury would like school districts to develop Threat Assessment Plans.
- 3.1.3. Mr. Gross reported summer cleaning of the school has begun.
- 3.1.4. Mr. Gross informed the board that Axiom Analytix has developed AgendaCast, paperless board packets for \$450/yr. The district could consider that service instead of the current approach.
- 3.1.5. Mr. Gross reported that staffing for music and psychological services are still being determined for next year.
- 3.1.6. The DRSC Summer Program will be in the MU starting next week.
- 3.1.7. Mr. Gross reported that he has submitted a grant application to Kaiser Permanente Grant for \$17,000 for a counselor.
- 3.1.8. Mr. Gross reported that the County Core grant for \$19,000 each year for 3 years for preschool has been funded.
- 3.1.9. Mr. Gross reported that Sprint has asked to put a cell tower on campus.

3.2. Board Member Reports

- 3.2.1. Mr. Rhabyt -- No report
- 3.2.2. Mr. Croll -- Announced the 4th of July fundraiser is scheduled for 12:00 - 4:00 at Swanton Pacific Ranch.
- 3.2.3. Ms. Napoles -- No report

3.3. School Site Council Report

Mr. Gross reported that the School Site Council held its last meeting of the year on May 30th to discuss the LCAP.

3.4. Parents Club Report

Mr. Gross reported that that the PC met on June 6th. Michelle King resigned as President. Caitlyn Phillips is the new president.

4. CONSENT AGENDA: These matters may be passed by one roll call motion. Board Members may remove items from the agenda for a separate discussion and vote.

4.1. Approval of Minutes of the Board Meetings on:

- 4.1.1. May 18th, 2017
- 4.1.2. May 26th, 2017
- 4.1.3. June 1st, 2017
- 4.1.4. June 6th, 2017
- 4.1.5. June 9th, 2017

- 4.2. Approval of Warrant Registers
- 4.3. Williams Report
- 4.4. Consolidated Application & Reporting System – application for federal funding
- 4.5. Tobacco Use Prevention Education (TUPE) Grant Application

Approved with no changes. Mr. Croll moved, Ms. Rhabyt seconded, 3 in favor, 0 opposed, 0 abstentions, 0 absences.

5. PUBLIC HEARINGS

5.1. Educator Effectiveness Grant

No comments from the public.

6. BOARD RESOLUTIONS

6.1. Resolution 2017-23 Resolution to Authorize District Personnel to Sign Payroll, Vendor Warrant Orders, and Other District Documents for the 2017-18 School Year

Approved with no changes. Mr. Croll moved, Ms. Rhabyt seconded, 3 in favor, 0 opposed, 0 abstentions, 0 absences.

6.2. Resolution 2017-24 Resolution to enter into an agreement with the California Department of Education for the purpose of providing child care and development services and to authorize designated personnel to sign contract documents for Fiscal Year 2017-18

Approved with no changes. Mr. Croll moved, Ms. Rhabyt seconded, 3 in favor, 0 opposed, 0 abstentions, 0 absences.

6.3. Resolution 2017-25 Resolution to authorize year-end budget transfers.

Approved with no changes. Mr. Croll moved, Ms. Rhabyt seconded, 3 in favor, 0 opposed, 0 abstentions, 0 absences.

7. ITEMS TO BE TRANSACTED AND/OR DISCUSSED

7.1. Approval of Board Policies, Administrative Regulations, Board Bylaws, & Exhibits

Mr. Croll made a motion that all of the following Board Policies, Administrative Regulations, Board Bylaws, & Exhibits be considered together, except for BP 4121 and BPs 4158, 4258, & 4358. Approved with no changes. Mr. Croll moved, Ms. Rhabyt seconded, 3 in favor, 0 opposed, 0 abstentions, 0 absences.

- 7.1.1. BP 4020 Drug And Alcohol-Free Workplace
- 7.1.2. BP 4040 Employee use of Technology
- 7.1.3. BP 4111 4211, & 4311 Recruitment And Selection

- 7.1.4. BP 4112.2 Certification
- 7.1.5. BP 4112.21 Interns
- 7.1.6. BP and E 4112.9, 4212.9, & 4312.9 Employee Notifications
- 7.1.7. BP 4115 Evaluation/Supervision
- 7.1.8. BP Dismissal/Suspension/Disciplinary Action
- 7.1.9. BP 4119.1 Civil and Legal Rights
- 7.1.10. BP 4119.21, 4219.21, & 4319.21 Professional Standards
- 7.1.11. BP 4119.41, 4219.41, & 4319.41 Employees With Infectious Disease
- 7.1.12. BP 4131, 4231, & 4331 Staff Development
- 7.1.13. BP 4131.1 Teacher Support And Guidance
- 7.1.14. BP 4156.2, 4256.2, & 4356.2 Awards and Recognition
- 7.1.15. BP 4157, 4257, & 4357 Employee Safety
- 7.1.16. BP 6011 Academic Standards
- 7.1.17. BP 6111 School Calendar
- 7.1.18. BP 6112 School Day
- 7.1.19. BP 6142.6 Visual And Performing Arts Education
- 7.1.20. BP 6142.7 Physical Education
- 7.1.21. BP 6142.91 Reading/Language Arts Instruction
- 7.1.22. BP 6142.92 Mathematics Instruction
- 7.1.23. BP 6144 Controversial Issues
- 7.1.24. BP 6151 Class Size
- 7.1.25. BP 6159.2 Nonpublic, Nonsectarian School and Agency Services for
Special Education
- 7.1.26. BP 6161.11 Supplementary Instructional Materials
- 7.1.27. BP 6162.5 Student Assessment
- 7.1.28. BP 6162.6 Use of Copyrighted Materials
- 7.1.29. BP 6162.51 State Academic Achievement Tests
- 7.1.30. BP 6162.54 Test Integrity/Test Preparation
- 7.1.31. BP 6163.1 Library Media Centers
- 7.1.32. BP 6163.2 Animals at School
- 7.1.33. BP & E 61634 Student Use of Technology
- 7.1.34. BP 6164.4 Identification & Evaluation of Individuals for Special
Education
- 7.1.35. BP 6164.6 Identification and Education Under Section 504
- 7.1.36. 6173 Education for Homeless Children
- 7.1.37. BP 6173.1 Education for Foster Youth
- 7.1.38. BP 6174 Education for English Learners
- 7.1.39. BP 6179 Supplemental Instruction
- 7.1.40. BP 6190 Evaluation of the Instructional Program

BP 4121 Temporary/Substitute Personnel Approved with the following change: selected Option 3. Mr. Croll moved, Ms. Rhabyt seconded, 3 in favor, 0 opposed, 0 abstentions, 0 absences.

BP & AR 4158, 4258 & 4358 Employee Security Approved with the following change: selected Option 2 Mr. Croll moved, Ms. Rhabyt seconded, 3 in favor, 0 opposed, 0

abstentions, 0 absences.

7.2. Withdrawal of Board Policies, Administrative Regulations, Board Bylaws, & Exhibits

7.2.1. BP 4112.24 Teacher Qualifications Under The No Child Left Behind Act

7.2.2. BP 4112.42, BP 4212.42 & BP 4312.42 Drug And Alcohol Testing for School Bus Drivers

7.2.3. BP & AR & E 4112.62 4212.62, & 4312.62 Maintenance of Criminal Offender Records

7.2.4. AR 4117.4 Dismissal

7.2.5. AR 4117.6 Decision Not To Rehire

7.2.6. BP & AR 4138 Mentor Teachers

7.2.7. BP & AR 4139 Peer Assistance and Review

7.2.8. AR 4131.1 Teacher Support and Guidance

7.2.9. AR 4231 Staff Development

Approved with no changes. Mr. Croll moved, Ms. Rhabyt seconded, 3 in favor, 0 opposed, 0 abstentions, 0 absences.

7.3. Educator Effectiveness Grant – Approval of the Educator Effectiveness Plan and Proposition 30/Education Protection Act Funds to support ongoing Teacher, Custodial, and Instructional Classified Staff salaries and benefits, as well as instructional materials.

Approved with no changes. Mr. Croll moved, Ms. Rhabyt seconded, 3 in favor, 0 opposed, 0 abstentions, 0 absences.

7.4. Proposition 39 – Staff provided an update on upcoming projects for energy savings included in the plan approved by the Division of State Architects on 6/21/17.

7.5. District Goals & Metrics

The board revised the goals & metrics and directed the Superintendent to revised the metrics further. Metrics for Goal #4 will be developed by Superintendent, in collaboration with staff, and brought back to the board by the end of 2017 calendar year.

Approved with no changes. Mr. Croll moved, Ms. Rhabyt seconded, 3 in favor, 0 opposed, 0 abstentions, 0 absences.

7.6. Board Self-evaluation

The board discussed ways to communicate with the community (especially parents) at the beginning of the year about goals for the year, direction of the school, roles of different groups (board, parents club, site council). The evaluation was tabled until August 15th board meeting.

7.7. 2017-18 Local Control and Accountability Plan

Approved with no changes. Mr. Croll moved, Ms. Rhabyt seconded, 3 in favor, 0 opposed, 0 abstentions, 0 absences.

7.8. 2017-18 Budget

Approved with no changes. Mr. Croll moved, Ms. Rhabyt seconded, 3 in favor, 0 opposed, 0 abstentions, 0 absences.

- 7.9. Proposition 51 Funds – The board will consider the option of moving forward with spending general fund money on design work now, which would expedite DSA approval, and hence Proposition 51 construction funding, or wait for Proposition 51 grant approval with guaranteed funding.

The board opted to wait until the application is closer to approval to fund design work.

7.9.1. Reschedule 2017-18 Board Meetings

Regular board meetings have been rescheduled to take place at 4:00 p.m. at Pacific Elementary School on the 3rd Tuesday of the month, with an additional meeting in May and June:

- August 15th
- September 19th
- October 17th
- November 21st
- December 19th
- January 16th
- February 20th
- March 20th
- April 17th
- May 15th
- May 22nd
- June 19th
- June 26th
-

8. SCHEDULE OF COMING EVENTS

- 8.1.1. Next Regular Board Meeting: August 15th, 2017

9. CLOSED SESSION

- 9.1.1. Public Employee Discipline/Dismissal/Release of Teacher (Section 54957)
- 9.1.2. Public Employment of Teacher (Section 54957)
- 9.1.3. Public Employee Appointment (Section 54957)
- 9.1.4. Public Employee Performance Evaluation (Section 54957) Superintendent
– The Board will evaluate the performance of the Superintendent, and consider the Superintendent's Contract

10. REPORT OF ACTIONS TAKEN IN CLOSED SESSION

- 10.1. Mr Rhabyt reported the following actions taken in closed session:
- 10.1.1. Accepted resignation of teacher Samira Hartje,
 - 10.1.2. Approved the hiring of SCIA's Emma Burke, Sophia Wuest, Lauren Cruz, and Instructional Aide Michelle Perez.
 - 10.1.3. Renewed Superintendent's contract for the 2017-18 school year.
 - 10.1.4. The evaluation instrument and process for evaluation will be considered for approval by the board at the August 15th board meeting.

11. ADJOURNMENT

- 11.1.** Meeting adjourned at 6:00pm.


If requested, this agenda shall be made available in appropriate alternative formats to persons with a disability, as required by section 202 of the Americans with Disabilities Act (42 U.S.C. section 12132) and the federal rules and regulations implementing the Act. Individuals requesting a disability-related modification or accommodation may contact the District Office.





The board book for this meeting, including this agenda and any back-up materials, may be viewed or downloaded online: <http://www.pacificesd.org/governance.html> or may be viewed at the school: 50 Ocean St. Davenport CA 95017.

Translation Requests: Spanish language translation is available on an as-needed basis.


Solicitudes de Traducción: *Traducciones del inglés al español y del español al inglés están disponibles en las sesiones de la mesa directiva.*





Budget Perspectives Workshop – 2017-18 Budget Act

**CAPITOL ADVISORS**
GROUP, LLC




Budget Perspectives Workshop 2017-18 Budget Act

**CAPITOL ADVISORS**
GROUP, LLC



Workshops sponsored by:

**CLIMATEC**
MERGING BUILDINGS & TECHNOLOGY

www.CapitolAdvisors.org

2



How the Budget Came Together

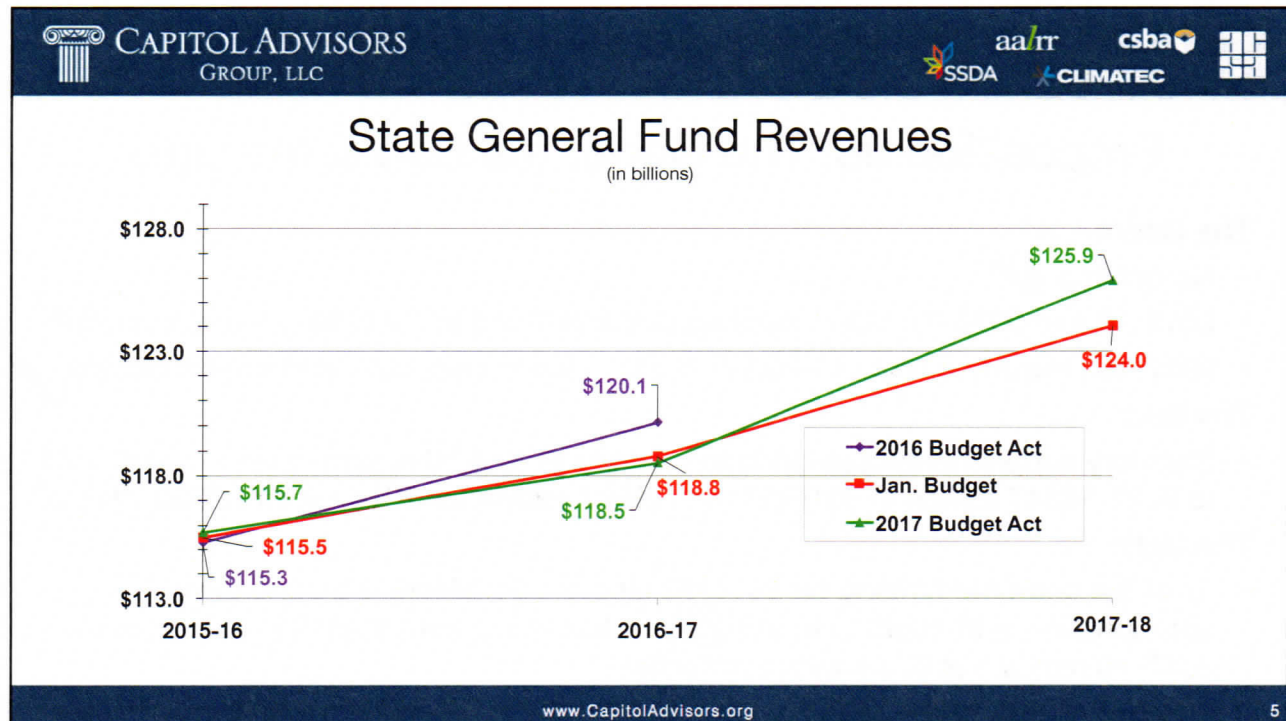
- Governor offered more compromises than usual
- Legislature took greater advantage of budget rules to make policy changes and political moves
 - Recall elections/Districts of Choice
 - Board of Equalization
 - Mandatory orientation
- For K-12 education and other sectors, final budget is significantly better than both January proposal and May Revision
- State PERS costs recognized in budget maneuvers



General Fund Spending

- \$125.1 billion GF spending, which is about \$3.6 billion higher than 2016-17 and \$1.1 billion above the May Revision
- \$3.55 billion Prop 2 transfer
 - \$1.77 billion to budget stabilization account (BSA)
 - \$1.77 billion to pay off state debts/liabilities
- Nearly \$10 billion in total reserves, with \$8.5 billion in BSA and \$1.4 billion in discretionary budget reserve

Budget Perspectives Workshop – 2017-18 Budget Act



CAPITOL ADVISORS
GROUP, LLC

SSDA aa/r/ csba
CLIMATEC

2017-18 Budget Act

K-12 EDUCATION BUDGET

www.CapitolAdvisors.org

6



Proposition 98: The Good, the Bad & the Ugly

The Good:

- No deferral ✓
- 2015-16 and 2016-17 Guarantees hold at \$69.1 and \$71.4 billion, respectively ✓
- 2017-18 Guarantee up to \$74.6 ~~\$74.5~~ billion (consistent with economic forecast) ✓

The Bad:

- Statutory supplemental appropriation related to Test 3B is eliminated from FY 2016 to 2021 (-\$347 million in 2016-17, and -\$867 million for 2018-19 thru 2020-21) ✓

The Ugly:

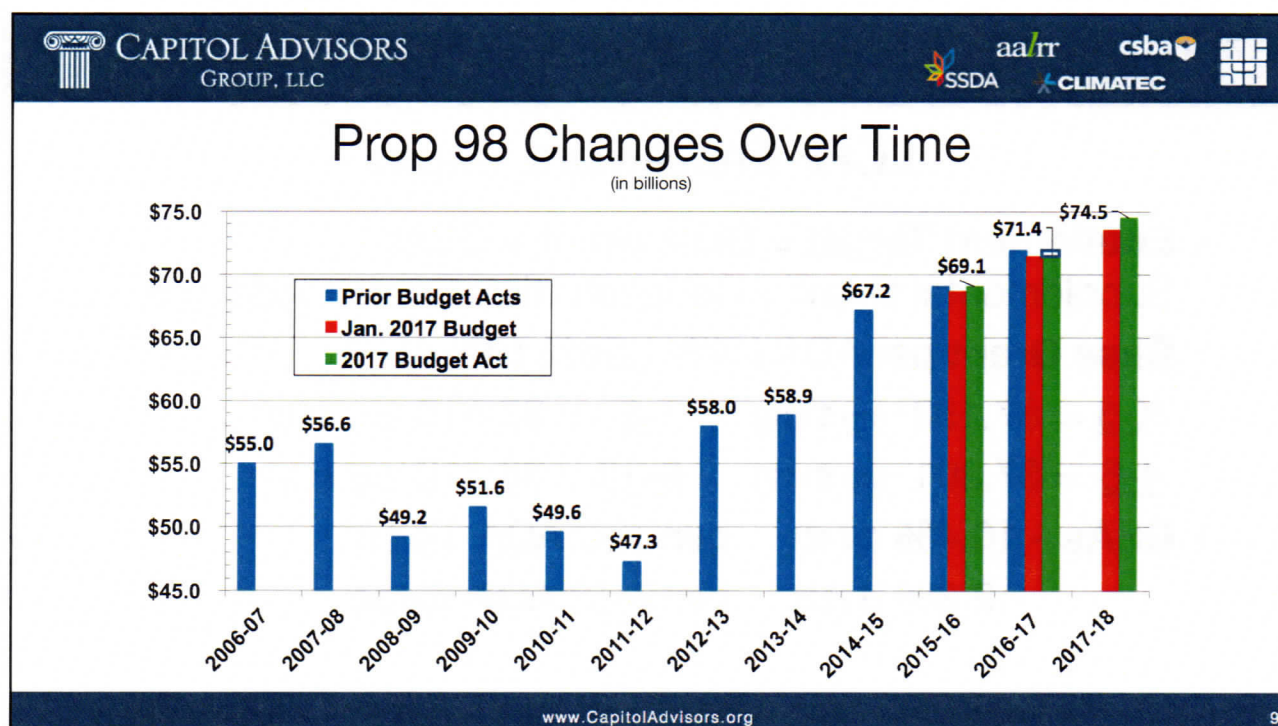
- All of the one-time funding for 2017-18 (approx. \$1 billion) is a contingent appropriation, with funds only available in May 2019 if the Prop 98 Guarantee for 2017-18 remains at \$74.6 billion or higher X



Proposition 98

- 2017-18 is a Test 2 year
- Prop 98 Guarantee up by \$3.1 billion over 2016-17, and about \$1 billion higher than the January proposal
- A little over \$500 million in settle-up funds (for 2009-10) used to pay part of LCFF implementation
- 2017-18 maintenance factor payment of more than \$500 million leaves a MF balance of less than \$1 billion

Budget Perspectives Workshop – 2017-18 Budget Act



K-12 Spending – Overview

- \$1.36 billion increase for LCFF (about 42% of gap)
- \$877 million in one-time discretionary funding (about \$147 per ADA)
- \$376.2 million for Prop 39 energy grants
- \$200 million (one-time) for CTE incentive grants (per 2015 Budget Act)
- \$135.8 million for Preschool and Early Childhood Education
- \$76.5 million to provide 1.56% COLA to some categorical programs
- \$50 million increase for After School Education and Safety Program
- \$30 million for tobacco/nicotine prevention programs (Prop 56)
- \$25 million (one-time) for Classified Employee Credential Program
- \$15.4 million for CTE Pathways (SB 1070 K-12 CTE programs)
- \$10 million for reducing truancy/drop out rates (Prop 47)
- \$10 million (one-time) for Refugee Student Support
- \$7 million for COE LCAP support

www.CapitolAdvisors.org

Budget Perspectives Workshop – 2017-18 Budget Act



CAPITOL ADVISORS
GROUP, LLC



LCFF Entitlement Target

- **Entitlement Target** = Base Grant + GSAs + Supplemental Grant + Concentration Grant + Add-ons
- **Base Grant** per ADA (with 1.56% COLA)
 - K-3 = \$7,193 (up \$110) 7-8 = \$7,518 (up \$115)
 - 4-6 = \$7,301 (up \$112) 9-12 = \$8,712 (up \$134)
- **GSAs** – 10.4% (\$748) per K-3 ADA (up \$11)
 2.6% (\$227) per 9-12 ADA (up \$4)

www.CapitolAdvisors.org

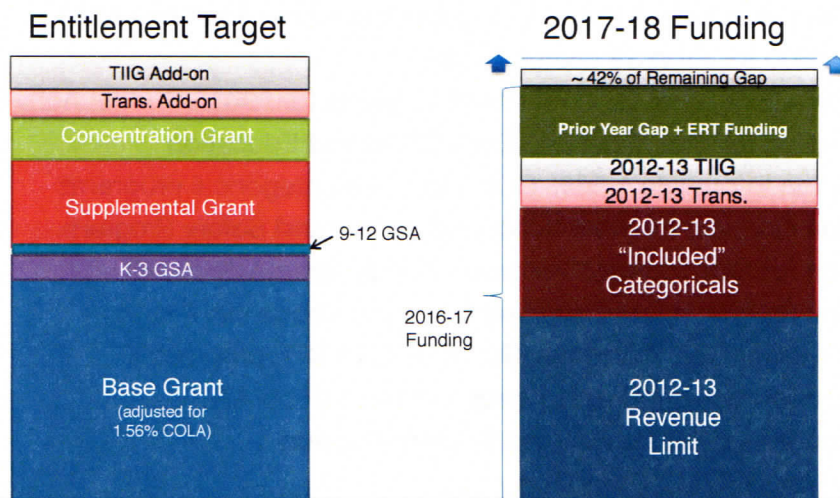
11



CAPITOL ADVISORS
GROUP, LLC




LCFF in One Chart



www.CapitolAdvisors.org





12

Budget Perspectives Workshop – 2017-18 Budget Act



CAPITOL ADVISORS

GROUP, LLC

LCFF Gap Closure Estimates

(in billions)






	2013-14	2014-15	2015-16	2016-17	2017-18	2018-19	2019-20	2020-21
Transition Funding	\$2.087	\$4.722	\$5.994	\$2.942	\$1.360	\$2.015	\$1.472	\$1.857
Gap Closure	12.02%	30.16%	52.56%	55.03%	42%*	71.53%	73.51%	100%
COLA	1.57%	0.85%	1.02%	0.00%	1.56%	2.15%	2.35%	2.57%
Percent of Target Funded	72%	80%	90%	96%	97%*	>98%*	99%*	100%

*estimates

www.CapitolAdvisors.org

13

13

<div>  CAPITOL ADVISORS GROUP, LLC <div>     </div> </div>								
County Office of Education Funding								
<ul style="list-style-type: none"> • \$7 million for an ongoing funding augmentation for COEs “at target” – those that received a P2 apportionment in 2016-17 <ul style="list-style-type: none"> • Those COEs receive the greater of \$18,697 multiplied by number of school districts in jurisdiction <u>or</u> \$80,000 • Reflects recognition of additional LCAP review and support obligations <u>and</u> uneven funding among COEs • Some additional transparency and coordination requirements • Includes controversial “accountability” measure related to LCAP complaints under the UCP 								
www.CapitolAdvisors.org								

14

Budget Perspectives Workshop – 2017-18 Budget Act



CAPITOL ADVISORS
GROUP, LLC



Stand-Alone Categorical Programs

(in millions)

Proposed for Ongoing Funding (no COLA)

- Adult Education (\$407.3 + \$94.7 federal)
- Adults in Correctional Facilities (\$15.1)
- After School Education and Safety Program (\$550 + \$50)
- Agricultural Education Incentive Program (\$4.1)
- California Partnership Academies (\$21.4)
- California School Information Services (\$5.8)
- Child Nutrition – Breakfast Startup (\$1)
- College and Career Planning Website (\$5.5 to RCOE for College Planning and Preparation Website)
- County Office Fiscal Oversight (\$5.3)
- Specialized Secondary Programs (\$4.9)
- State Testing Program (\$110.5 + \$20.9 federal)
- Teacher Dismissal (\$.04)

Proposed for Ongoing Funding (1.56% COLA)

- American Indian Early Childhood Education Program (\$.6)
- American Indian Education Centers (\$4.1)
- Child Nutrition (\$162.5 + 2,672 federal)
- Foster Youth Programs (\$25.8)
- Special Education (\$3,124 + 1,249 federal)

One-Time Funding

- CTE Incentive Grant (\$200)

www.CapitolAdvisors.org

15



CAPITOL ADVISORS
GROUP, LLC



One-Time Discretionary Funding

- \$877 million fully discretionary one-time funding to school districts, county offices, and charter schools (no delay to May 2019)
- Approximately \$147 per ADA
- Total of nearly \$6 billion over 4 years
- Funds received will directly offset any unreimbursed state mandate claims, but all LEAs receive funds regardless of mandate claims

www.CapitolAdvisors.org

16



CAPITOL ADVISORS
GROUP, LLC



2017-18 Budget Act

OTHER KEY BUDGET ISSUES AND PROGRAMS

www.CapitolAdvisors.org

17



CAPITOL ADVISORS
GROUP, LLC



Early Childhood Education

- Lifts Governor's proposed "pause" on implementation of the second year of the three-year ECE expansion commitment
 - Adds 2,959 full-time State Preschool slots
 - Annualizes 2016-17 additional slots and Standard Reimbursement Rate increase (10%), and adds an additional 6% to the reimbursement rate as of July 1, 2017
 - Increases the Regional Market Rate reimbursement for voucher-based child care providers (75th percentile of the 2016 regional market survey) with one-year hold harmless provision so that no provider receives less in 2017-18 than it receives under current rates

www.CapitolAdvisors.org

18



Early Childhood Education

- Updates eligibility requirements and provides for 12-month continuous care
- Allows providers to enroll children with exceptional needs above the income threshold if space is available after all income-eligible children are served
- Facility Licensing Issues
 - Requires LAO to convene a stakeholder group to provide recommendations on regulations and to submit a report to the Legislature, CDE and DOF, by March 15, 2018
 - State Preschool Programs operated by LEAs will be exempted from Title 22 regulations upon adoption of emergency regulations or June 30, 2019, whichever comes first.
- Allows school districts to operate TK classes for a different length of time than their kindergarten classes if they also operate a preschool program



Mandatory Orientation

- Local unions must have notification and access to new hires during whatever process local government entity uses to complete new employee paperwork
- Structure, time and manner of union access determined by mutual agreement between union and employer
- Failure to reach agreement leads to compulsory arbitration, but negotiations over union access do not “reopen” negotiations on other matters
- Brown Administration resolution in budget is essentially a compromise between labor and management positions (without messy policy hearings)
- Prompted by concerns over Supreme Court review of agency fee laws

District of Choice (DOC) Program

- Extends the DOC program for 6 years, to July 1, 2023
- Also imposes new requirements, including:
 - Requiring a DOC to register with county board and SPI
 - Requiring a DOC to post application information on its website
 - Additional priority levels for transfer acceptance
 - Reduced apportionment for basic aid DOCs, from 70% to 25%
 - Additional data reporting requirements
 - Noncompliance penalties
- Does not include additional changes proposed in other legislative proposals, e.g., a rolling attendance cap or requiring a DOC to provide free transportation for Title I students

Career Technical Education

- Career Technical Education Incentive Grant Program
 - \$200 million in funding for the final year of the three-year program
 - 2017-18 appropriation will fund program 3/1/2018 – 6/30/2019
- SB 1070 K-12 Programs
 - \$15.36 million in funding reinstated
 - Funds second cohort of Partnership Academies, Leadership Development Institute, CTE-Teach/CTE-Online, Student Organizations
- Southern California Regional Occupational Center
 - \$4 million in one-time funding
 - Intent to fund for three additional years at decreasing rate
- No changes in statute re: CTEIG, ROPs, or any other CTE program
- Legislature appears to be moving toward eventual ongoing funding



School Facilities and Proposition 51


- After November 2016 elections, \$27 billion in K-12 facilities funding available (\$20 billion in local bonds and \$7 billion in Prop 51 bonds)
- Application backlog at state level:
 - OPSC has \$2.7 billion in existing applications, which could account for half of Prop 51's New Construction funds and one-third of its Modernization funds
 - OPSC staff has not increased after passage of Prop 51
 - DSA backlog remains significant
 - Next state bond sale expected in Fall 2017







State Budget Changes to School Facilities Program (SFP)

Governor's Accountability Measures

SFP Changes	Details	Applies to
Grant Agreement	<ul style="list-style-type: none"> • LEAs must sign grant agreement prior to fund release • Some changes to eligible expenditures • Districts may request project-specific guidance letters from OPSC 	All applications on the Acknowledged List or received after April 1, 2017
Annual K-12 Audit Guide	<ul style="list-style-type: none"> • State/local bond expenditures will be subject to annual K-12 Audit Guide • Repayment due to an audit exception may come from an LEA's capital outlay account 	All projects that received state funding after April 1, 2017
Eligibility Recertification	<ul style="list-style-type: none"> • LEAs must recertify eligibility for New Construction at time of OPSC review • LEAs may appeal a reduction in eligibility 	New Construction projects on the Acknowledged List



CAPITOL ADVISORS
GROUP, LLC

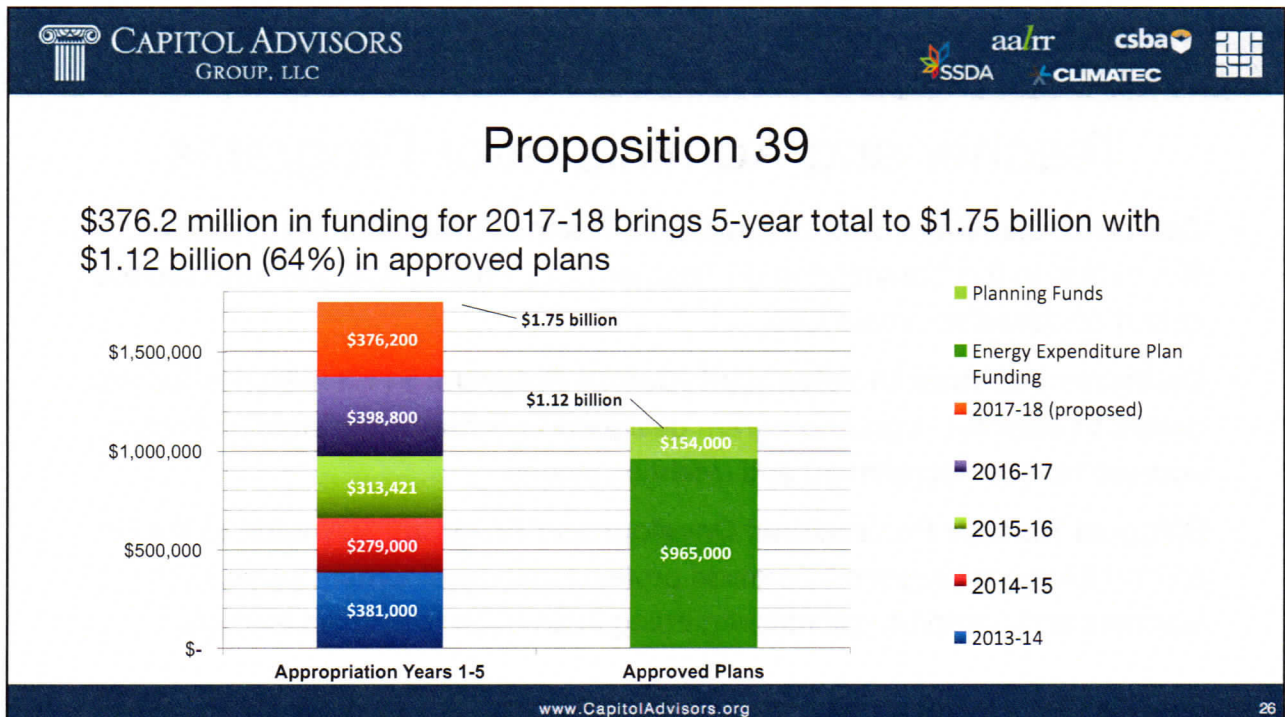
State Budget Changes to SFP DIR Reporting Changes

- A 2014 law mandated contractor registration for all public works projects over \$1,000
- Provisions in the budget significantly relax reporting requirements
 - New Construction, alteration, demolition, installation or repair work – from \$1,000 to \$25,000
 - Maintenance – from \$1,000 to \$15,000
 - Provisions apply to any bid submitted on or after March 1, 2015, and to any contract executed after April 1, 2015
 - An awarding body now has 30 days from award to notify DIR (was 5 days)
 - Annual fees for contractor registration increased from \$300 to \$400
 - Linked to new **non-compliance penalties** for contractors and LEAs

www.CapitolAdvisors.org

25

25



Budget Perspectives Workshop – 2017-18 Budget Act



CAPITOL ADVISORS
GROUP, LLC



Prop 39 Deadline Extensions

	Current	As proposed in TBL
LEA Energy Expenditure Plan – Deadline	August 1, 2017	March 1, 2018
LEA Encumbrance of Funds – Deadline	June 30, 2018	June 30, 2019
Program Sunset	June 30, 2018	No sunset, subject to annual appropriation

www.CapitolAdvisors.org

27



CAPITOL ADVISORS
GROUP, LLC



Teacher and Administrator Programs

- **California Classified School Employee Teacher Credentialing Program:** \$25 million to the Commission on Teacher Credentialing (CTC) to fund second cohort of classified employees
- **California Educator Development (CaED) Program:** \$11.3 million in federal dollars to establish a grant program designed to enhance the state's efforts to address teacher recruitment and retention issues
- **Bilingual Teacher Professional Development Program:** \$5 million to the SPI for an LEA grant program to provide professional development services to teachers and paraprofessionals regarding instruction to English learners

www.CapitolAdvisors.org

28



Special Education

- DOF held stakeholder meetings to discuss redesigning the state's special education funding model
- Governor's Office has stated that reform will be proposed in January 2018
- Other than the 1.56% COLA, the only 2017-18 funding change is using \$108 million in one-time funds for special education to free up sufficient ongoing funds for LCFF implementation compromise



Child Nutrition

- \$162.5 million reflects increased COLA and projected meal counts
- Increased reimbursement rate for meals from \$0.2271/meal to \$0.2306/meal
- \$1.5 million to establish the California-Grown Fresh School Meals Grant Program to incentivize the purchase of California-grown food and to offer more freshly prepared school meals
 - At least 13 grants, in amounts ranging from \$50,000 to \$125,000, awarded statewide – COEs, districts and charters may apply



Mandate Block Grant

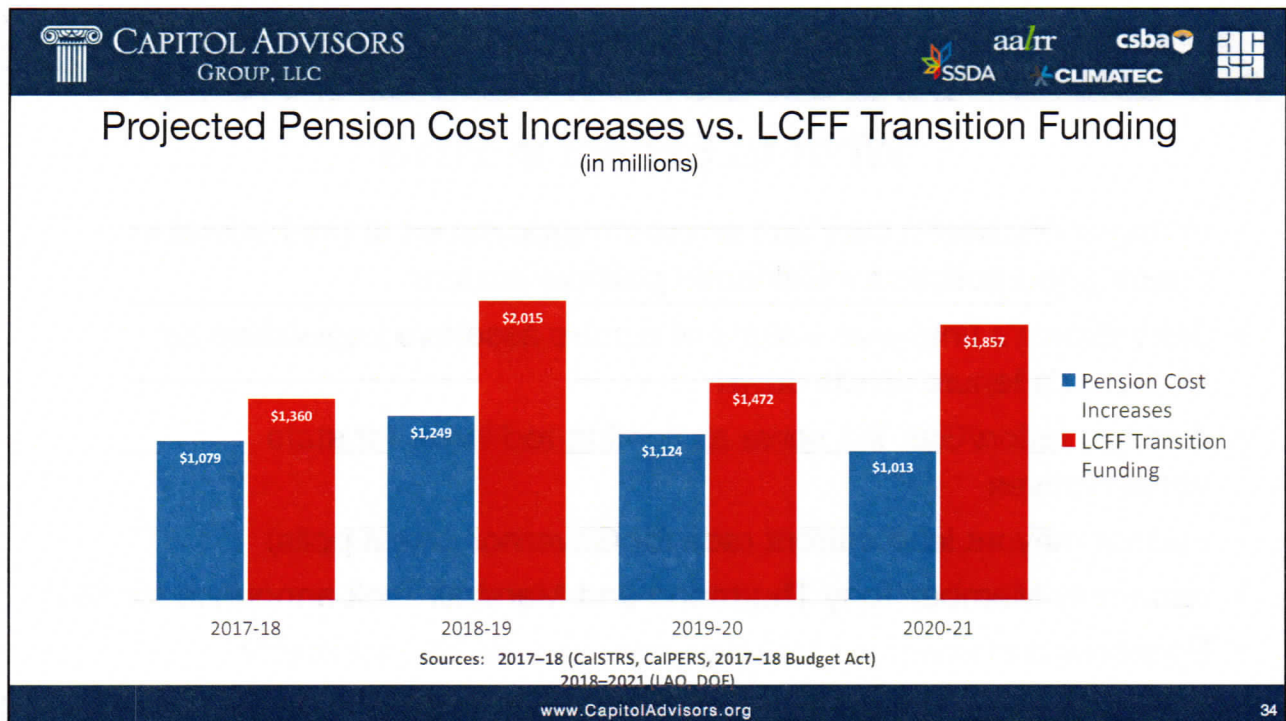
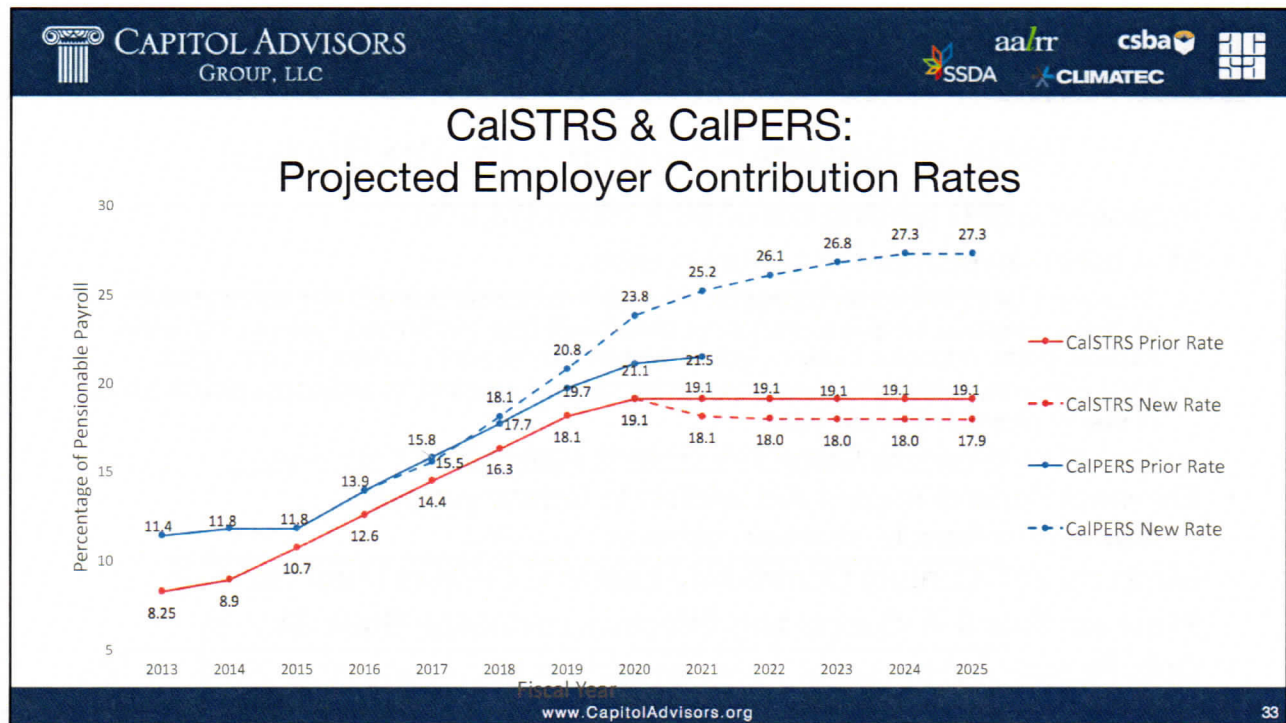
- \$230 million for the block grant, including \$3.5 million for COLA
- Rates:
 - COEs and School Districts – \$30.34 per K-8 ADA and \$58.25 per 9-12 ADA
 - COEs – additional \$1.02 per countywide ADA
 - Charter Schools – \$15.90 per K-8 ADA and \$44.04 per 9-12 ADA
- Maintain MBG compliance records



Other Programs and Issues

- **Adult Education Block Grant Program** – proposes \$500 million on-going Prop 98 funding, no changes to the program
- **After School Education and Safety (ASES) Program** – Ongoing augmentation of \$50 million to ASES program
- **Transportation** – ARB/AQMD opportunities for full funding of zero-emission buses
- **Charter School Facilities Grant** – Increase rates from \$750 to \$1,236 to reflect recent COLA increases
- **Proposition 56** – Increases cigarette tax, Governor proposes \$30 million to support tobacco and nicotine prevention and reduction programs in K-12 schools
- **Proposition 47** – \$10 million for reducing truancy and drop out rates and supporting victims of crime
- **Budget Reserve Cap** – No resolution, two bills moving

Budget Perspectives Workshop – 2017-18 Budget Act





Federal Issues FY 2018 - Trump Budget

- Proposed USED funding cut of \$9.2 billion (13.6%)
- \$1.4 billion investment in school choice
 - \$1 billion Title I increase for supplemental awards to school districts that adopt student-centered weighted funding formulas combined with open enrollment systems that allow Federal, State, and local funds to follow students to the public school of their choice
 - \$250 million increase for scholarships for low-income students to attend the private school of their choice (\$370 million total)
 - \$167 million increase for Charter School Grants program (\$500 million total)
- Eliminate Federal Impact Aid related to federal property
 - Impact Aid for federally-connected children would continue
- Eliminate 21st Century Community Learning Centers (After School)
- Eliminate Title II-A (Supporting Effective Instruction State Grants)
- Cuts Perkins Act by about 15%, bringing total funding to under \$1 billion



What to Expect in 2018

- Immigration, health care and environmental issues at the Federal level create good politics for California political leaders
- Jerry Brown's final year – signs of a more assertive Legislature as Governor's tenure winds down
- Transportation/Gas Tax serve as lightning rod issue for state conservatives
- Former mayors lead current race for Governor (latest polls)
- Assembly Member Tony Thurmond and Marshall Tuck announce for SPI
- Economy and revenues looking good, but lots of uncertainty



Thank You

- We will send you this PowerPoint
- Please feel free to use the content
- **Questions?**
 - Barrett Snider - Barrett@capitoladvisors.org

Property Tax Comparison for Santa Cruz County

		2013-14 Annual Total	2014-15 Annual Total	2015-16 Annual Total	2016-17 P1 Total	Increase (Decrease)	% Change	2016-17 P1 Total	2016-17 P2 Total	Increase (Decrease)	% Change	2015-16 Annual Total	2016-17 P2 Total	Increase (Decrease)	% Change	2015-16 Annual Total	2016-17 P2 Total	Increase (Decrease)	% Change	2016-17 P2 Total	2016-17 ANNUAL Total	Increase (Decrease)	% Change	2015-16 Annual Total	2016-17 ANNUAL Total	Increase (Decrease)	% Change
Index						Over 1516 actual																					
Bonny Doon	640101	1,210,213	1,297,617	1,372,895	1,437,716	64,821	4.7%	1,437,716	1,432,585	(5,131)	-0.4%	1,372,895	1,432,585	59,690	4.3%	1,372,895	1,432,585	59,690	4.3%	1,432,585	1,465,755	33,170	2.3%	1,372,895	1,465,755	92,860	6.8%
Happy Valley	640201	760,256	809,724	855,706	908,481	52,775	6.2%	908,481	903,873	(4,608)	-0.5%	855,706	903,873	48,167	5.6%	855,706	903,873	48,167	5.6%	903,873	905,716	1,843	0.2%	855,706	905,716	50,010	5.8%
Live Oak	640301	2,671,826	3,414,149	4,381,622	4,044,213	(337,409)	-7.7%	4,044,213	3,066,132	(978,081)	-24.2%	4,381,622	3,066,132	(1,315,490)	-30.0%	4,381,622	3,066,132	(1,315,490)	-30.0%	3,066,132	5,156,455	2,090,323	68.2%	4,381,622	5,156,455	774,833	17.7%
Mountain	640401	770,788	812,727	847,169	882,501	35,332	4.2%	882,501	879,070	(3,431)	-0.4%	847,169	879,070	31,901	3.8%	847,169	879,070	31,901	3.8%	879,070	895,919	16,849	1.9%	847,169	895,919	48,750	5.8%
Pacific	640501	140,682	156,634	195,809	222,190	26,381	13.5%	222,190	218,970	(3,220)	-1.4%	195,809	218,970	23,161	11.8%	195,809	218,970	23,161	11.8%	218,970	239,858	20,888	9.5%	195,809	239,858	44,049	22.5%
Santa Cruz City	641501	18,138,364	18,973,372	20,288,601	20,935,647	647,046	3.2%	20,935,647	20,918,403	(17,244)	-0.1%	20,288,601	20,918,403	629,802	3.1%	20,288,601	20,918,403	629,802	3.1%	20,918,403	21,672,662	754,259	3.6%	20,288,601	21,672,662	1,384,061	6.8%
Soquel	640801	7,553,826	8,556,104	9,667,370	9,754,140	86,770	0.9%	9,754,140	9,062,951	(691,189)	-7.1%	9,667,370	9,062,951	(604,419)	-6.3%	9,667,370	9,062,951	(604,419)	-6.3%	9,062,951	10,647,903	1,584,952	17.5%	9,667,370	10,647,903	980,533	10.1%
Total Elementary		31,245,955	34,020,327	37,609,172	38,184,888	575,716	1.5%	38,184,888	36,481,984	(1,702,904)	-4.5%	37,609,172	36,481,984	(1,127,188)	-3.0%	37,609,172	36,481,984	(1,127,188)	-3.0%	36,481,984	40,984,268	4,502,284	12.3%	37,609,172	40,984,268	3,375,096	9.0%
Santa Cruz High	641401	21,668,707	23,393,810	26,031,702	26,337,981	306,279	1.2%	26,337,981	25,269,672	(1,068,309)	-4.1%	26,031,702	25,269,672	(762,030)	-2.9%	26,031,702	25,269,672	(762,030)	-2.9%	25,269,672	28,235,996	2,966,324	11.7%	26,031,702	28,235,996	2,204,294	8.5%
Total High School		21,668,707	23,393,810	26,031,702	26,337,981	306,279	1.2%	26,337,981	25,269,672	(1,068,309)	-4.1%	26,031,702	25,269,672	(762,030)	-2.9%	26,031,702	25,269,672	(762,030)	-2.9%	25,269,672	28,235,996	2,966,324	11.7%	26,031,702	28,235,996	2,204,294	8.5%
Pajaro Valley	642001	52,518,630	54,871,217	62,389,658	60,822,754	(1,566,904)	-2.5%	60,822,754	65,071,085	4,248,331	7.0%	62,389,658	65,071,085	2,681,427	4.3%	62,389,658	65,071,085	2,681,427	4.3%	65,071,085	67,937,086	2,866,001	4.4%	62,389,658	67,937,086	5,547,428	8.9%
San Lorenzo Val	641101	13,006,053	14,263,719	16,631,206	17,330,425	699,219	4.2%	17,330,425	17,321,835	(8,590)	0.0%	16,631,206	17,321,835	690,629	4.2%	16,631,206	17,321,835	690,629	4.2%	17,321,835	18,176,544	854,709	4.9%	16,631,206	18,176,544	1,545,338	9.3%
Scotts Valley	640701	9,342,220	10,485,470	11,189,631	11,690,984	501,353	4.5%	11,690,984	11,541,815	(149,169)	-1.3%	11,189,631	11,541,815	352,184	3.1%	11,189,631	11,541,815	352,184	3.1%	11,541,815	12,175,596	633,781	5.5%	11,189,631	12,175,596	985,965	8.8%
Total Unified School Districts		74,866,903	79,620,406	90,210,495	89,844,163	(366,332)	-0.4%	89,844,163	93,934,735	4,090,572	4.6%	90,210,495	93,934,735	3,724,240	4.1%	90,210,495	93,934,735	3,724,240	4.1%	93,934,735	98,289,226	4,354,491	4.6%	90,210,495	98,289,226	8,078,731	9.0%
Districts Total		127,781,565	137,034,543	153,851,369	154,367,032	515,663	0.3%	154,367,032	155,686,391	1,319,359	0.9%	153,851,369	155,686,391	1,835,022	1.2%	153,851,369	155,686,391	1,835,022	1.2%	155,686,391	167,509,490	11,823,099	7.6%	153,851,369	167,509,490	13,658,121	8.9%
				0	0			0	0			0	0			0	0			0	0			0	0		
Santa Cruz COE	641210	8,993,338	9,593,118	10,380,695	10,078,796	(301,899)	-2.9%	10,078,796	10,718,990	640,194	6.4%	10,380,695	10,718,990	338,295	3.3%	10,380,695	10,718,990	338,295	3.3%	10,718,990	11,158,789	439,799	4.1%	10,380,695	11,158,789	778,094	7.5%
COE Total		8,993,338	9,593,118	10,380,695	10,078,796	(301,899)	-2.9%	10,078,796	10,718,990	640,194	6.4%	10,380,695	10,718,990	338,295	3.3%	10,380,695	10,718,990	338,295	3.3%	10,718,990	11,158,789	439,799	4.1%	10,380,695	11,158,789	778,094	7.5%
Total		136,774,903	146,627,661	164,232,064	164,445,828	213,764	0.1%	164,445,828	166,405,381	1,959,553	1.2%	164,232,064	166,405,381	2,173,317	1.3%	164,232,064	166,405,381	2,173,317	1.3%	166,405,381	178,668,279	12,262,898	7.4%	164,232,064	178,668,279	14,436,215	8.8%

Pacific Elementary School District - (3) Members
File and elected at large

Principal/District Superintendent: Eric Gross

Admin. Assistant: Candace Tanner

P.O. Box H

50 Ocean St.

Davenport, CA 95017

(831) 425-7002 / FAX (831) 425-3506

www.pacificsd.org

egross@pacificsd.org

ctanner@pacificsd.org

Board Member	Term of office - 4 years
Donald Croll	First Elected: 11/2014 Next Election: General 2018
Cara Napoles	First Appointed: 6/16/17 Next Election: General 2018
Gwyan Rhabyt	First Appointed: 6/2008 Next Election: General 2020

Payables Prelist

8/9/2017 ()

PSD

Check

18 - ASSOC. OF CAL. SCHOOL ADMIN.

PO 18-00004-membership 2017-2018

01-0000-0-0000-2700-5300-200-2801

\$1,016.49

\$1,016.49

39 - AT&T

PO 18-00018-Monthly Payment

01-0000-0-0000-2700-5900-200-2801

\$99.71

\$99.71

294 - Bay Quality Roofing

PO 18-00021-FEMA Repairs

14-0825-0-0000-8100-5620-200-0000

\$3,200.00

PO 18-00022-FEMA Project

14-0825-0-0000-8100-5620-200-0000

\$4,600.00

\$7,800.00

218 - B

PO 18-00002-reimbursement from settlement

01-6500-0-5770-1190-5808-200-1304

\$3,440.00

\$3,440.00

295 - Boys and Girls Club of Santa Cruz County

PO 18-00020-Program fee

01-6500-0-5770-1190-5800-200-1304

\$300.00

\$300.00

255 - Central Coast System

PO 18-00019-Quarterly Bill

01-0000-0-0000-8100-5563-200-2801

\$105.00

\$105.00

69 - CIT TECHNOLOGY FIN SERV INC

PO 18-00013-Monthly Payment

01-0000-0-0000-7200-5650-200-2801

\$203.98

\$203.98

85 - COMCAST

PO 18-00007-Monthly payment

01-0000-0-0000-2700-5900-200-2801

\$237.57

\$237.57

5 - CSBA

PO 18-00015-Annual Payment

01-0000-0-0000-7100-5800-200-2801

\$4,015.00

\$4,015.00

168 - Department of Justice

PO 18-00014-June requests

01-0000-0-0000-2700-5800-200-2801

\$64.00

PO 18-00024-July requests

01-0000-0-0000-2700-5800-200-2801

\$32.00

\$96.00

178 - Document Tracking Services

PO 18-00003-License Agreement

01-0000-0-0000-7200-5800-200-2801

\$355.50

\$355.50

68 - GREEN WASTE

PO 18-00023-Monthly Payment

01-0000-0-0000-8100-5523-200-2801

\$232.55

\$232.55

220 - Hobart

PO 18-00011-equipment repairs - kitchen

01-0000-0-0000-8100-5620-200-2801

\$539.17

\$539.17

240 - Mynt Systems Inc.

PO 18-00005-Prop 39 solar project

01-6230-0-0000-8100-5620-200-6230

\$8,000.00

\$8,000.00

88 - NUTRIKIDS-HEARTLAND PAYMENT

Payables Prelist**8/9/2017 ()****PSD**

PO 18-00001-Annual payment for service	13-5310-0-0000-3700-4390-200-3101	\$347.25
		\$347.25
164 - PACIFIC GAS & ELECTRIC COMPANY		
PO 18-00016-Monthly Payment	01-0000-0-0000-8100-5511-200-2801	\$331.67
PO 18-00016-Monthly Payment	12-9010-0-8500-8100-5511-200-3020	\$19.97
		\$351.64
55 - ROBERTSON & ASSOC. CPAS INC		
PO 18-00017-Progress bill	01-0000-0-0000-7191-5809-200-2801	\$207.00
		\$207.00
285 - Santa Cruz Community Credit Union		
PO 18-00009-Monthly Payment	01-0000-0-0000-8100-5511-200-2801	\$643.61
PO 18-00009-Monthly Payment	12-9010-0-8500-8100-5511-200-3020	\$53.41
PO 18-00009-Monthly Payment	01-0000-0-0000-8100-5523-200-2801	\$232.55
		\$929.57
76 - SCHOOLWISE TECHNOLOGIES		
PO 18-00010-Annual Payment	01-0000-0-0000-2700-5800-200-2801	\$1,500.00
		\$1,500.00
82 - SISC - SELF-INSURED SCHOOLS		
PO 18-00008-Monthly Payment	01-0000-0-0000-0000-9514-000-0000	\$10,379.50
PO 18-00008-Monthly Payment	13-0000-0-0000-0000-9514-000-0000	\$462.50
PO 18-00008-Monthly Payment	12-0000-0-0000-0000-9514-000-0000	\$1,850.00
		\$12,692.00
293 - Smile Business Products, Inc		
PO 18-00006-Quarterly overage	01-0000-0-0000-7200-5650-200-2801	\$163.33
		\$163.33
273 - Terra X Pest Services		
PO 18-00012-Monthly Payment	01-0000-0-0000-8100-5524-200-2801	\$162.00
		\$162.00
Payment Type Check Total		\$42,793.76

Payables Prelist

8/9/2017 ()

PSD

Grand Total :

\$42,793.76

Amount

Fund 01

\$32,260.63

Fund 12

\$1,923.38

Fund 13

\$809.75

Fund 14

\$7,800.00

Grand Total :

\$42,793.76

PRESIDENT

SECRETARY

PREPARED BY:

C Tanner

DATE:

8/9/17

REVIEWED BY:

DATE:

**QUARTERLY DISTRICT STATUS REPORT OF UNIFORM COMPLAINTS
TO THE COUNTY SUPERINTENDENT OF SCHOOLS
QUARTER ENDED 8/15/2017**

Due to County Superintendent Each Quarter

DISTRICT: PACIFIC ELEMENTARY SCHOOL IDSTRIC Reported to District Governing Board: 8/15/17

I. INSTRUCTIONAL MATERIALS

A) Insufficient text books or instructional materials in classroom:

# of Complaints: 0	# of Complaints Resolved: 0	# of Complaints Unresolved*: 0
--------------------	-----------------------------	--------------------------------

- Explanation: _____

B) Insufficient textbooks or instructional materials to take home:

# of Complaints 0	# of Complaints Resolved: 0	# of Complaints Unresolved*: 0
-------------------	-----------------------------	--------------------------------

- Explanation: _____

C) Textbooks or instructional materials in poor or unusable condition:

# of Complaints: 0	# of Complaints Resolved:0	# of Complaints Unresolved*: 0
--------------------	----------------------------	--------------------------------

- Explanation: _____

II. TEACHER VACANCY OR MISASSIGNMENT

A) No assigned certified teacher at beginning of semester:

# of Complaints: 0	# of Complaints Resolved: 0	# of Complaints Unresolved*: 0
--------------------	-----------------------------	--------------------------------

- Explanation: _____

**B) Teacher lacking credentials or training to teach English Language Learners (ELL) with
More than 20% Ell in class:**

# of Complaints: 0	# of Complaints Resolved: 0	# of Complaints Unresolved*: 0
--------------------	-----------------------------	--------------------------------

- Explanation: _____

D) Teacher instructing class lacking subject matter competency:

# of Complaints: 0	# of Complaints Resolved:0	# of Complaints Unresolved*: 0
--------------------	----------------------------	--------------------------------

- Explanation: _____

III. FACILITIES

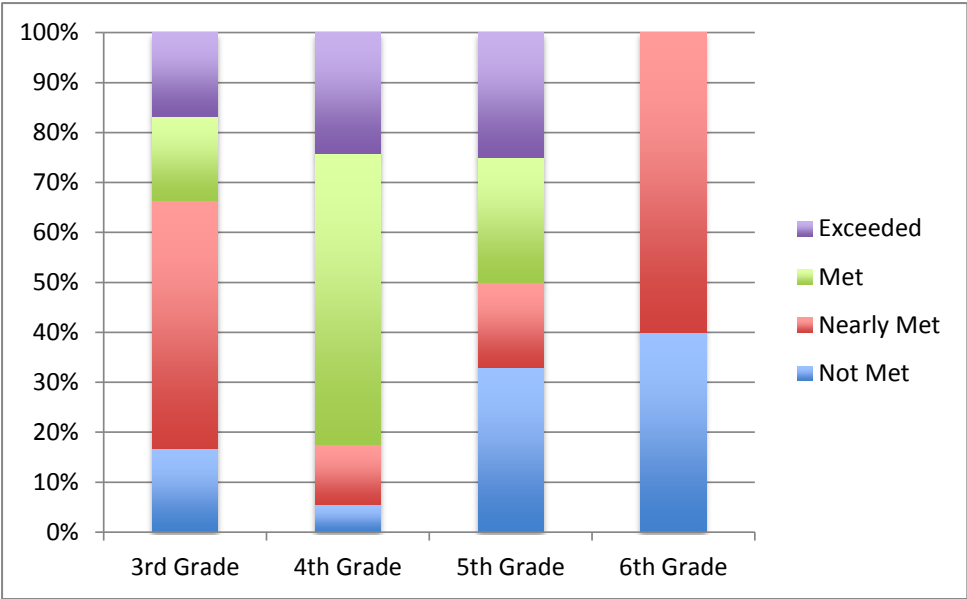
A) Conditions pose an emergency or urgent threat to the health or safety of students/staff:

# of Complaints: 0	# of Complaints Resolved: 0	# of Complaints Unresolved*: 0
--------------------	-----------------------------	--------------------------------

- Explanation: _____

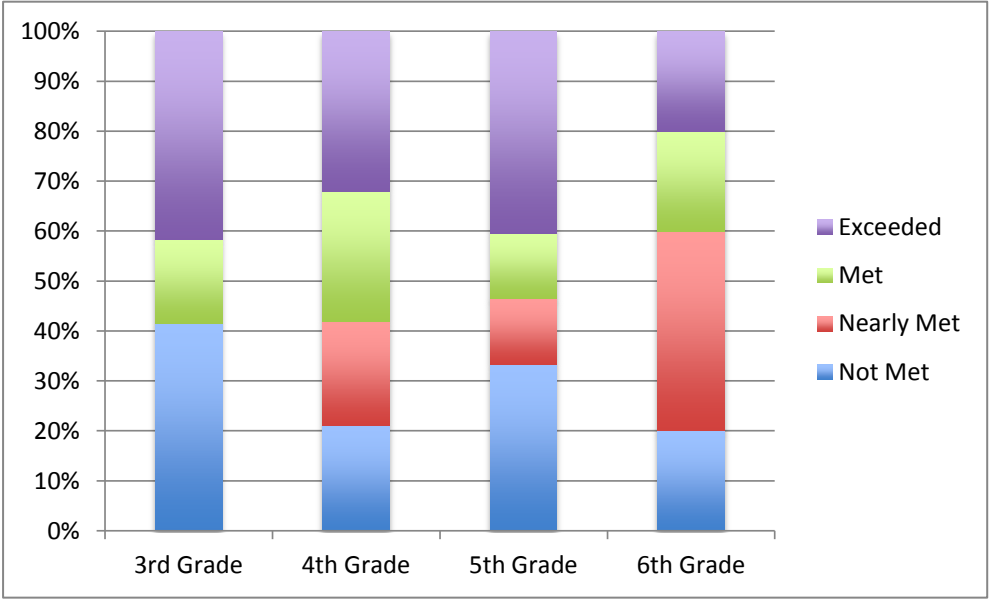
SBAC Math Results 2017

	3rd Grade	4th Grade	5th Grade	6th Grade
Not Met	17	5	33	40
Nearly Met	50	11	17	60
Met	17	53	25	0
Exceeded	17	22	25	0



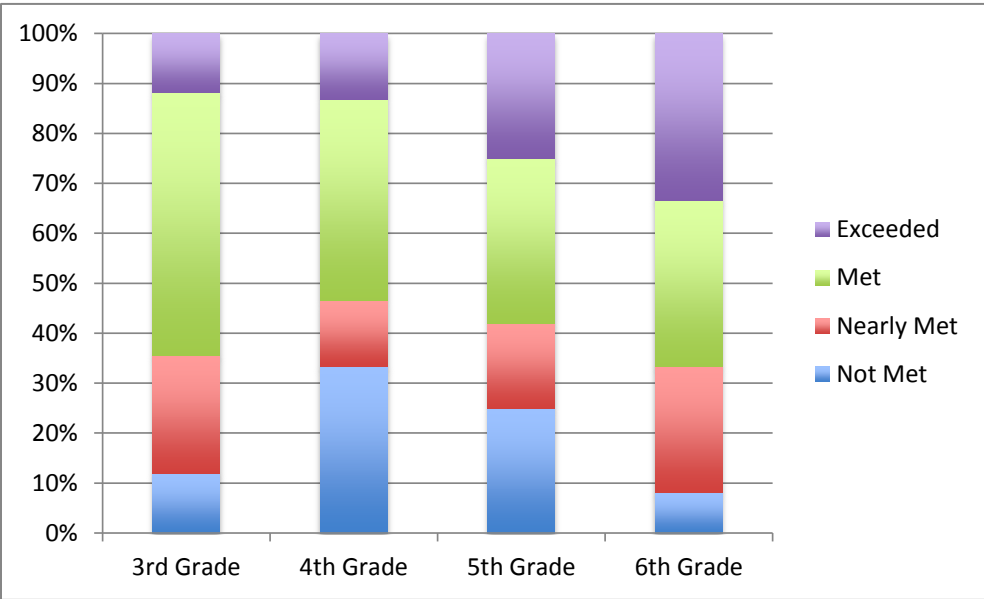
SBAC ELA Results 2017

	3rd Grade	4th Grade	5th Grade	6th Grade
Not Met	42	21	33	20
Nearly Met	0	21	13	40
Met	17	26	13	20
Exceeded	42	32	40	20



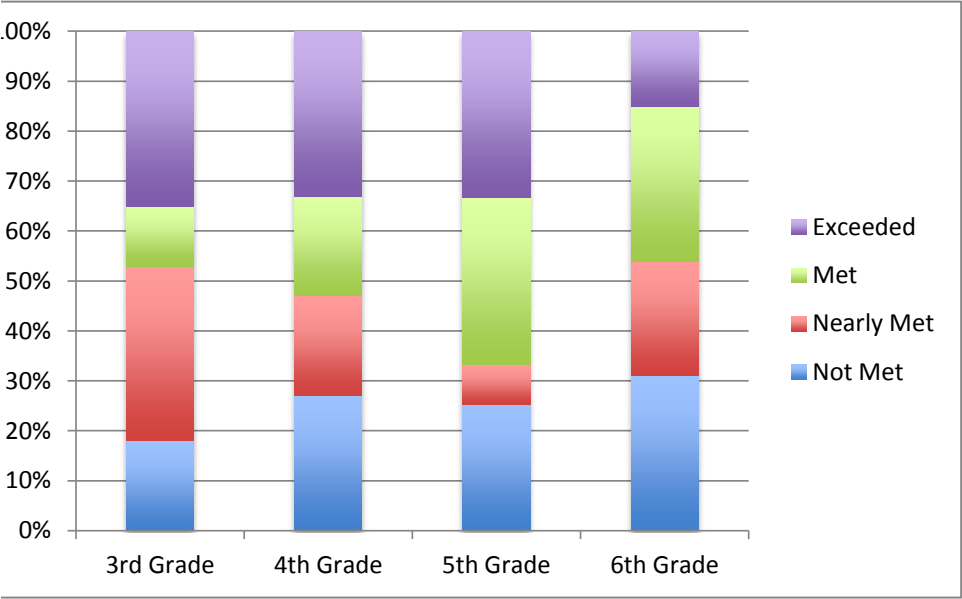
SBAC Math Results 2016

	3rd Grade	4th Grade	5th Grade	6th Grade
Not Met	12	33	25	8
Nearly Met	24	13	17	25
Met	53	40	33	33
Exceeded	12	13	25	33



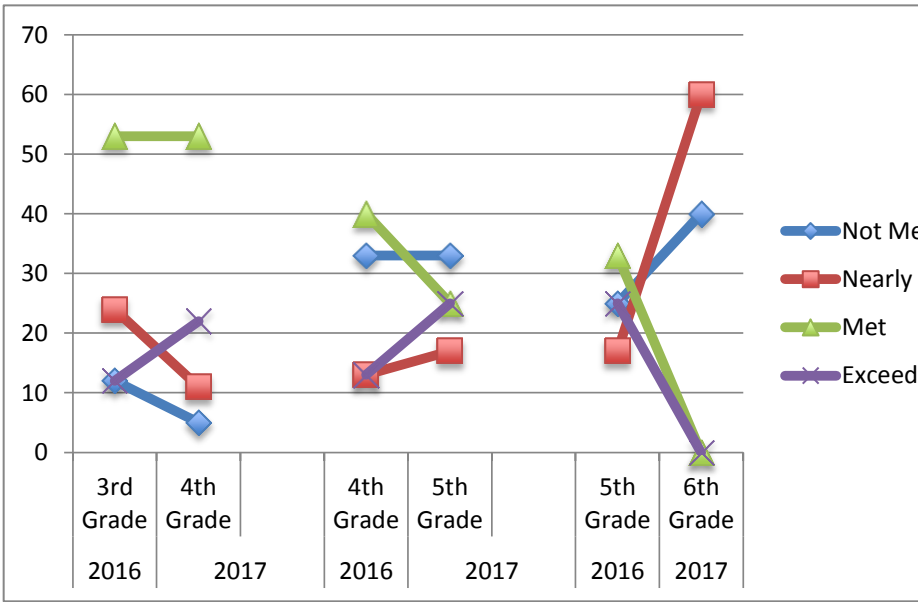
SBAC ELA Results 2016

	3rd Grade	4th Grade	5th Grade	6th Grade
Not Met	18	27	25	31
Nearly Met	35	20	8	23
Met	12	20	33	31
Exceeded	35	33	33	15



Matched Growth Math

	2016	2017		2016	2017	
	3rd Grade	4th Grade		4th Grade	5th Grade	
Not Met	12	5		33	33	
Nearly Met	24	11		13	17	
Met	53	53		40	25	
Exceeded	12	22		13	25	



2016	2017
5th Grade	6th Grade
25	40
17	60
33	0
25	0

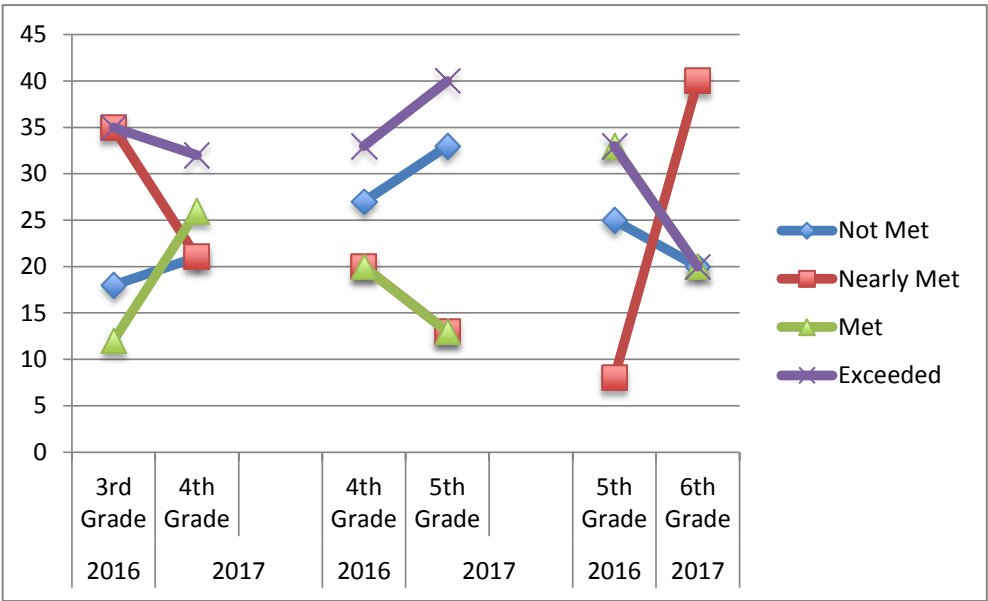
et

Met

led

Matched Growth ELA

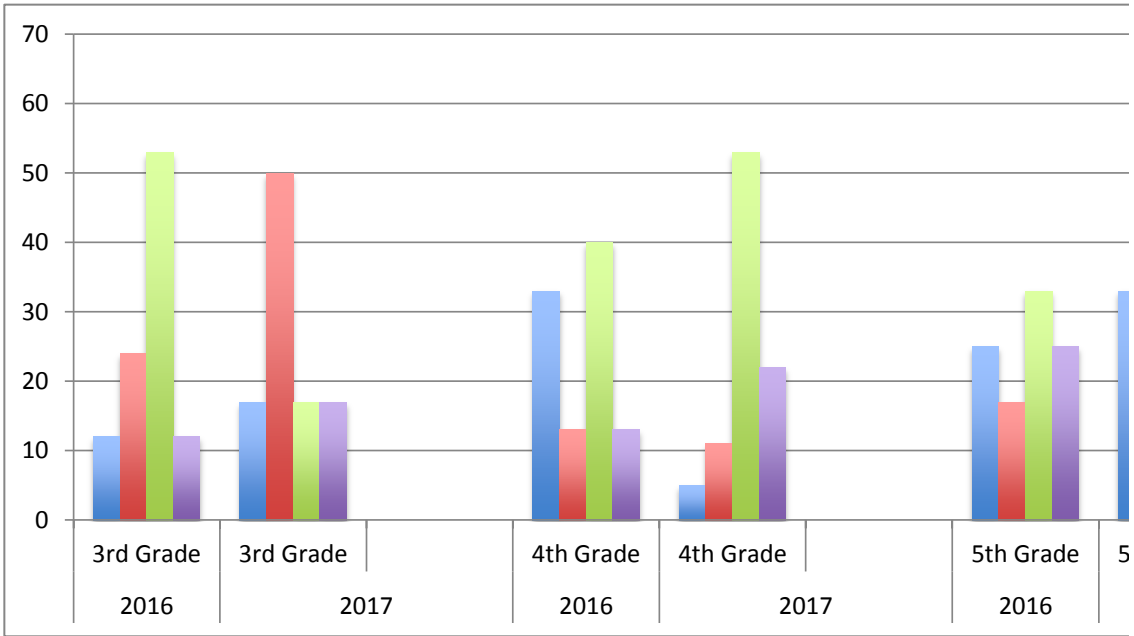
	2016	2017		2016	2017	
	3rd Grade	4th Grade		4th Grade	5th Grade	
Not Met	18	21		27	33	
Nearly Met	35	21		20	13	
Met	12	26		20	13	
Exceeded	35	32		33	40	



2016	2017
5th Grade	6th Grade
25	20
8	40
33	20
33	20

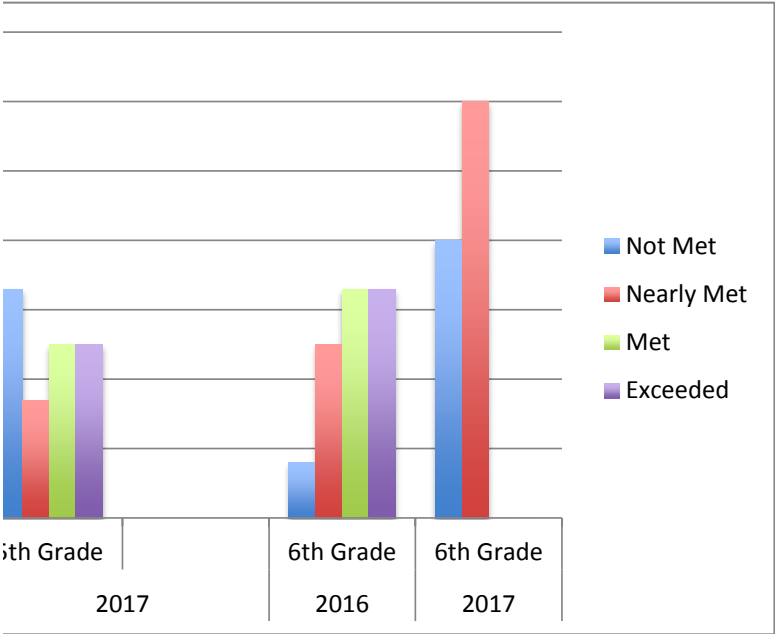
Grade Level Comparison Mat

	2016	2017		2016	2017	
	3rd Grade	3rd Grade		4th Grade	4th Grade	
Not Met	12	17		33	5	
Nearly Met	24	50		13	11	
Met	53	17		40	53	
Exceeded	12	17		13	22	

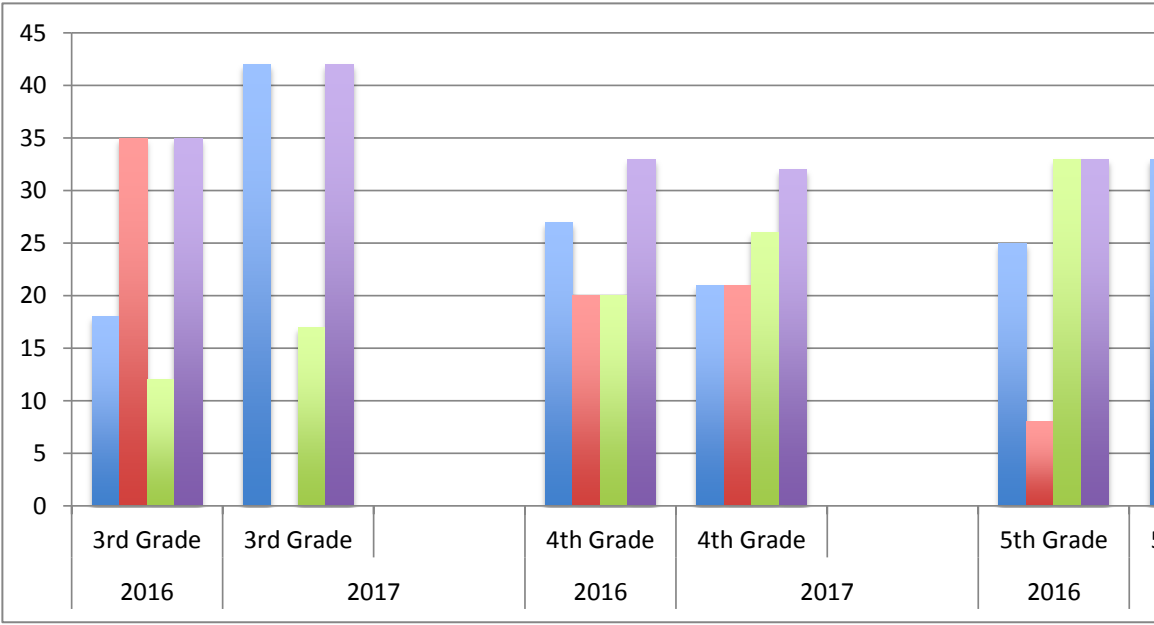


th

2016	2017		2016	2017
5th Grade	5th Grade		6th Grade	6th Grade
25	33		8	40
17	17		25	60
33	25		33	0
25	25		33	0

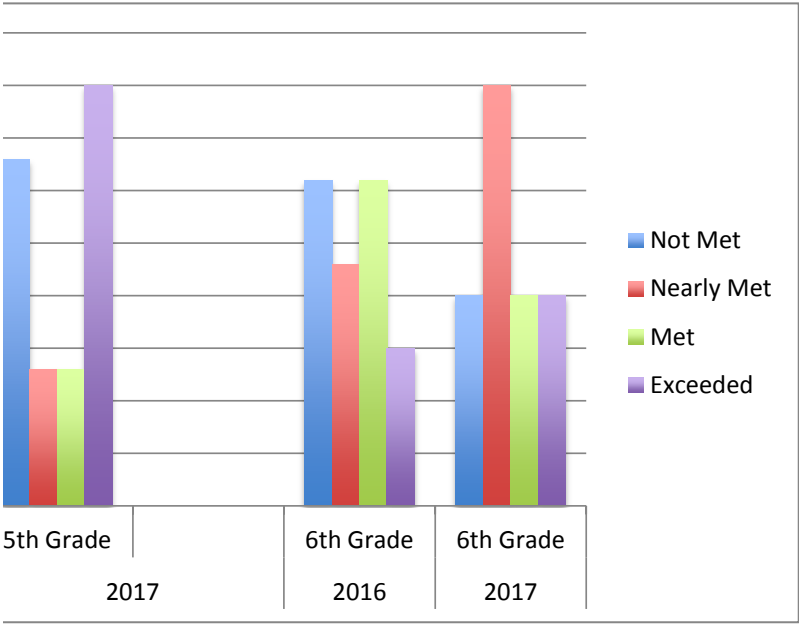


Grade Level Comparison EL/						
	2016	2017		2016	2017	
	3rd Grade	3rd Grade		4th Grade	4th Grade	
Not Met	18	42		27	21	
Nearly Met	35	0		20	21	
Met	12	17		20	26	
Exceeded	35	42		33	32	



A

2016	2017		2016	2017
5th Grade	5th Grade		6th Grade	6th Grade
25	33		31	20
8	13		23	40
33	13		31	20
33	40		15	20



**Pacific Elementary School District
2017
Annual Board Evaluation**

Please circle one: 1 being the lowest and 5 being the highest.

The Board:

- | | |
|---|------------------|
| 1. Keeps the district focused on learning and achievement for all students. | 1 2 3 4 <u>5</u> |
| 2. Communicates a common vision. | 1 2 3 4 <u>5</u> |
| 3. Operates openly, with trust and integrity. | 1 2 3 4 <u>5</u> |
| 4. Governs in a dignified and professional manner, treating everyone with civility and respect. | 1 2 3 4 <u>5</u> |
| 5. Governs within board-adopted policies and procedures. | 1 2 3 4 <u>5</u> |
| 6. Takes collective responsibility for the board's performance. | 1 2 3 4 <u>5</u> |
| 7. Periodically evaluates its own effectiveness. | <u>1</u> 2 3 4 5 |
| 8. Ensures opportunities for the diverse range of views in the community to inform board deliberations. | 1 2 3 4 <u>5</u> |
| 9. Focuses on policies and vision; refrains from micromanaging | 1 2 3 4 <u>5</u> |

Comments:

Overall the board is collegial, professional, and friendly. It continues to be somewhat of a disappointment that we are unable to regularly have the staff and parents participate in the board business. A result of this limited engagement is that both groups are somewhat naive about what the board does and does not do. I worry that when more serious items come about, these groups have unrealistic expectations. I would also be interested in working with my fellow board members to more clearly define a vision for the school that can help guide budget, personnel, and programmatic considerations.

The Board's Jobs:

- | | |
|--|-----------|
| 1. Involve the community, parents, students and staff in developing a common vision for the district focused on learning and achievement and responsive to the needs of all students. | 1 2 3 4 5 |
| 2. Adopt, evaluate and update policies consistent with the law and the district's vision and goals. | 1 2 3 4 5 |
| 3. Maintain accountability for student learning by adopting the district curriculum and monitoring student progress. | 1 2 3 4 5 |
| 4. Hire and support the superintendent so that the vision, goals and policies of the district can be implemented. | 1 2 3 4 5 |
| 5. Conduct regular and timely evaluations of the superintendent based on the vision, goals and performance of the district, and ensure that the superintendent holds district personnel accountable. | 1 2 3 4 5 |
| 6. Adopt a fiscally responsible budget based on the district's vision and goals and regularly monitor the fiscal health of the district. | 1 2 3 4 5 |
| 7. Ensure that a safe and appropriate educational environment is provided to all students. | 1 2 3 4 5 |
| 8. Establish a framework for the district's collective bargaining process and adopt responsible agreements. | 1 2 3 4 5 |
| 9. Provide community leadership on educational issues and advocate on behalf of students and public education at the local, state and federal levels. | 1 2 3 4 5 |

Comments:

**Pacific Elementary School District
2017
Annual Board Evaluation**

Please circle one: 1 being the lowest and 5 being the highest.

The Board:

- | | |
|---|------------------|
| 1. Keeps the district focused on learning and achievement for all students. | 1 2 3 4 5 |
| 2. Communicates a common vision. | 1 2 3 4 5 |
| 3. Operates openly, with trust and integrity. | 1 2 3 4 5 |
| 4. Governs in a dignified and professional manner, treating everyone with civility and respect. | 1 2 3 4 5 |
| 5. Governs within board-adopted policies and procedures. | 1 2 3 4 5 |
| 6. Takes collective responsibility for the board's performance. | 1 2 3 4 5 |
| 7. Periodically evaluates its own effectiveness. | 1 2 3 4 5 |
| 8. Ensures opportunities for the diverse range of views in the community to inform board deliberations. | 1 2 3 4 5 |

Comments: I think we are both transparent and inviting of scrutiny in what we do, how we do it, and why we do it. We stay focused on the tasks at hand and quite appropriately lean on our board policies for guidance. We all seem to have personal integrity and take ownership of our individual and collective roles. I do think we could improve self-scrutiny for, if nothing else, a reminder and a gauge. We don't really take the time to examine ourselves as a board... maybe at the end of each school year this could be done?

The Board's Jobs:

- | | |
|--|------------------|
| 1. Involve the community, parents, students and staff in developing a common vision for the district focused on learning and achievement and responsive to the needs of all students. | 1 2 3 4 5 |
| 2. Adopt, evaluate and update policies consistent with the law and the district's vision and goals. | 1 2 3 4 5 |
| 3. Maintain accountability for student learning by adopting the district curriculum and monitoring student progress. | 1 2 3 4 5 |
| 4. Hire and support the superintendent so that the vision, goals and policies of the district can be implemented. | 1 2 3 4 5 |
| 5. Conduct regular and timely evaluations of the superintendent based on the vision, goals and performance of the district, and ensure that the superintendent holds district personnel accountable. | 1 2 3 4 5 |
| 6. Adopt a fiscally responsible budget based on the district's vision and goals and regularly monitor the fiscal health of the district. | 1 2 3 4 5 |
| 7. Ensure that a safe and appropriate educational environment is provided to all students. | 1 2 3 4 5 |
| 8. Establish a framework for the district's collective bargaining process and adopt responsible agreements. | 1 2 3 4 5 |
| 9. Provide community leadership on educational issues and advocate on behalf of students and public education at the local, state and federal levels. | 1 2 3 4 5 |

Comments:

Speaking entirely for myself here on the following items...

1. Could/should we be more inviting to the public? Ask for more input?
5. We didn't get this task done well this year, just barely.
8. My own ignorance of this item. I don't even know what this refers to specifically so I utterly failed there
9. I advocate locally and within our community but am not active on the state or federal level.

Board Self-Evaluation Result

SAMPLE



1. Conditions of Effective Governance

Number of members responded

Almost Always Often Less Often Rarely Not Sure

Board unity

1. The board is focused on achievement for all students.		2	1	1	1	0
2. The board is committed to a common vision.		3	2	0	0	0
3. The board stays focused on district priorities.		4	1	0	0	0
4. The board works well together.		1	1	3	0	0
5. The board commits the time to become informed.		2	3	0	0	0
6. Individual board members do not undermine board decisions.		1	1	2	1	0

Roles and responsibilities

7. Board members agree on the role and responsibilities of the board and the superintendent.		3	1	1	0	0
8. Board members follow board agreements regarding speaking for the board.		4	1	0	0	0
9. Board members keep confidential matters confidential.		5	0	0	0	0
10. The board gives direction to the superintendent only at board meetings.		1	2	1	0	1
11. Individual board members do not attempt to direct the superintendent.		0	0	0	2	3

Board culture

12. The board treats the superintendent with respect.		3	1	0	0	1
13. The board manages internal conflicts in a productive manner.		4	1	0	0	0



A strength for most members



A strength for simple majority



Area of growth for simple majority



Area of growth for most members

Other topic discussed:

1. Conditions of Effective Governance

- Board operations

- Board meetings

- Board development

2. Board Responsibilities

- Setting directions

- Structure

- Support

- Accountability

- Community leadership

Closed Session Agenda Items for Board Meetings

Government Code

For purposes of describing closed session items pursuant to Section 54954.2, the agenda may describe closed sessions as provided below. No legislative body or elected official shall be in violation of Section 54954.2 or 54956 if the closed session items were described in substantial compliance with this section. Substantial compliance is satisfied by including the information provided below, irrespective of its format.

(a) With respect to a closed session held pursuant to Section 54956.7:

LICENSE/PERMIT DETERMINATION

Applicant(s): (Specify number of applicants)

(b) With respect to every item of business to be discussed in closed session pursuant to Section 54956.8:

CONFERENCE WITH REAL PROPERTY NEGOTIATORS

Property: (Specify street address, or if no street address, the parcel number or other unique reference, of the real property under negotiation)

Agency negotiator: (Specify names of negotiators attending the closed session) (If circumstances necessitate the absence of a specified negotiator, an agent or designee may participate in place of the absent negotiator so long as the name of the agent or designee is announced at an open session held prior to the closed session.)

Negotiating parties: (Specify name of party (not agent))

Under negotiation: (Specify whether instruction to negotiator will concern price, terms of payment, or both)

(c) With respect to every item of business to be discussed in closed session pursuant to Section 54956.9:

CONFERENCE WITH LEGAL COUNSEL--EXISTING LITIGATION

(Paragraph (1) of subdivision (d) of Section 54956.9)

Name of case: (Specify by reference to claimant's name, names of parties, case or claim numbers)

or

Case name unspecified: (Specify whether disclosure would jeopardize service of process or existing settlement negotiations)

CONFERENCE WITH LEGAL COUNSEL--ANTICIPATED LITIGATION

Significant exposure to litigation pursuant to paragraph (2) or (3) of subdivision (d) of Section 54956.9: (Specify number of potential cases)

(In addition to the information noticed above, the agency may be required to provide additional information on the agenda or in an oral statement prior to the closed session pursuant to paragraphs (2) to (5), inclusive, of subdivision (e) of Section 54956.9.)

Initiation of litigation pursuant to paragraph (4) of subdivision (d) of Section 54956.9: (Specify number of potential cases)

(d) With respect to every item of business to be discussed in closed session pursuant to Section 54956.95:

LIABILITY CLAIMS

Claimant: (Specify name unless unspecified pursuant to Section 54961)

Agency claimed against: (Specify name)

(e) With respect to every item of business to be discussed in closed session pursuant to Section 54957:

THREAT TO PUBLIC SERVICES OR FACILITIES

Consultation with: (Specify name of law enforcement agency and title of officer, or name of applicable agency representative and title)

PUBLIC EMPLOYEE APPOINTMENT

Title: (Specify description of position to be filled)

PUBLIC EMPLOYMENT

Title: (Specify description of position to be filled)

PUBLIC EMPLOYEE PERFORMANCE EVALUATION

Title: (Specify position title of employee being reviewed)

PUBLIC EMPLOYEE DISCIPLINE/DISMISSAL/RELEASE

(No additional information is required in connection with a closed session to consider discipline, dismissal, or release of a public employee. Discipline includes potential reduction of compensation.)

(f) With respect to every item of business to be discussed in closed session pursuant to Section 54957.6:

CONFERENCE WITH LABOR NEGOTIATORS

Agency designated representatives: (Specify names of designated representatives attending the closed session) (If circumstances necessitate the absence of a specified designated representative, an agent or designee may participate in place of the absent representative so long as the name of the agent or designee is announced at an open session held prior to the closed session.)

Employee organization: (Specify name of organization representing employee or employees in question)

or

Unrepresented employee: (Specify position title of unrepresented employee who is the subject of the negotiations)

(g) With respect to closed sessions called pursuant to Section 54957.8:

CASE REVIEW/PLANNING

(No additional information is required in connection with a closed session to consider case review or planning.)

(h) With respect to every item of business to be discussed in closed session pursuant to Sections 1461, 32106, and 32155 of the Health and Safety Code or Sections 37606 and 37624.3 of the Government Code:

REPORT INVOLVING TRADE SECRET

Discussion will concern: (Specify whether discussion will concern proposed new service, program, or facility)

Estimated date of public disclosure: (Specify month and year)

HEARINGS

Subject matter: (Specify whether testimony/deliberation will concern staff privileges, report of medical audit committee, or report of quality assurance committee)

(i) With respect to every item of business to be discussed in closed session pursuant to Section 54956.86:

CHARGE OR COMPLAINT INVOLVING INFORMATION PROTECTED BY FEDERAL LAW

(No additional information is required in connection with a closed session to discuss a charge or complaint pursuant to Section 54956.86.)

(j) With respect to every item of business to be discussed in closed session pursuant to Section 54956.96:

CONFERENCE INVOLVING A JOINT POWERS AGENCY (Specify by name)

Discussion will concern: (Specify closed session description used by the joint powers agency)

Name of local agency representative on joint powers agency board: (Specify name)

(Additional information listing the names of agencies or titles of representatives attending the closed session as consultants or other representatives.)

(k) With respect to every item of business to be discussed in closed session pursuant to Section 54956.75:

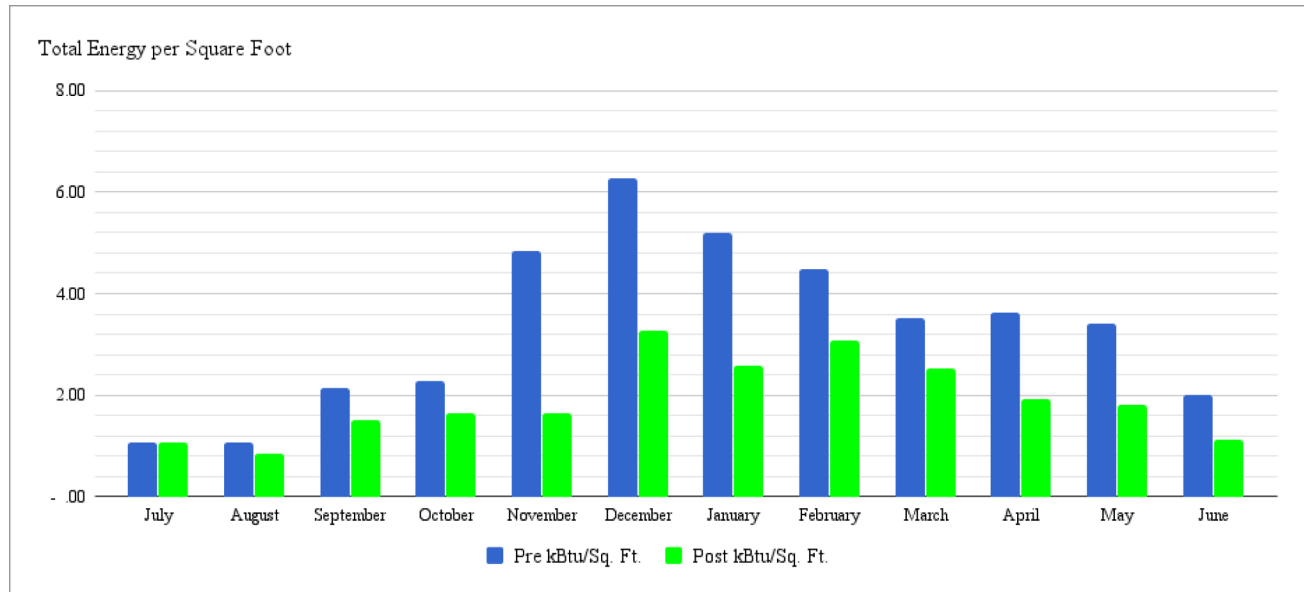
AUDIT BY CALIFORNIA STATE AUDITOR'S OFFICE

(Amended by Stats. 2012, Ch. 759, Sec. 6.1.)

Project Measurement & Verification Report

Project Description: LED lighting upgrade performed inside and outside. FL-T8, CFL & HPS were replaced with LED. Lighting & Plug and Play Controls, Appliances, Thermostats, Plumbing, Duct Sealing, Heat Pump & Furnaces have been updated or upgraded.

Project Start Date: 2/16/2015 Project Completion Date: 6/30/2016



Pre Retrofit Utility Data 2015-16			
	kBtu	kBtu/Sq. Ft.	Pre Retrofit
July	11,681	1.06	\$ 540
August	11,944	1.08	\$ 618
September	23,653	2.14	\$ 1,234
October	25,314	2.29	\$ 1,188
November	53,559	4.84	\$ 1,214
December	69,264	6.26	\$ 1,272
January	57,385	5.19	\$ 1,313
February	49,619	4.48	\$ 1,340
March	38,996	3.52	\$ 1,099
April	40,020	3.62	\$ 1,138
May	37,823	3.42	\$ 1,093
June	22,189	2.01	\$ 805
Total	441,448		\$ 12,854

Post Retrofit Utility Data 2016-17			
	kBtu	kBtu/Sq. Ft.	Post Retrofit
July	15,054	1.08	\$ 570
August	11,727	0.84	\$ 513
September	21,145	1.51	\$ 903
October	22,968	1.64	\$ 1,035
November	22,861	1.63	\$ 925
December	45,906	3.28	\$ 1,375
January	36,187	2.59	\$ 1,105
February	43,132	3.08	\$ 1,330
March	35,504	2.54	\$ 1,168
April	26,723	1.91	\$ 948
May	25,439	1.82	\$ 961
June	15,704	1.12	\$ 692
Total	322,350		\$ 11,526

Actual Savings to Date			
	kBtu savings	Savings \$	kBtu Savings
July	(3,373)	\$ (30)	-6%
August	217	\$ 105	17%
September	2,507	\$ 332	27%
October	2,347	\$ 153	13%
November	30,698	\$ 288	24%
December	23,358	\$ (103)	-8%
January	21,198	\$ 208	16%
February	6,488	\$ 10	1%
March	3,492	\$ (69)	-6%
April	13,298	\$ 190	17%
May	12,384	\$ 132	12%
June	6,485	\$ 113	14%
Total	119,098	\$ 1,329	10%

Adjusted for additional square footage addition:

Square Footage: [1]	11065 ft ²	Square Footage:	13985 ft ²	
kbtu/square foot/year:	39.90	kbtu/square foot/year:	23.05	Energy Savings: 42%
\$/square foot:	\$1.162	\$/square foot:	\$0.824	Cost Savings: 29%

Pounds of CO₂: **15,374**