

PACIFIC ELEMENTARY SCHOOL DISTRICT

COUNTY OF SANTA CRUZ  
DAVENPORT, CALIFORNIA

ANNUAL FINANCIAL REPORT  
JUNE 30, 2015

ROBERTSON & ASSOCIATES, CPAs  
A Professional Corporation

PACIFIC ELEMENTARY SCHOOL DISTRICT  
ORGANIZATION  
JUNE 30, 2015

The Pacific Elementary School District (District) was established in September 1905 and comprises an area located in Santa Cruz County. There were no changes in the boundaries of the District during the current year. The District currently operates one elementary school.

**BOARD OF TRUSTEES**

<u>Name</u>	<u>Office</u>	<u>Term Expires</u>
Mr. Gwyan Rhabyt	President	November, 2016
Mr. Don Croll	Trustee	November, 2018
Mr. Roger Knapp	Trustee	November, 2018

**ADMINISTRATION**

<u>Name</u>	<u>Title</u>	<u>Tenure</u>
Ms. Kristine Stanga*	Superintendent / Principal	1 Year
Ms. Noel G. Bock*	Business Manager	22 Year

\* Ms. Stanga resigned from the District August 31, 2015.  
Mr. Eric Gross is the current Superintendent / Principal.

\* Ms. Bock retired from the District November 7, 2014.  
Ms. Elizabeth Andrews is the current Business Manager.

**ADDRESS OF DISTRICT OFFICE**

50 Ocean Street  
P.O. Box H  
Davenport, CA 95017

PACIFIC ELEMENTARY SCHOOL DISTRICT  
JUNE 30, 2015

TABLE OF CONTENTS

	<u>Page</u>
INTRODUCTORY SECTION	
Title Page	
Organization	
Table of Contents	
INDEPENDENT AUDITOR'S REPORT	1 - 3
MANAGEMENT'S DISCUSSION AND ANALYSIS	4 - 15
FINANCIAL SECTION	
Basic Financial Statements	
Government-Wide	
Statement of Net Position	16
Statement of Activities	17
Governmental Funds	
Balance Sheet	18
Reconciliation of the Governmental Funds Balance Sheet to the Statement of Net Position	19
Statement of Revenues, Expenditures and Changes in Fund Balances	20
Reconciliation of the Governmental Funds Statement of Revenues, Expenditures and Changes in Fund Balances to the Statement of Activities	21
Proprietary Funds	
Statement of Fund Net Position	22
Statement of Revenues, Expenses and Changes in Fund Net Position	23
Statement of Cash Flows	24
Notes to Financial Statements	25 - 53

PACIFIC ELEMENTARY SCHOOL DISTRICT  
JUNE 30, 2015

TABLE OF CONTENTS

	<u>Page</u>
<b>REQUIRED SUPPLEMENTARY INFORMATION SECTION</b>	
Budgetary Comparison Schedule - General Fund	54
Budgetary Comparison Schedule - Child Development Fund	55
Schedule of the Local Government's Proportionate Share of the Net Pension Liability	56
Schedule of Contributions	57
Notes to Required Supplementary Information	58 - 59
<b>SUPPLEMENTARY INFORMATION SECTION</b>	
Other Governmental Funds Financial Statements	
Combining Balance Sheet	60
Combining Statement of Revenues, Expenditures and Changes in Fund Balances	61
Schedule of Average Daily Attendance	62
Schedule of Instructional Time	63
Schedule of Financial Trends and Analysis	64
Reconciliation of Annual Financial and Budget Report (SACS) with Audited Financial Statements	65
Notes to Supplementary Information	66
<b>OTHER INDEPENDENT AUDITOR'S REPORTS</b>	
Independent Auditor's Report on Internal Control Over Financial Reporting and on Compliance and Other Matters Based on an Audit of Financial Statements Performed in Accordance With <i>Government Auditing Standards</i>	67 - 68
Independent Auditor's Report on State Compliance	69 - 71
<b>FINDINGS AND RESPONSES SECTION</b>	
Findings and Responses	72 - 74
Summary Schedule of Prior Audit Findings	75

## INDEPENDENT AUDITOR'S REPORT

Board of Trustees  
Pacific Elementary School District  
Davenport, California

### Report on the Financial Statements

We have audited the accompanying financial statements of the governmental activities, the business-type activities, each major fund, and the aggregate remaining fund information of the Pacific Elementary School District (District), as of and for the year ended June 30, 2015, and the related notes to the financial statements, which collectively comprise the District's basic financial statements as listed in the table of contents.

### Management's Responsibility for the Financial Statements

Management is responsible for the preparation and fair presentation of these financial statements in accordance with accounting principles generally accepted in the United States of America; this includes the design, implementation, and maintenance of internal controls relevant to the preparation and fair presentation of financial statements that are free from material misstatement, whether due to fraud or error.

### Auditor's Responsibility

Our responsibility is to express opinions on these financial statements based on our audit. We conducted our audit in accordance with auditing standards generally accepted in the United States of America and the standards applicable to financial audits contained in *Government Auditing Standards* issued by the Comptroller General of the United States. Those standards require that we plan and perform the audit to obtain reasonable assurance about whether the financial statements are free from material misstatement.

An audit involves performing procedures to obtain audit evidence about the amounts and disclosures in the financial statements. The procedures selected depend on the auditor's judgment, including the assessment of the risks of material misstatement of the financial statements, whether due to fraud or error. In making those risk assessments, the auditor considers internal control relevant to the District's preparation and fair presentation of the financial statements in order to design audit procedures that are appropriate in the circumstances, but not for the purpose of expressing an opinion on the effectiveness of the District's internal control. Accordingly, we express no such opinion. An audit also includes evaluating the appropriateness of accounting policies used and the reasonableness of significant accounting estimates made by management, as well as evaluating the overall presentation of the financial statements.

We believe that the audit evidence we have obtained is sufficient and appropriate to provide a basis for our audit opinions.

## **Emphasis of Matters**

As discussed in Note 8 to the financial statements, during the year ended June 30, 2015, the District implemented the provisions of Governmental Accounting Standards Board Statement No. 68, Accounting and Financial Reporting for Pensions - An Amendment of GASB Statement No. 27. This resulted in a restatement of the June 30, 2014 net position. Our opinion is not modified with respect to this matter.

## **Opinions**

In our opinion, the financial statements referred to above present fairly, in all material respects, the respective financial position of the governmental activities, the business-type activities, each major fund, and the aggregate remaining fund information of the Pacific Elementary School District, as of June 30, 2015, and the respective changes in financial position and, where applicable, cash flows thereof for the year then ended in accordance with accounting principles generally accepted in the United States of America.

## **Other Matters**

### *Required Supplementary Information*

Accounting principles generally accepted in the United States of America require that the management's discussion and analysis, budgetary comparison information, schedule of the Local Government's proportionate share of the net pension liability and schedule of contributions, on pages 4 through 15 and 54 through 59, be presented to supplement the basic financial statements. Such information, although not a part of the basic financial statements, is required by the Governmental Accounting Standards Board who considers it to be an essential part of financial reporting for placing the basic financial statements in an appropriate operational, economic, or historical context. We have applied certain limited procedures to the required supplementary information in accordance with auditing standards generally accepted in the United States of America, which consisted of inquiries of management about the methods of preparing the information and comparing the information for consistency with management's responses to our inquiries, the basic financial statements, and other knowledge we obtained during our audit of the basic financial statements. We do not express an opinion or provide any assurance on the information because the limited procedures do not provide us with sufficient evidence to express an opinion or provide any assurance.

### *Other Information*

Our audit was conducted for the purpose of forming opinions on the financial statements that collectively comprise the District's basic financial statements. The combining nonmajor fund financial statements and the District's introductory section are presented for purposes of additional analysis and are not a required part of the financial statements. The accompanying supplementary information as listed in the table of contents are required by the *2014-15 Guide for Annual Audits of K-12 Local Education Agencies and State Compliance Reporting*, are presented for purposes of additional analysis, and are not a required part of the basic financial statements.

This information, as listed in the table of contents, is the responsibility of management and was derived from and relate directly to the underlying accounting and other records used to prepare the basic financial statements. Such information has been subjected to the auditing procedures applied in the audit of the basic financial statements and certain additional procedures, including comparing and reconciling such information directly to the underlying accounting and other records used to prepare the basic financial statements or to the basic financial statements themselves, and other additional procedures in accordance with auditing standards generally accepted in the United States of America. In our opinion, the combining nonmajor fund financial statements and accompanying supplementary information as listed in the table of contents is fairly stated, in all material respects, in relation to the basic financial statements as a whole.

### **Other Reporting Required by *Government Auditing Standards***

In accordance with *Government Auditing Standards*, we have also issued our report dated December 09, 2015 on our consideration of the District's internal control over financial reporting and on our tests of its compliance with certain provisions of laws, regulations, contracts, and grant agreements and other matters. The purpose of that report is to describe the scope of our testing of internal control over financial reporting and compliance and the results of that testing, and not to provide an opinion on internal control over financial reporting or on compliance. That report is an integral part of an audit performed in accordance with *Government Auditing Standards* in considering the District's internal control over financial reporting and compliance.

*Robertson & Associates, CPAs*

Lakeport, California  
December 09, 2015

**Pacific Elementary School District  
Management's Discussion and Analysis  
June 30, 2015**

**INTRODUCTION**

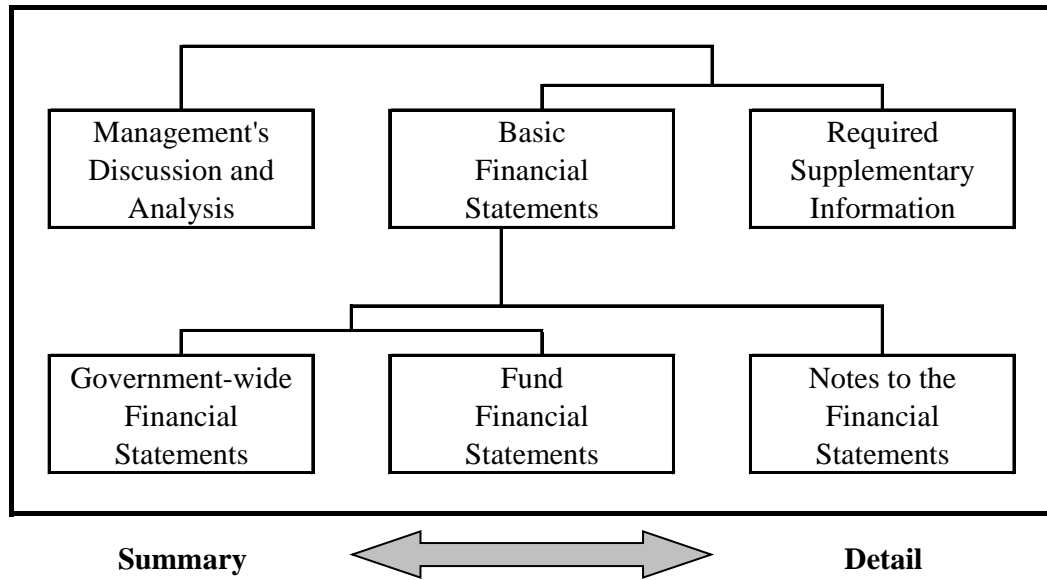
Our discussion and analysis of Pacific Elementary School District (District's) financial performance provides an overview of the District's financial activities for the year ended June 30, 2015. It should be read in conjunction with the District's financial statements, which follow this section.

**FINANCIAL HIGHLIGHTS**

- ❑ Total net position was \$672,857 at June 30, 2015. This was an increase of \$38,612 over the prior year's restated net position. The June 30, 2014 long-term liabilities, deferred outflows of resources and net position have been restated in accordance with GASB 68 in the amount of \$862,786 (decrease to net position).
- ❑ Overall revenues were \$1,355,188, overall expenses were \$1,316,576, of which \$26,205 of revenues and \$15,234 of expenses relate to the District's Cafeteria enterprise fund.

**OVERVIEW OF FINANCIAL STATEMENTS**

**Components of the Financials Section**





This annual report consists of three parts – Management’s Discussion and Analysis (this section), the basic financial statements, and required supplementary information. The three sections together provide a comprehensive overview of the District. The basic financial statements are comprised of two kinds of statements that present financial information from different perspectives:

- ❑ **Government-wide financial statements**, which comprise the first two statements, provide both short-term and long-term information about the District’s overall financial position.
- ❑ **Fund financial statements** focus on reporting the individual parts of District operations in more detail. The fund financial statements comprise the remaining statements.
  - **Governmental fund** statements tell how general government services were financed in the short term as well as what remains for future spending.
  - **Proprietary fund** statements provide both short and long-term information about the District’s cafeteria enterprise fund.

The financial statements also include notes that explain some of the information in the statements and provide more detailed data. The basic financial statements are followed by a section of required and other supplementary information that further explain and support the financial statements.

### **Government-Wide Statements**

The government-wide statements report information about the District as a whole using accounting methods similar to those used by private-sector companies. The statement of net position includes all of the government’s assets and liabilities. All of the current year’s revenues and expenses are accounted for in the statement of activities, regardless of when cash is received or paid.

The two government-wide statements report the District’s net position and how they have changed. Net position, the difference between assets and liabilities, is one way to measure the District’s financial health or position.

- Over time, increases or decreases in the District’s net position are an indicator of whether its financial health is improving or deteriorating, respectively. The net position of the District has increased by 6% in the past year. This was due to a combination of events; restatement of long-term liabilities from GASB 68; increase in revenues from State and Federal agencies and an increase in donations from the Pacific School Foundation. Also, the District opened their Cafeteria Enterprise fund which increased their net position by \$12,045.
- To assess the overall health of the District, one needs to consider additional non-financial factors such as changes in enrollment, changes in the property tax base, and changes in program funding by the Federal and State governments, and condition of facilities. The District’s average daily attendance had a slight increase of .35 ADA in the past year. The Local Control Funding Model (LCFF) generated more income than was budgeted and the District made a conscience effort to keep expenditures as budgeted. The Multi-purpose building project was put on hold. Also, there were several changes in administrative personnel.

The government-wide statements of the District include all governmental activities. All of the District's basic services are included here, such as regular education, food service, maintenance and general administration. Revenue limit funding and federal and state grants finance most of these activities.

## **FINANCIAL ANALYSIS OF THE DISTRICT'S FUNDS**

### **Fund Financial Statements**

The fund financial statements provide more detailed information about the District's most significant governmental funds, not the District as a whole. Funds are accounting devices that the District uses to keep track of specific sources of funding and spending for particular programs.

- Some funds are required to be established by State law and by bond covenants.
- The governing board establishes other funds to control and manage money for particular purposes or to show that the District is meeting legal responsibilities for using certain revenues.

The District has two types of funds:

- Governmental funds – All of the District's basic services are included in governmental funds, which generally focus on: (1) how cash and other financial assets that can readily be converted to cash flow in and out, and (2) the balances left at year-end that are available for spending. Consequently, the governmental funds' statements provide a detailed short-term view that helps determine whether there are more or fewer financial resources than previously to finance the District's programs. Because this information does not encompass the additional long-term focus of the government-wide statements, we provide additional information following the governmental funds' statements that explains the relationship (or differences) between them.
- Proprietary fund – One type of proprietary fund, the enterprise fund, reports the business-type activities, but provides more detail and additional information, such as cash flows. Internal service funds (the other type of proprietary fund) reports activities that provide supplies and services for the other programs and activities of the District. Proprietary funds are reported in the same way as the government-wide statements.
  - The District's enterprise fund currently consists of food services. The Food Service fund reports activities that provide cafeteria and catering services for the staff and special activities outside of the normal operation of the District.

The financial performance of the District is reflected in its governmental funds as well. As the District completed the year, its governmental funds reported a combined fund balance of \$2,004,611 as compared to the prior year's ending fund balance of \$1,985,534. The District's proprietary fund reported a fund balance of \$12,045 as compared to the prior year's ending fund balance of \$0.

## FINANCIAL ANALYSIS OF THE ENTITY AS A WHOLE

### Net Position

The District's combined net position was \$672,857 at June 30, 2015.

	Primary Government		Net Change
	2015	2014	
<b>ASSETS</b>			
Cash and Equivalents	\$ 2,047,534	\$ 1,916,259	\$ 131,275
Other Current Assets	40,820	89,712	(48,892)
Capital Assets, Net of Accumulated Depreciation	506,673	491,007	15,666
<b>TOTAL ASSETS</b>	<u>\$ 2,595,027</u>	<u>\$ 2,496,978</u>	<u>\$ 98,049</u>
<b>DEFERRED OUTFLOWS OF RESOURCES</b>			
Deferred Outflow of Resources - Pensions	\$ 84,049	\$ 67,847	\$ 16,202
<b>TOTAL DEFERRED OUTFLOWS OF RESOURCES</b>	<u>\$ 84,049</u>	<u>\$ 67,847</u>	<u>\$ 16,202</u>
<b>LIABILITIES</b>			
Current Liabilities	\$ 84,496	\$ 33,235	\$ 51,261
Long-Term Liabilities	1,724,678	1,897,345	(172,667)
<b>TOTAL LIABILITIES</b>	<u>\$ 1,809,174</u>	<u>\$ 1,930,580</u>	<u>\$ (121,406)</u>
<b>DEFERRED INFLOWS OF RESOURCES</b>			
Deferred Inflows of Resources - Pensions	\$ 198,508	\$ -	\$ 198,508
<b>TOTAL DEFERRED INFLOWS OF RESOURCES</b>	<u>\$ 198,508</u>	<u>\$ -</u>	<u>\$ 198,508</u>
<b>NET POSITION</b>			
Invested in Capital Assets, Net of Related Debt	\$ (321,798)	\$ (337,464)	\$ 15,666
Restricted	1,173,178	808,844	364,334
Unrestricted	(179,986)	162,865	(342,851)
<b>TOTAL NET POSITION</b>	<u>\$ 671,394</u>	<u>\$ 634,245</u>	<u>\$ 37,149</u>
The June 30, 2014 long-term liabilities, deferred outflows of resources and net position have been restated in accordance with GASB 68.			

## Changes in Net Position

	Primary Government		Net Change
	2015	2014	
<b>REVENUES</b>			
Program Revenues:			
Charges for Services	\$ 84,790	\$ 78,395	\$ 6,395
Operating Grants and Contributions	315,454	288,437	27,017
General Revenues:			
Property Taxes	188,829	172,291	16,538
Unrestricted Federal and State Aid	675,213	629,975	45,238
Miscellaneous and Other Local	89,439	91,272	(1,833)
<b>TOTAL REVENUES</b>	<b>1,353,725</b>	<b>1,260,370</b>	<b>93,355</b>
<b>EXPENSES</b>			
Instruction	803,244	696,474	106,770
Instruction-Related Services	164,582	184,773	(20,191)
Pupil Services	84,078	113,795	(29,717)
General Administration	108,850	236,758	(127,908)
Plant Services	58,904	54,337	4,567
Ancillary Services	4,701	24,215	(19,514)
Community Services	30,523	32,023	(1,500)
Transfers Between Agencies	165	163	2
Interest on Long-Term Debt	46,295	41,734	4,561
Business-Type Activities:			
Food Services	15,234	-	15,234
<b>TOTAL EXPENSES</b>	<b>1,316,576</b>	<b>1,384,272</b>	<b>(67,696)</b>
<b>INCREASE (DECREASE) IN NET POSITION</b>	<b>37,149</b>	<b>(123,902)</b>	<b>161,051</b>
<b>NET POSITION - BEGINNING</b>	<b>634,245</b>	<b>1,620,933</b>	<b>(986,688)</b>
<b>PRIOR PERIOD ADJUSTMENT - NET PENSION LIABILITY</b>	<b>-</b>	<b>(930,633)</b>	<b>930,633</b>
<b>PRIOR PERIOD ADJUSTMENT - DEFERRED OUTFLOWS</b>	<b>-</b>	<b>67,847</b>	<b>(67,847)</b>
<b>NET POSITION - ENDING</b>	<b>\$ 671,394</b>	<b>\$ 634,245</b>	<b>\$ 37,149</b>

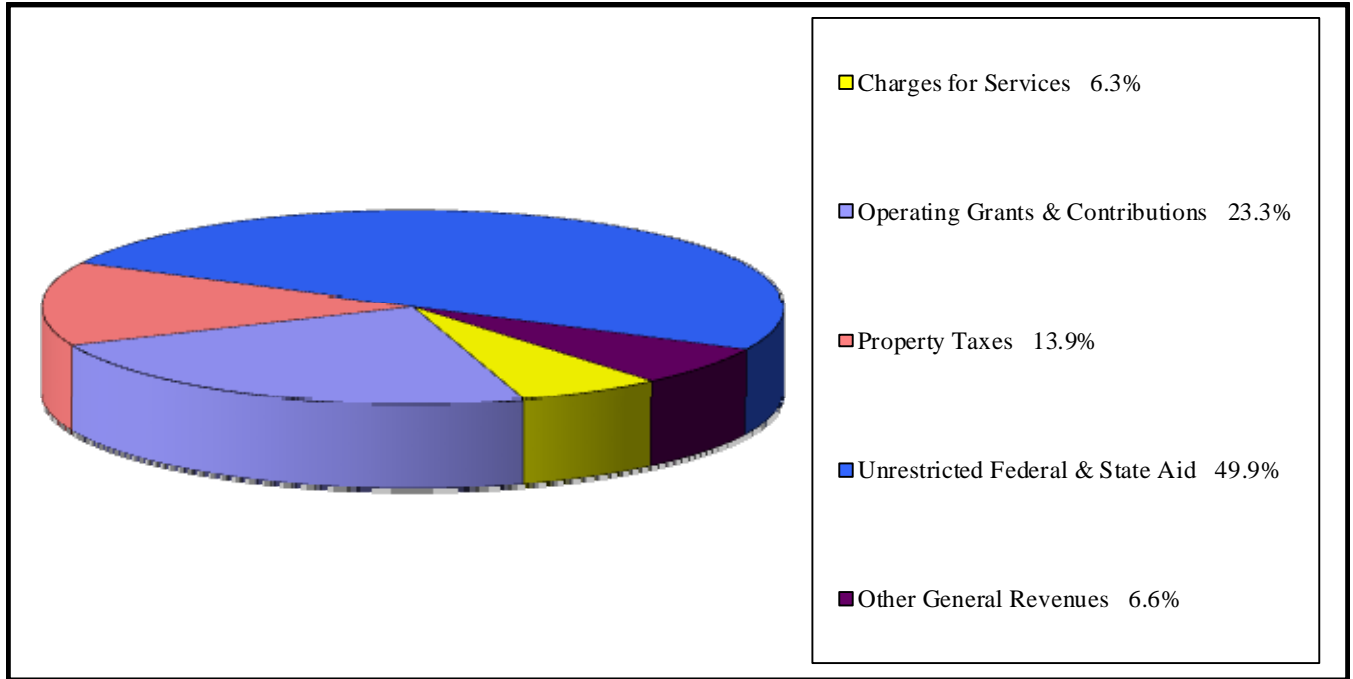
## Governmental Activities

Net cost is total cost less fees generated by the related activity. The net cost reflects amounts funded by charges for services, operating grants and capital grants and contributions.

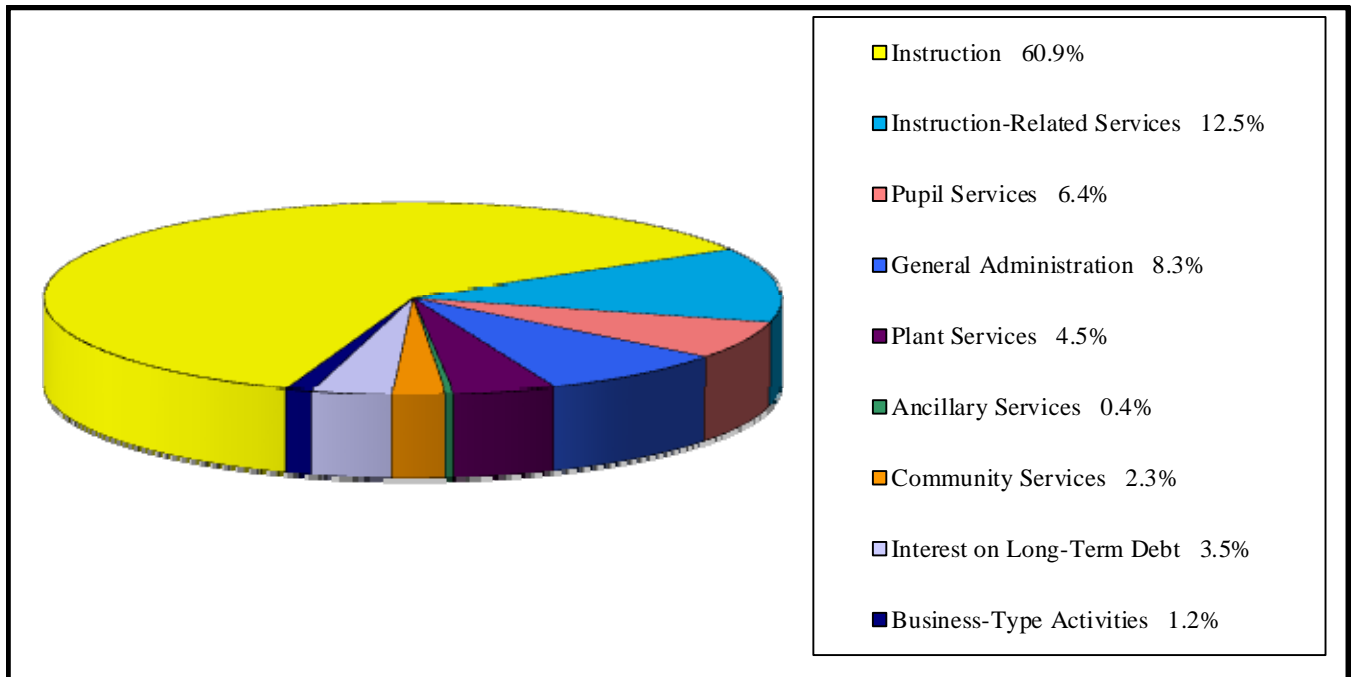
### Net Cost of Services

	Net Cost of Services		Net Change
	2015	2014	
NET COST OF SERVICES			
Instruction	\$ 574,231	\$ 552,379	\$ 21,852
Instruction-Related Services	154,673	175,094	(20,421)
Pupil Services	(3,380)	25,718	(29,098)
General Administration	106,506	236,758	(130,252)
Plant Services	58,185	3,770	54,415
Facility Acquisition and Construction	(42,025)	(57,597)	15,572
Ancillary Services	4,701	7,872	(3,171)
Community Services	30,523	32,023	(1,500)
Transfers Between Agencies	165	(311)	476
Interest on Long-Term Debt	46,295	26,378	19,917
Other Outgo	(2,621)	15,356	(17,977)
Business-Type Activities:			
Business Type Expenses	(10,921)	-	(10,921)
TOTAL NET COSTS OF SERVICES	<u>\$ 916,332</u>	<u>\$ 1,017,440</u>	<u>\$ (90,187)</u>

### 2014/2015 Summary of Revenues for Governmental Activities



### 2014/2015 Summary of Expenses for Governmental Activities



## Fund Balance Comparison

The District currently maintains the following funds:

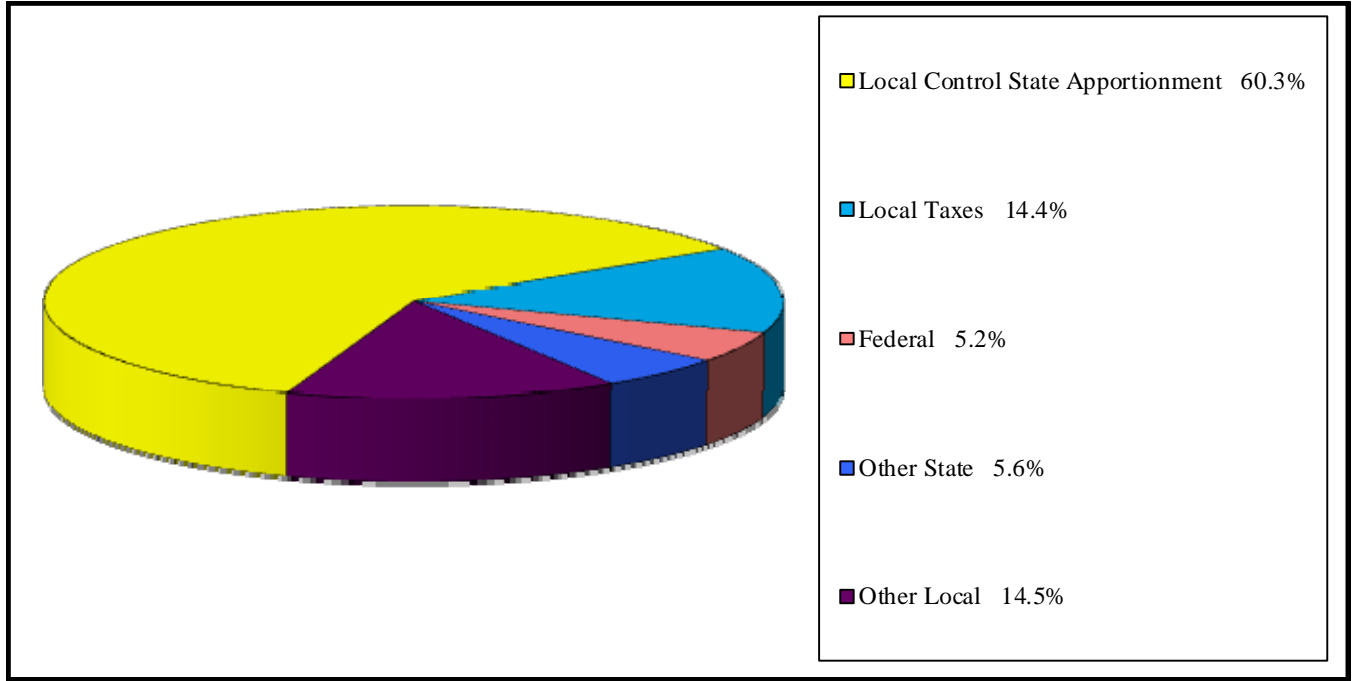
FUNDS	Ending Fund Balance		Net Change
	2015	2014	
Governmental:			
General	\$ 895,527	\$ 1,247,684	\$ (352,157)
Child Development	12,106	5,073	7,033
Cafeteria Special Revenue	9,177	9,295	(118)
Deferred Maintenance	843	614	229
Student Body	-	1,463	(1,463)
Building	1,043,461	681,769	361,692
Capital Facilities	26,625	23,364	3,261
Bond Interest and Redemption	16,872	16,272	600
Total Governmental	<u>2,004,611</u>	<u>1,985,534</u>	<u>19,077</u>
Proprietary:			
Enterprise:			
Cafeteria Enterprise	12,045	-	12,045
Total Proprietary	<u>12,045</u>	<u>-</u>	<u>12,045</u>
TOTAL FUNDS	<u>\$ 2,016,656</u>	<u>\$ 1,985,534</u>	<u>\$ 31,122</u>

## General Fund

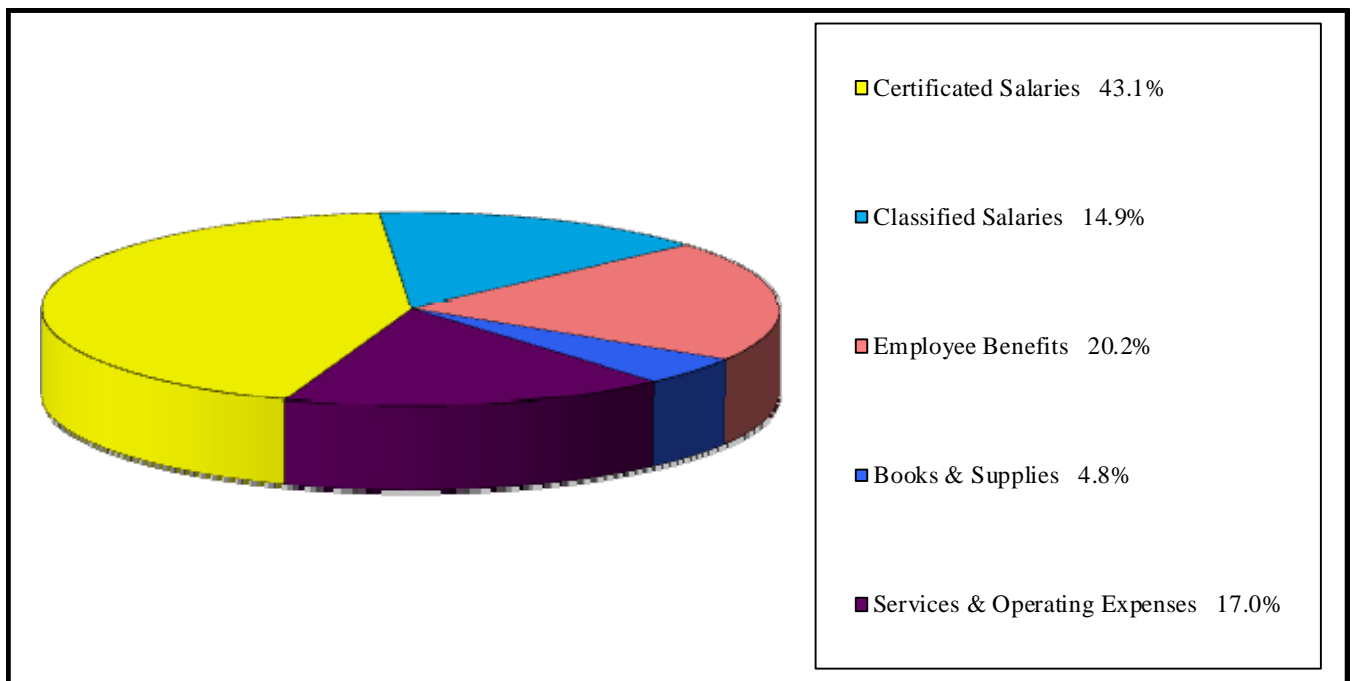
The General Fund, which includes Fund 17, made a \$345,000 transfer to the Building Fund during the year. Even though overall costs decreased and revenues increased, the fund experienced a slight decrease in excess of the transfer to Fund 21.

The following charts graphically depict revenues and expenditures, both by major object as well as by function.

### 2014/2015 General Fund Revenues

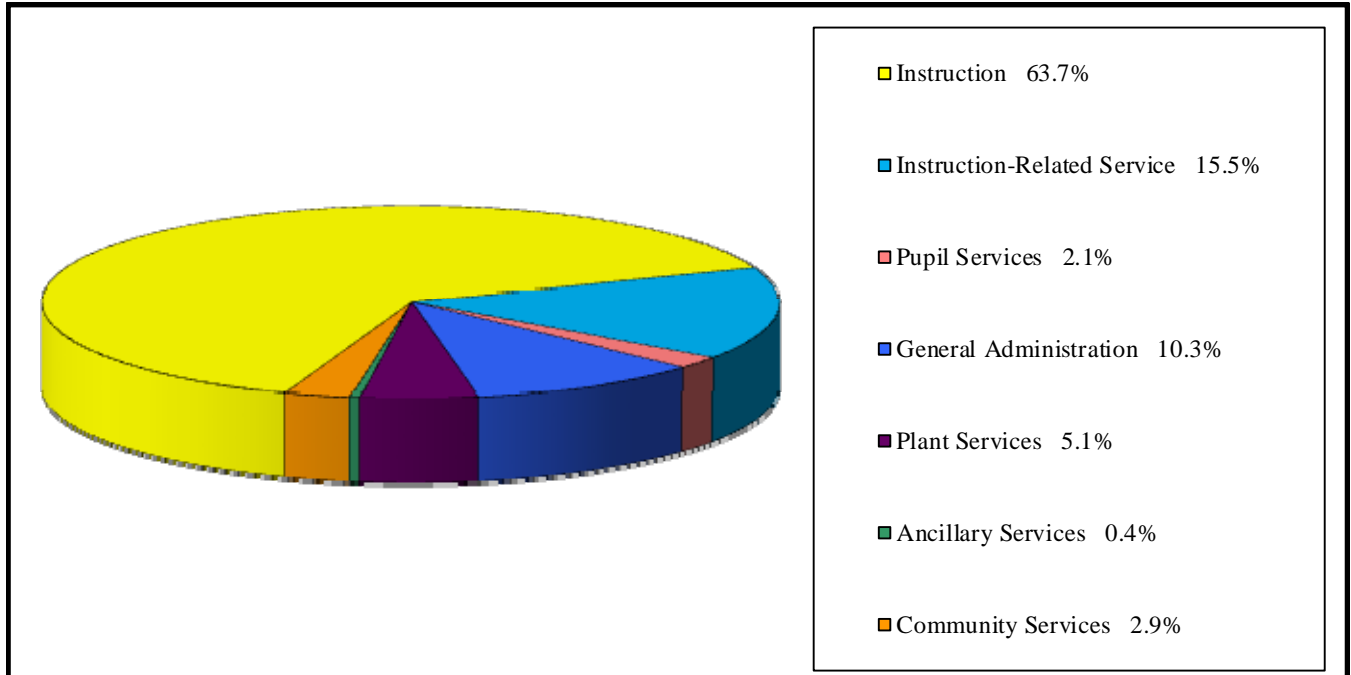


### 2014/2015 General Fund Expenditures by Object





## 2014/2015 General Fund Expenditures by Function



## Other Governmental Funds

Other governmental funds had the following activity and changes for the year ended June 30, 2015:

The Child Development Fund received more “slots” from the state which increased revenue. There was not a substantial increase in expenditures from the prior year.

The Cafeteria Special Revenue Fund experienced no significant changes during the year.

The Deferred Maintenance Fund experienced no significant changes during the year. The District continued to transfer LCFF dollars for their facility maintenance program.

The Building Fund received a \$345,000 transfer from the General Fund and a \$50,000 donation from the Moore Family Fund. There were minor administrative and construction costs during the year. The project is still on hold.

The Capital Facilities Fund had received one developer fee during the year. This helped increase the fund by 13%.

The Bond Interest and Redemption Fund had no substantial changes during the year. The first principal payment on the bond will begin in 2018.

## CAPITAL ASSETS AND DEBT ADMINISTRATION

### Capital Assets

At June 30, 2015, the District had \$506,673 invested, net of accumulated depreciation, in capital assets. Current year depreciation expense is \$20,793. Currently, the construction on the Multi-purchase project is on hold. The increase in "Construction in Progress" represents the administrative costs incurred as of 6/30/15.

	Governmental Activities		Net Change
	2015	2014	
<b>CAPITAL ASSETS</b>			
Construction In Progress	\$ 182,287	\$ 145,828	\$ 36,459
Land Improvements	115,548	115,548	-
Buildings And Improvements	871,092	871,092	-
Accumulated Depreciation	(662,254)	(641,461)	(20,793)
<b>NET CAPITAL ASSETS</b>	<b>\$ 506,673</b>	<b>\$ 491,007</b>	<b>\$ 15,666</b>

### Long-Term Debt

At year end, the District had \$1,724,678 in long-term debt. The increase in Long-Term Debt for June 30, 2014 has been restated in accordance with GASB 68. The General Obligation Bonds are held in the Bond Interest and Redemption Fund maintained by Santa Cruz County Treasurer. Changes are associated with the accrual and payment of interest. With the implementation of GASB 68, the District must reflect it's amount of unfunded STRS/PERS liability with the State of California. Currently, the District's Net Pension Liability or their portion of the unfunded STRS/PERS liability is \$743,304 which decreased by \$187,329 from 2014.

	Governmental Activities		Net Change
	2015	2014	
<b>LONG-TERM DEBT</b>			
General Obligation Bonds Payable	\$ 981,374	\$ 966,712	\$ 14,662
Net Pension Liability	743,304	930,633	(187,329)
<b>TOTAL LONG-TERM DEBT</b>	<b>\$ 1,724,678</b>	<b>\$ 1,897,345</b>	<b>\$ (172,667)</b>

The June 30, 2014 Net Pension Liability has been restated.

## **GENERAL FUND BUDGETARY HIGHLIGHTS**

The difference in the original versus final budget amounts and actual versus budget amounts is primarily due to the following:

- ❑ The District budget included the second Prop. 39 Energy Grant State revenue of \$50,000, but did not receive it during the year.
- ❑ The District received additional donations during the year. These donations were not included in the budget.
- ❑ The new Superintendent started after the beginning of the year. Salary and benefits costs were lower than budgeted.
- ❑ The July 1<sup>st</sup> budget did not include a One-time Special Education settlement of \$20,000 under services. At the end of the year, the expenditures under Prop. 39 Energy grant were not made lowering “Services and other operating expenditures” by \$75,000 from the budgeted amount.
- ❑ Because the final approval for the Prop. 39 Energy plan was not received, budgeted items under Capital Outlay were not expensed.

Over the course of the year, the District revises its annual budget to reflect unexpected changes in revenues and expenditures. The final amendment to the budget was approved June 17, 2015. A schedule of the District’s General Fund original and final budget amounts compared with actual revenues and expenditures is provided with the basic financial statements in the audited financial report.

## **ECONOMIC FACTORS AND NEXT YEAR’S BUDGETS AND RATES**

At the time these financial statements were prepared and audited, the District was aware of several circumstances that could affect its future financial health:

- ❑ During the summer, the District entered into a one-time settlement for Special Ed services. The total costs were approximately \$44,000. These costs were not included in the July 1<sup>st</sup> budget.
- ❑ The 2014/15 Superintendent left the District effective 8/31/15. An interim principal was in place for the start of the 2015/16 school year and a new Superintendent/Principal was hired after 10/31/15.
- ❑ In the Building Fund, an expense of \$11,500 was reversed and the fund will be credited with the returned dollars.

## **CONTACTING THE DISTRICT’S FINANCIAL MANAGEMENT**

This financial report is designed to provide our citizens, taxpayers, parents, participants, investors and creditors with a general overview of the District’s finances and to demonstrate the District’s accountability for the money it receives. If you have questions about this report, or need additional financial information, contact Eric Gross, P.O. Box H, 50 Ocean Street, Davenport, CA 95017, phone 831-425-7002.

FINANCIAL SECTION

PACIFIC ELEMENTARY SCHOOL DISTRICT  
STATEMENT OF NET POSITION  
JUNE 30, 2015

	Governmental Activities	Business-type Activities	Primary Government Total
<b>ASSETS</b>			
Cash and equivalents	\$ 2,034,381	\$ 13,153	\$ 2,047,534
Accounts receivable	40,820	-	40,820
Capital assets:			
Non-depreciable	182,287	-	182,287
Depreciable, net of accumulated depreciation	324,386	-	324,386
<b>Total Assets</b>	<b>\$ 2,581,874</b>	<b>\$ 13,153</b>	<b>\$ 2,595,027</b>
<b>DEFERRED OUTFLOWS OF RESOURCES</b>			
Deferred outflows of resources - Pensions	\$ 84,049	\$ -	\$ 84,049
<b>Total Deferred Outflows of Resources</b>	<b>\$ 84,049</b>	<b>\$ -</b>	<b>\$ 84,049</b>
<b>LIABILITIES</b>			
Accounts payable	\$ 69,592	\$ 1,108	\$ 70,700
Interest payable	12,798	-	12,798
Unearned revenue	998	-	998
Long-term debt:			
Due within one year	93,932	-	93,932
Due after one year	1,630,746	-	1,630,746
<b>Total Liabilities</b>	<b>\$ 1,808,066</b>	<b>\$ 1,108</b>	<b>\$ 1,809,174</b>
<b>DEFERRED INFLOWS OF RESOURCES</b>			
Deferred inflows of resources - Pensions	\$ 198,508	\$ -	\$ 198,508
<b>Total Deferred Inflows of Resources</b>	<b>\$ 198,508</b>	<b>\$ -</b>	<b>\$ 198,508</b>
<b>NET POSITION</b>			
Net Investment in capital assets	\$ (321,798)	\$ -	\$ (321,798)
Restricted for:			
Capital projects	1,070,086	-	1,070,086
Debt service	16,872	-	16,872
Educational programs	76,200	-	76,200
Other purposes (expendable)	10,020	-	10,020
Unrestricted	(192,031)	12,045	(179,986)
<b>Total Net Position</b>	<b>\$ 659,349</b>	<b>\$ 12,045</b>	<b>\$ 671,394</b>

The accompanying notes are an integral part of these financial statements.

**PACIFIC ELEMENTARY SCHOOL DISTRICT  
STATEMENT OF ACTIVITIES  
FOR THE YEAR ENDED JUNE 30, 2015**

Functions	Expenses	Program Revenues		Governmental Activities	Net (Expense) Revenue and Change in Net Position	
		Charges for Services	Operating Grants and Contributions		Business-type Activities	Primary Government Total
<b>GOVERNMENTAL ACTIVITIES</b>						
Instruction	\$ 803,244	\$ 25,887	\$ 203,126	\$ (574,231)		\$ (574,231)
Instruction-related services:						
Supervision of instruction	5,996	-	5,806	(190)		(190)
Instructional library, media and technology	6,430	-	-	(6,430)		(6,430)
School site administration	152,156	90	4,013	(148,053)		(148,053)
Pupil services:						
Food services	62,341	34,000	23,596	(4,745)		(4,745)
All other pupil services	21,737	4,894	24,968	8,125		8,125
General administration:						
All other general administration	108,850	24	2,320	(106,506)		(106,506)
Plant services	58,904	232	487	(58,185)		(58,185)
Facility acquisition and construction	-	13,551	28,474	42,025		42,025
Ancillary services	4,701	-	-	(4,701)		(4,701)
Community services	30,523	-	-	(30,523)		(30,523)
Transfers between agencies	165	-	-	(165)		(165)
Interest on long-term debt	46,295	-	-	(46,295)		(46,295)
Other outgo	-	845	1,776	2,621		2,621
Total Governmental Activities	<u>\$ 1,301,342</u>	<u>\$ 79,523</u>	<u>\$ 294,566</u>	<u>(927,253)</u>		<u>(927,253)</u>
<b>BUSINESS-TYPE ACTIVITIES</b>						
Food services	<u>\$ 15,234</u>	<u>\$ 5,267</u>	<u>\$ 20,888</u>		<u>\$ 10,921</u>	<u>10,921</u>
Total Business-Type Activities	<u>\$ 15,234</u>	<u>\$ 5,267</u>	<u>\$ 20,888</u>		<u>10,921</u>	<u>10,921</u>
<b>GENERAL REVENUES</b>						
Taxes and subventions:						
Property taxes levied for general purposes				156,634	-	156,634
Property taxes levied for debt service				32,194	-	32,194
Taxes levied for other specific purposes				1	-	1
Federal and state aid not restricted to specific purposes				675,213	-	675,213
Interest and investment earnings				6,082	50	6,132
Interagency revenues				848	-	848
Miscellaneous				82,459	-	82,459
Internal transfers				(1,074)	1,074	-
Total General Revenues				<u>952,357</u>	<u>1,124</u>	<u>953,481</u>
Change in Net Position				25,104	12,045	37,149
Net Position - Beginning - Restated				<u>634,245</u>	<u>-</u>	<u>634,245</u>
Net Position - Ending				<u>\$ 659,349</u>	<u>\$ 12,045</u>	<u>\$ 671,394</u>

The accompanying notes are an integral part of these financial statements.

PACIFIC ELEMENTARY SCHOOL DISTRICT  
GOVERNMENTAL FUNDS  
BALANCE SHEET  
JUNE 30, 2015

	General Fund	Child Development Fund	Building Fund	Other Governmental Funds	Total Governmental Funds
<b>ASSETS</b>					
Cash and equivalents	\$ 923,131	\$ 19,180	\$ 1,043,461	\$ 48,609	\$ 2,034,381
Accounts receivable	35,010	300	-	5,510	40,820
<b>Total Assets</b>	<b>\$ 958,141</b>	<b>\$ 19,480</b>	<b>\$ 1,043,461</b>	<b>\$ 54,119</b>	<b>\$ 2,075,201</b>
<b>LIABILITIES</b>					
Accounts payable	\$ 61,616	\$ 7,374	\$ -	\$ 602	\$ 69,592
Unearned Revenue	998	-	-	-	998
<b>Total Liabilities</b>	<b>62,614</b>	<b>7,374</b>	<b>-</b>	<b>602</b>	<b>70,590</b>
<b>FUND BALANCES</b>					
Restricted	64,094	12,106	1,043,461	52,674	1,172,335
Assigned					
Other assignments	298,773	-	-	-	298,773
Unassigned					
Reserve for economic uncertainties	75,000	-	-	-	75,000
Unassigned amount	457,660	-	-	-	457,660
<b>Total Fund Balance</b>	<b>895,527</b>	<b>12,106</b>	<b>1,043,461</b>	<b>53,517</b>	<b>2,004,611</b>
<b>Total Liabilities and Fund Balance</b>	<b>\$ 958,141</b>	<b>\$ 19,480</b>	<b>\$ 1,043,461</b>	<b>\$ 54,119</b>	<b>\$ 2,075,201</b>

The accompanying notes are an integral part of these financial statements.

PACIFIC ELEMENTARY SCHOOL DISTRICT  
RECONCILIATION OF THE GOVERNMENTAL FUNDS  
BALANCE SHEET TO THE STATEMENT OF NET POSITION  
JUNE 30, 2015

	Detail	Total
Total fund balances - governmental funds		\$ 2,004,611
<p>Amounts reported for governmental activities in the Statement of Net Position differ from amounts reported in governmental funds as follows:</p>		
<p>Capital Assets used in governmental activities are not financial resources and, therefore, are not reported in the governmental funds.</p>		
Historical cost of capital assets	\$ 1,168,927	
Accumulated depreciation	(662,254)	
		506,673
<p>Interest on long-term debt is not reported in the governmental funds until the period in which it matures and is paid. In the government-wide statement of activities, it is recognized in the period that it is incurred. The additional liabilities for the unmatured interest owing at the end of the period are included on the Statement of Net Position.</p>		
		(12,798)
<p>Contributions to pension plans made subsequent to the measurement date are reported as expenditures in governmental funds, however, these contributions are reported as deferred outflows of resources in the statement of net position.</p>		
		84,049
<p>Long-term liabilities are not due and payable in the current period and, therefore, are not reported as liabilities in the governmental funds. Long-term liabilities, net of unamortized premiums, discounts, and deferred charges, are included in the Statement of Net Position.</p>		
General obligation bonds payable	(981,374)	
Net pension liability	(743,304)	
		(1,724,678)
<p>The District's share of net differences between projected and actual earnings on plan investments are reported in the statement of net position as deferred inflows of resources.</p>		
		(198,508)
Total net position, governmental activities		\$ 659,349

The accompanying notes are an integral part of these financial statements.



PACIFIC ELEMENTARY SCHOOL DISTRICT  
GOVERNMENTAL FUNDS  
STATEMENT OF REVENUES, EXPENDITURES  
AND CHANGES IN FUND BALANCES  
FOR THE YEAR ENDED JUNE 30, 2015

	General Fund	Child Development Fund	Building Fund	Other Governmental Funds	Total Governmental Funds
<b>REVENUES</b>					
Local control sources:					
State apportionments	\$ 638,748	\$ -	\$ -	\$ -	\$ 638,748
Local sources	152,634	-	-	4,000	156,634
Federal	54,664	-	-	22,154	76,818
Other state	59,414	47,861	-	1,655	108,930
Other local	153,611	70,281	53,151	69,347	346,390
<b>Total Revenues</b>	<b>1,059,071</b>	<b>118,142</b>	<b>53,151</b>	<b>97,156</b>	<b>1,327,520</b>
<b>EXPENDITURES</b>					
Instruction	677,477	108,525	-	-	786,002
Instruction related services:					
Supervision of instruction	5,996	-	-	-	5,996
Instructional library, media, and technology	6,430	-	-	-	6,430
School site administration	152,150	760	-	-	152,910
Pupil services:					
Food services	-	-	-	62,341	62,341
All other pupil services	21,884	-	-	-	21,884
General administration:					
All other general administration	109,204	-	-	64	109,268
Plant services	54,508	624	-	3,772	58,904
Facility acquisition and construction	-	-	36,459	-	36,459
Ancillary services	4,701	-	-	-	4,701
Community services	30,676	-	-	-	30,676
Transfers between agencies	165	-	-	-	165
Interest on long-term debt	-	-	-	31,633	31,633
<b>Total Expenditures</b>	<b>1,063,191</b>	<b>109,909</b>	<b>36,459</b>	<b>97,810</b>	<b>1,307,369</b>
Excess (deficiency) of revenues over (under) expenditures	(4,120)	8,233	16,692	(654)	20,151
<b>OTHER FINANCING SOURCES (USES)</b>					
Operating transfers in	1,463	-	345,000	5,700	352,163
Operating transfers out - governmental funds	(349,500)	(1,200)	-	(1,463)	(352,163)
Operating transfers out - proprietary fund	-	-	-	(1,074)	(1,074)
<b>Total Other Financing Sources (Uses)</b>	<b>(348,037)</b>	<b>(1,200)</b>	<b>345,000</b>	<b>3,163</b>	<b>(1,074)</b>
Excess of revenues and other financing sources over (under) expenditures and other financing sources (uses)	(352,157)	7,033	361,692	2,509	19,077
Fund Balance - Beginning	1,247,684	5,073	681,769	51,008	1,985,534
Fund Balance - Ending	\$ 895,527	\$ 12,106	\$ 1,043,461	\$ 53,517	\$ 2,004,611

The accompanying notes are an integral part of these financial statements.

PACIFIC ELEMENTARY SCHOOL DISTRICT  
RECONCILIATION OF THE GOVERNMENTAL FUNDS STATEMENT  
OF REVENUES, EXPENDITURES, AND CHANGES IN  
FUND BALANCES TO THE STATEMENT OF ACTIVITIES  
FOR THE YEAR ENDED JUNE 30, 2015

	Detail	Total
Total change in fund balances - governmental funds		\$ 19,077
<p>Amounts reported for governmental activities differ from amounts reported in governmental funds as follows:</p>		
<p>Capital Outlays are reported as expenditures in governmental funds. However, in the statement of activities, the cost of those assets is allocated over their estimated useful lives as depreciation expense.</p>		
Capital outlay	\$ 36,459	
Depreciation expense	(20,793)	
		15,666
<p>Accreted interest on capital appreciation bonds is accrued as long-term debt in the government wide financials, increasing interest expense.</p>		
		(21,753)
<p>Debt issued at a premium or at a discount is recognized as an Other Financing Source or Other Financing Use in the period it is incurred in the governmental funds. In the government-wide statements, the premium or discount is amortized as interest over the life of the debt.</p>		
Amortization Expense		7,091
<p>Contributions to pension plans made subsequent to the measurement date are reported as expenditures in governmental funds, however, these contributions are reported as deferred outflows of resources in the statement of net position.</p>		
		84,049
<p>Changes in the net pension liability, deferred outflows of resources and deferred inflows of resources are reported as pension expenses in the statement of activities.</p>		
		(79,026)
Change in net position of governmental activities		\$ 25,104

The accompanying notes are an integral part of these financial statements.

PACIFIC ELEMENTARY SCHOOL DISTRICT  
 PROPRIETARY FUNDS  
 STATEMENT OF FUND NET POSITION  
 FOR THE YEAR ENDED JUNE 30, 2015

	Enterprise
	Business-type Activities
	Cafeteria Enterprise Fund
<b>ASSETS</b>	
Cash and equivalents	\$ 13,153
Total Assets	\$ 13,153
<b>LIABILITIES</b>	
Accounts payable	\$ 1,108
Total Liabilities	\$ 1,108
<b>NET POSITION</b>	
Unrestricted	\$ 12,045
Total Net Position	\$ 12,045

The accompanying notes are an integral part of these financial statements.

PACIFIC ELEMENTARY SCHOOL DISTRICT  
 PROPRIETARY FUNDS  
 STATEMENT OF REVENUES, EXPENSES  
 AND CHANGES IN FUND NET POSITION  
 FOR THE YEAR ENDED JUNE 30, 2015

	Enterprise
	Business-type Activities
	Cafeteria Enterprise Fund
OPERATING REVENUES	
Other operating revenues	\$ 26,155
Total Operating Revenues	26,155
OPERATING EXPENSES	
Books, supplies and equipment	15,234
Total Operating Expenses	15,234
Operating income (loss)	10,921
NON-OPERATING REVENUES (EXPENSES)	
Interest income	50
Total Non-Operating Revenue (Expenses)	50
Income before contributions and transfers	10,971
Transfers in	1,074
Change in Net Position	12,045
Net Position - Beginning	-
Net Position - Ending	\$ 12,045

The accompanying notes are an integral part of these financial statements.

PACIFIC ELEMENTARY SCHOOL DISTRICT  
 PROPRIETARY FUNDS  
 STATEMENT OF CASH FLOWS  
 FOR THE YEAR ENDED JUNE 30, 2015

	Enterprise
	Business-type Activities
	Cafeteria
	Enterprise Fund
<b>CASH FLOWS FROM OPERATING ACTIVITIES</b>	
Cash received from charges for services	\$ 5,267
Cash received from operating grants and contributions	20,888
Cash paid for supplies	(14,126)
Net cash provided (used) by operating activities	12,029
<b>CASH FLOWS FROM NON CAPITAL FINANCING ACTIVITIES</b>	
Transfers from (to) other funds	1,074
Net cash provided (used) by non capital financing activities	1,074
<b>CASH FLOWS FROM INVESTING ACTIVITIES</b>	
Interest on investments	50
Net cash provided (used) by investing activities	50
Net increase (decrease) in cash and cash equivalents	13,153
Cash and Cash Equivalents - Beginning	-
Cash and Cash Equivalents - Ending	\$ 13,153
Reconciliation of net operating income (loss) to net cash provided (used) by operating activities:	
Operating income (loss)	\$ 10,921
Adjustments to reconcile net operating income (loss) to net cash provided (used) by operating activities:	
Changes in assets and liabilities:	
Accounts payable	1,108
Net cash provided (used) by operating activities	\$ 12,029
<b>NON CASH TRANSACTIONS</b>	
There were no non-cash investing, capital, or financing activities.	

The accompanying notes are an integral part of these financial statements.

PACIFIC ELEMENTARY SCHOOL DISTRICT  
NOTES TO FINANCIAL STATEMENTS  
JUNE 30, 2015

**NOTE 1.     SIGNIFICANT ACCOUNTING POLICIES**

**A.   General Statement**

The Pacific Elementary School District (District) is a public educational agency operating under the applicable laws and regulations of the State of California. It is governed by a three member Board of Trustees (Board) elected by registered voters of the District, which comprises an area in in Santa Cruz County. The District was established in 1905 and serves students in grades K-6.

**B.   Accounting Policies**

The District prepares its basic financial statements in conformity with generally accepted accounting principles as prescribed by the Governmental Accounting Standards Board (GASB) and the American Institute of Certified Public Accountants (AICPA) and complies with the policies and procedures of the Department of Education's *California School Accounting Manual*.

**C.   Reporting Entity**

The Board is elected by the public and it has the authority to make decisions, appoint administrators and managers, and significantly influence operations. It also has the primary accountability for fiscal matters. The District is therefore a financial reporting entity as defined by the GASB in its Statement No. 14, *The Financial Reporting Entity*, as amended by GASB 39, *Determining Whether Certain Organizations Are Component Units*.

The District has reviewed criteria to determine whether other entities with activities that benefit the District should be included within its financial reporting entity. The criteria include, but are not limited to: whether the District exercises oversight responsibility (which includes financial interdependency, selection of governing authority, designation of management, ability to significantly influence operations, and accountability for fiscal matters), the scope of public service, and a special financing relationship.

The District has determined that no outside entity meets the above criteria, and therefore, no agency has been included as a component unit in the District's general-purpose financial statements. In addition, the District is not aware of any entity that would exercise such oversight responsibility that would result in the District being considered a component unit of that entity.

PACIFIC ELEMENTARY SCHOOL DISTRICT  
 NOTES TO FINANCIAL STATEMENTS  
 JUNE 30, 2015

**NOTE 1.      SIGNIFICANT ACCOUNTING POLICIES (Continued)**

**D. Future Implementation of New Accounting Pronouncements**

The following is a summary of the upcoming GASB Statements that may have an impact on the District's future reporting at the time of this report in order of implementation date:

Statement Number	Title	Effective for Periods beginning after:	Description
GASB 72	Fair Value Measurement and Application	June 15, 2015	<p>This Statement addresses accounting and financial reporting issues related to fair value measurements. The definition of fair value is the price that would be received to sell an asset or paid to transfer a liability in an orderly transaction between market participants at the measurement date. This Statement provides guidance for determining a fair value measurement for financial reporting purposes. This Statement also provides guidance for applying fair value to certain investments and disclosures related to all fair value measurements.</p>
GASB 73	Accounting and Financial Reporting for Pensions - an amendment of GASB Statement No. 27	June 15, 2015	<p>The objective of this Statement is to improve the usefulness of information about pensions included in the general purpose external financial reports of state and local governments for making decisions and assessing accountability. This Statement results from a comprehensive review of the effectiveness of existing standards of accounting and financial reporting for all postemployment benefits with regard to providing decision-useful information, supporting assessments of accountability and interperiod equity, and creating additional transparency.</p> <p>This Statement establishes requirements for defined benefit pensions that are not within the scope of Statement No. 68, Accounting and Financial Reporting for Pensions, as well as for the assets accumulated for purposes of providing those pensions. In addition, it establishes requirements for defined contribution pensions that are not within the scope of Statement 68. It also amends certain provisions of Statement No. 67, Financial Reporting for Pension Plans, and Statement 68 for pension plans and pensions that are within their respective scopes.</p> <p>The requirements of this Statement extend the approach to accounting and financial reporting established in Statement 68 to all pensions, with modifications as necessary to reflect that for accounting and financial reporting purposes, any assets accumulated for pensions that are provided through pension plans that are not administered through trusts that meet the criteria specified in Statement 68 should not be considered pension plan assets. It also requires that information similar to that required by Statement 68 be included in notes to financial statements and required supplementary information by all similarly situated employers and nonemployer contributing entities.</p> <p>This Statement also clarifies the application of certain provisions of Statements 67 and 68 with regard to the following issues:</p> <ol style="list-style-type: none"> <li>1. Information that is required to be presented as notes to the 10-year schedules of required supplementary information about investment-related factors that significantly affect trends in the amounts reported.</li> <li>2. Accounting and financial reporting for separately financed specific liabilities of individual employers and nonemployer contributing entities for defined benefit pensions.</li> <li>3. Timing of employer recognition of revenue for the support of nonemployer contributing entities not in a special funding situation.</li> </ol>

PACIFIC ELEMENTARY SCHOOL DISTRICT  
 NOTES TO FINANCIAL STATEMENTS  
 JUNE 30, 2015

**NOTE 1.      SIGNIFICANT ACCOUNTING POLICIES (Continued)**

Statement Number	Title	Effective for Periods beginning after:	Description
GASB 74	Financial Reporting for Postemployment Benefit Plans Other Than Pension Plans	June 15, 2016	<p>The objective of this Statement is to improve the usefulness of information about postemployment benefits other than pensions (other postemployment benefits or OPEB) included in the general purpose external financial reports of state and local governmental OPEB plans for making decisions and assessing accountability. This Statement results from a comprehensive review of the effectiveness of existing standards of accounting and financial reporting for all postemployment benefits (pensions and OPEB) with regard to providing decision-useful information, supporting assessments of accountability and interperiod equity, and creating additional transparency.</p> <p>This Statement replaces Statements No. 43, Financial Reporting for Post-employment Benefit Plans Other Than Pension Plans, as amended, and No. 57, OPEB Measurements by Agent Employers and Agent Multiple-Employer Plans. It also includes requirements for defined contribution OPEB plans that replace the requirements for those OPEB plans in Statement No. 25, Financial Reporting for Defined Benefit Pension Plans and Note Disclosures for Defined Contribution Plans, as amended, Statement 43, and Statement No. 50, Pension Disclosures.</p> <p>The scope of this Statement includes OPEB plans—defined benefit and defined contribution—administered through trusts that meet the following criteria:</p> <ul style="list-style-type: none"> <li>• Contributions from employers and nonemployer contributing entities to the OPEB plan and earnings on those contributions are irrevocable.</li> <li>• OPEB plan assets are dedicated to providing OPEB to plan members in accordance with the benefit terms.</li> <li>• OPEB plan assets are legally protected from the creditors of employers, nonemployer contributing entities, and the OPEB plan administrator. If the plan is a defined benefit OPEB plan, plan assets also are legally protected from creditors of the plan members.</li> </ul> <p>This Statement also includes requirements to address financial reporting for assets accumulated for purposes of providing defined benefit OPEB through OPEB plans that are not administered through trusts that meet the specified criteria.</p>
GASB 76	The Hierarchy of Generally Accepted Accounting Principles for State and Local Governments	June 15, 2015	<p>The objective of this Statement is to identify—in the context of the current governmental financial reporting environment—the hierarchy of generally accepted accounting principles (GAAP). The “GAAP hierarchy” consists of the sources of accounting principles used to prepare financial statements of state and local governmental entities in conformity with GAAP and the framework for selecting those principles. This Statement reduces the GAAP hierarchy to two categories of authoritative GAAP and addresses the use of authoritative and nonauthoritative literature in the event that the accounting treatment for a transaction or other event is not specified within a source of authoritative GAAP.</p> <p>This Statement supersedes Statement No. 55, The Hierarchy of Generally Accepted Accounting Principles for State and Local Governments. The requirements of this Statement are effective for financial statements for periods beginning after June 15, 2015, and should be applied retroactively. Earlier application is permitted.</p>

The provisions of these Statements generally are required to be applied retroactively for all periods presented. Early application, if allowable, was not adopted.



PACIFIC ELEMENTARY SCHOOL DISTRICT  
NOTES TO FINANCIAL STATEMENTS  
JUNE 30, 2015

**NOTE 1.     SIGNIFICANT ACCOUNTING POLICIES (Continued)**

**E. Basis of Presentation**

**1. Government-Wide Financial Statements**

The government-wide financial statements (i.e., the statement of net position and the statement of activities) report information on all of the nonfiduciary activities of the District and its component units. Governmental activities, which normally are supported by taxes and intergovernmental revenues, are reported separately from business-type activities, which rely to a significant extent on fees and charges for support. Likewise, the primary government is reported separately from certain legally separate component units for which the primary government is financially accountable.

The government-wide statement of activities presents a comparison between direct expenses and program revenues for each function or program of the District's governmental activities. Direct expenses are those that are specifically associated with a service, program, or department and are therefore clearly identifiable to a particular function. The District does not allocate indirect expenses to functions in the statement of activities. Program revenues include charges paid by the recipients of goods or services offered by a program, as well as grants and contributions that are restricted to meeting the operational or capital requirements of a particular program. Revenues which are not classified as program revenues are presented as general revenues of the District, with certain limited exceptions. The comparison of direct expenses with program revenues identifies the extent to which each governmental function is self-financing or draws from the general revenues of the District.

**2. Fund Financial Statements**

The financial transactions of the District are reported in individual funds in the fund financial statements. Each fund is accounted for by providing a separate set of self-balancing accounts that comprises its assets, liabilities, reserves, fund equity, revenues and expenditures or expenses, as appropriate.

The emphasis in fund financial statements is on the major funds in the activities categories. Non-major funds by category are summarized in to a single column. GASB Statement No. 34 sets forth minimum criteria (percentage of the assets, liabilities, revenues or expenditures/expenses of either fund category or the governmental and enterprise funds combined) for the determination of major funds. The non-major funds are combined in a column in the fund financial statements.

The District's accounts are organized into major and non-major governmental funds as follows:

**a. Major Governmental Funds**

The *General Fund* is the general operating fund of the District. It is used to account for all financial resources except those required to be accounted for in another fund.

The *Child Development Fund* is used to account for resources committed to child development programs maintained by the District.

The *Building Fund* is used to account for the acquisition of major governmental capital facilities and buildings funded primarily with proceeds from the sale of bonds.

PACIFIC ELEMENTARY SCHOOL DISTRICT  
NOTES TO FINANCIAL STATEMENTS  
JUNE 30, 2015

**NOTE 1.     SIGNIFICANT ACCOUNTING POLICIES (Continued)**

b. Non-major Governmental Funds

*Special Revenue Funds* are used to account for the proceeds of specific revenue sources that are legally restricted to expenditures for specific purposes. The District maintains the following non-major special revenue funds:

The *Cafeteria Fund* is used to account for revenues and expenditures associated with the District's food service program.

The *Deferred Maintenance Fund* is used for the purpose of major repair or replacement of the District's facilities.

The *Student Body Fund* is used to account for the proceeds of Board approved student activities and student body approved expenditures.

*Capital Projects Funds* are used to account for the acquisition and construction of all major governmental capital assets. The District maintains the following non-major capital projects fund:

The *Capital Facilities Fund* is used to account for resources received from developer impact fees assessed under provisions of the California Environmental Quality Act (CEQA).

*Debt Service Funds* are used to account for the accumulation of resources for, and the debt service payments related to, the District's debt issuances. The District maintains the following non-major debt service fund:

The *Bond Interest and Redemption Fund* is maintained by the County Treasurer and is used to account for both the accumulation of resources from ad valorem tax levies and the interest payments and redemption of principal of the District's general obligation bond issuance as discussed later in the Notes to Financial Statements.

c. Proprietary Funds

Operating revenues in the proprietary funds are those revenues that are generated from the primary operations of the fund. All other revenues are reported as non-operating revenues. Operating expenses are those expenses that are essential to the primary operations of the fund. All other expenses are reported as non-operating expenses.

For purposes of the statement of cash flows, the District considers all highly liquid investments (including restricted assets) with a maturity when purchased of three months or less and all local government investment pools to be cash equivalents.

*Enterprise Funds* are used to account for services provided to users on a cost-recovery basis. The District maintains the following non-major enterprise fund:

The *Cafeteria Enterprise Fund* is used to account for revenues received and expenditures made to operate the District cafeterias.

PACIFIC ELEMENTARY SCHOOL DISTRICT  
NOTES TO FINANCIAL STATEMENTS  
JUNE 30, 2015

**NOTE 1.     SIGNIFICANT ACCOUNTING POLICIES** (Continued)

F. Basis of Accounting

Basis of accounting refers to when transactions are recorded in the financial records and reported in the financial statements. The government-wide financial statements are reported using the economic resources measurement focus and the accrual basis of accounting, as are the proprietary fund financial statements.

Governmental funds are reported using the current financial resources measurement focus and the modified accrual basis of accounting.

1. Revenues - Exchange and Non-exchange Transactions

Revenue resulting from exchange transactions, in which each party gives and receives essentially equal value, is recorded under the accrual basis when the exchange takes place. Under the modified accrual basis, revenue is recorded in the fiscal year in which the resources are measurable and become available. "Available" means the resources will be collected within the current fiscal year or are expected to be collected soon enough thereafter to be used to pay liabilities of the current fiscal year. For the District, "available" means collectable within the current period or with 45, 60, 90 days after year-end, depending on the revenue source. However, to achieve comparability of reporting among California Districts and so as not to distort normal revenue patterns, with specific respect to reimbursement grants and corrections to state aid apportionments, the California Department of Education has defined available as collectible within one year.

Non-exchange transactions are those in which the District receives value without directly giving equal value in return; include property taxes, grants, and entitlements. Under the accrual basis, revenue from property taxes is recognized in the fiscal year for which the taxes are levied. Revenue from grants and entitlements is recognized in the fiscal year in which all eligibility requirements have been satisfied. Eligibility requirements include timing requirements, which specify the year when the resources are to be used or the fiscal year when use is first permitted; matching requirements, in which the District must provide local resources to be used for a specific purpose; and expenditure requirements, in which the resources are provided to the District on a reimbursement basis. Under the modified accrual basis, revenue from non-exchange transactions must also be available before it can be recognized.

2. Unearned Revenue

Unearned revenue arises when assets are received before revenue recognition criteria have been satisfied. Grants and entitlements received before eligibility requirements are met are recorded as unearned revenue. On governmental fund financial statements, receivables associated with non-exchange transactions that will not be collected within the availability period have also been recorded as unearned revenue.

PACIFIC ELEMENTARY SCHOOL DISTRICT  
NOTES TO FINANCIAL STATEMENTS  
JUNE 30, 2015

**NOTE 1.     SIGNIFICANT ACCOUNTING POLICIES** (Continued)

3. Expenses/Expenditures

Under the accrual basis of accounting, expenses are recognized at the time they are incurred. However, the measurement focus of governmental fund accounting is on decreases in the net financial resources (expenditures) rather than expenses. Expenditures are generally recognized in the accounting period in which the related fund liability is incurred, if measurable. Allocations of cost, such as depreciation and amortization, are not recognized on governmental fund financial statements.

G. Budgets and Budgetary Accounting

Annual budgets are adopted on a basis consistent with accounting principles generally accepted in the United States of America for all governmental funds. By state law, the District's governing board must adopt a final budget no later than July 1. A public hearing must be conducted to receive comments prior to adoption. The District's governing board satisfied these requirements.

These budgets are revised by the District's governing board and District superintendent during the year to give consideration to unanticipated revenue and expenditures. The original and final revised budgets for the General Fund are presented as required supplementary information in these financial statements.

Formal budgetary integration was employed as a management control device during the year for all budgeted funds. The District employs budget control by minor object and by individual appropriation accounts. Expenditures cannot legally exceed appropriations by major object account.

H. Encumbrances

Encumbrance accounting is used in all budgeted funds to reserve portions of applicable appropriations for which commitments have been made. Encumbrances are recorded for purchase orders, contracts, and other commitments when they are written. Encumbrances are liquidated when the commitments are paid. All encumbrances are liquidated on June 30.

I. Assets, Liabilities, and Equity

1. Cash and Equivalents

The District considers all highly liquid investments with a maturity of three months or less at the time of purchase to be cash equivalents.

2. Receivables

Accounts receivable in governmental fund types consist primarily of receivables from federal, state and local governments for various programs.

PACIFIC ELEMENTARY SCHOOL DISTRICT  
NOTES TO FINANCIAL STATEMENTS  
JUNE 30, 2015

**NOTE 1.     SIGNIFICANT ACCOUNTING POLICIES (Continued)**

3. Prepaid Expenditures

The District has the option of reporting expenditures for prepaid items in governmental funds either when paid or during the benefiting period. The District has chosen to report the expenditure when paid and, therefore, no asset is reported.

4. Capital Assets

Capital assets are those purchased or acquired with an original cost of \$20,000 or more and are reported at historical cost or estimated historical cost. Contributed assets are reported at fair market value as of the date received. Additions, improvements, and other capital outlays that significantly extend the useful life of an asset are capitalized. The costs of normal maintenance and repairs that do not add to the value of the assets or materially extend the asset's lives are not capitalized, but are expensed as incurred. Depreciation on all capital assets is computed using a straight-line basis and an annual convention over the following estimated useful lives:

Land improvements	20
Buildings and improvements	20 - 50

5. Compensated Absences

Accumulated sick leave benefits are not recognized as liabilities of the District. The District's policy is to record sick leave as an operating expense in the period taken, since such benefits do not vest, nor is payment probable; however, unused sick leave is added to the creditable service period for calculation of retirement benefits when the employee retires.

6. Pensions

For purposes of measuring the net pension liability and deferred outflows/inflows of resources related to pensions, and pension expense, information about the fiduciary net position of the District's plans (Plans) and additions to/deductions from the Plans' fiduciary net position have been determined on the same basis as they are reported by the State Teachers' Retirement System (STRS) and the California Public Employees' Retirement System (CalPERS). For this purpose, benefit payments (including refunds of employee contributions) are recognized when due and payable in accordance with the benefit terms. Investments are reported at fair value.

7. Accrued Liabilities and Long-Term Obligations

All payables, accrued liabilities and long-term obligations are reported in the government-wide financial statements. In general, governmental fund payables and accrued liabilities that, once incurred, are paid in a timely manner and in full from current financial resources are reported as obligations of the funds. The District reports long-term obligations of governmental funds at face value in the government-wide financial statements.

In the fund financial statements, governmental funds recognize bond premiums and discounts as well as bond issuance costs, during the current period. The face amount of the debt issued is reported as other financing sources.

PACIFIC ELEMENTARY SCHOOL DISTRICT  
NOTES TO FINANCIAL STATEMENTS  
JUNE 30, 2015

**NOTE 1.     SIGNIFICANT ACCOUNTING POLICIES (Continued)**

8. Deferred Outflows/Inflows of Resources

In addition to assets, the statement of financial position will sometimes report a separate section for deferred outflows of resources. This separate financial statement element, deferred outflows of resources, represents a consumption of net position or fund balance that applies to a future period(s) and thus, will not be recognized as an outflow of resources (expense/expenditure) until then.

In addition to liabilities, the statement of financial position will sometimes report a separate section for deferred inflows of resources. This separate financial statement element, deferred inflows of resources, represents an acquisition of net position or fund balance that applies to a future period(s) and so will not be recognized as an inflow of resources (revenue) until that time.

9. Fund Balance Classifications

The governmental fund financial statements present fund balances based on a classification hierarchy that depicts the extent to which the District is bound by spending constraints imposed on the use of its resources. The classifications used in the governmental fund financial statements are as follows:

a. Nonspendable Fund Balance

The nonspendable fund balance classification reflects amounts that are not in spendable form. Examples include inventory and prepaid items. This classification also reflects amounts that are in spendable form but that are legally or contractually required to remain intact.

b. Restricted Fund Balance

The committed fund balance classification reflects amounts subject to internal constraints self-imposed by formal action of the highest level of decision-making authority. The governing board is the highest level of decision-making authority for the District. Commitments may be established, modified, or rescinded only through resolutions or other action as approved by the governing board.

c. Committed Fund Balance

The committed fund balance classification reflects amounts subject to internal constraints self-imposed by formal action of the highest level of decision-making authority. The constraints giving rise to committed fund balance must be imposed no later than the end of the fiscal year. The actual amounts may be determined subsequent to that date but prior to the issuance of the financial statements.

d. Assigned Fund Balance

The assigned fund balance classification reflects amounts that the District intends to be used for specific purposes. Assignments may be established either by the Board of Trustees or by a designee of the Board of Trustees, and are subject to neither the restricted nor committed levels of constraint.

PACIFIC ELEMENTARY SCHOOL DISTRICT  
NOTES TO FINANCIAL STATEMENTS  
JUNE 30, 2015

**NOTE 1.**     SIGNIFICANT ACCOUNTING POLICIES (Continued)

Constraints giving rise to assigned fund balance are not required to be imposed, modified, or removed by formal action of the highest level of decision-making authority. The action may be delegated to another body or official.

e. Unassigned Fund Balance and Minimum Fund Balance Policy

In the General Fund only, the unassigned fund balance classification reflects the residual balance that has not been assigned to other funds and that is not restricted, committed, or assigned to specific purposes.

The Reserve for Economic Uncertainties maintained by the District pursuant to the Criteria and Standards for fiscal solvency adopted by the State Board of Education is a stabilization-like arrangement of the "minimum fund balance policy" type. The Reserve for Economic Uncertainties does not meet the criteria to be reported as either restricted or committed because it is not an externally enforceable legal requirement, and because even where the Reserve for Economic Uncertainties is established by formal action of the District's highest level of decision-making authority, the circumstances in which the Reserve for Economic Uncertainties might be spent are by their nature neither specific nor non-routine. For this reason, the Reserve for Economic Uncertainties is reported as unassigned fund balance.

The District is committed to maintaining a prudent level of financial resources to protect against the need to reduce service levels because of temporary revenue shortfalls or unpredicted expenditures. The Board intends to maintain a minimum fund balance of 10% of the District's General Fund annual operating expenditures. If a fund balance drops below 10%, it shall be recovered at a rate of 1% minimally, each year.

The District's policy regarding the order in which spendable fund balances are spent when more than one classification is available for a specific purpose is that they are spent in restricted, committed, assigned, and then unassigned order.

10. Property Taxes

Secured property taxes attach as an enforceable lien on property as of January 1, and are payable in two installments on December 10 and April 10. Unsecured property taxes are payable in one installment on or before August 31. The County of Santa Cruz bills and collects the taxes for the District. Tax revenues are recognized by the District when received.

J. Estimates

The preparation of financial statements in conformity with generally accepted accounting principles requires management to make estimates and assumptions that affect the reported amounts of assets and liabilities and disclosure of contingent assets and liabilities at the date of the financial statements and reported amounts of revenues and expenditures during the reporting period. Actual amounts could differ from those estimates.

PACIFIC ELEMENTARY SCHOOL DISTRICT  
 NOTES TO FINANCIAL STATEMENTS  
 JUNE 30, 2015

**NOTE 2. CASH AND EQUIVALENTS**

Cash and equivalents at June 30, 2015 are classified in the accompanying financial statements as follows:

	Governmental Activities	Business-type Activities	Primary Government Total
Cash and Equivalents			
Pooled Funds:			
Cash in county treasury	\$ 2,034,381	\$ 13,153	\$ 2,047,534
Total Cash and Equivalents	\$ 2,034,381	\$ 13,153	\$ 2,047,534

**A. Cash in County Treasury**

In accordance with *Education Code* 41001, the District maintains substantially all of its cash in the Santa Cruz County Treasury (the Treasury). The Treasury pools these funds with those of other districts in the County and invests the cash. The share of each fund in the pooled cash account is separately accounted for and interest earned is apportioned quarterly to funds that are legally required to receive interest based on the relationship of a fund's daily balance to the total of pooled cash and investments.

Participants' equity in the investment pool is determined by the dollar amount of the participant deposits, adjusted for withdrawals and distributed income. This method differs from the fair value method used to value investments in these financial statements in that unrealized gains or losses are not distributed to pool participants.

In accordance with GASB Statement No. 31, Accounting and Financial Reporting for Certain Investments and for External Investment Pools, Investments were stated at cost, as the fair market value adjustment at the year-end was immaterial.

The Treasury is authorized to deposit cash and invest excess funds by *California Government Code* Section 53648 et seq. The funds maintained by the Treasury are either secured by federal depository insurance or are collateralized.

The Treasury is restricted by *Government Code* Section 53635, pursuant to Section 53601, to invest in time deposits; U.S. government securities; state registered warrants, notes or bonds; the State Treasurer's investment pool; bankers' acceptances; commercial paper; negotiable certificates of deposit; and repurchase or reverse repurchase agreements.

**B. Investments Authorized by the District's Investment Policy**

The table below identifies the investment types authorized for the District by the *California Government Code* Section 53601. This table also identifies certain provisions of the *California Government Code* that address interest rate risk, credit risk, and concentration of credit risk.



PACIFIC ELEMENTARY SCHOOL DISTRICT  
 NOTES TO FINANCIAL STATEMENTS  
 JUNE 30, 2015

**NOTE 2. CASH AND EQUIVALENTS (Continued)**

<u>Authorized Investment Type</u>	<u>Maximum Maturity</u>	<u>Maximum Percentage of Portfolio</u>	<u>Maximum Investment in One Issuer</u>
Local Agency Bonds or Notes	5 years	None	None
Registered State Bonds, Notes, Warrants	5 years	None	None
U.S. Treasury Obligations	5 years	None	None
U.S. Agency Securities	5 years	None	None
Bankers Acceptance	180 days	40%	30%
Commercial Paper	270 days	25%	10%
Negotiable Certificates of Deposit	5 years	30%	None
Repurchase Agreements	1 year	None	None
Reverse Repurchase Agreements	92 days	20%	None
Medium-Term Corporate Notes	5 years	30%	None
Mutual Funds	n/a	20%	10%
Mortgage Pass through Securities	5 years	20%	None
Joint Power Authority Pools	5 years	20%	None
County Pooled Investment Funds	n/a	None	None
Local Agency Investment Funds (LAIF)	n/a	None	None

**C. Interest Rate Risk**

Interest rate risk is the risk that changes in market interest rates will adversely affect the fair value of an investment. Generally, the longer the maturity of an investment, the greater the sensitivity of its fair values to changes in market interest rates. As of June 30, 2015, the weighted average maturity of the investments contained in the Treasury investment pool was 453 days.

**D. Credit Risk**

Generally, credit risk, is the risk that an issuer of an investment will not fulfill its obligation to the holder of the investment. This is measured by the assignment of a rating by a nationally recognized statistical rating organization. The County Treasury investment pool does not have a rating provided by a nationally recognized statistical rating organization.

**E. Custodial Credit Risk – Deposits**

This is the risk that in the event of a bank failure, the District's deposits may not be returned to it. The District does not have a formal policy for custodial credit risk for deposits.

Cash balances in banks and revolving funds are insured up to \$250,000 by the Federal Deposit Insurance Corporation (FDIC). California law also allows financial institutions to secure public deposits by pledging first trust deed mortgage notes having a value of 150 percent of the secured public deposits and letters of credit issued by the Federal Home Loan Bank of San Francisco having a value of 105 percent of the secured deposits. As of June 30, 2015, the District's bank balances were fully insured.

PACIFIC ELEMENTARY SCHOOL DISTRICT  
 NOTES TO FINANCIAL STATEMENTS  
 JUNE 30, 2015

**NOTE 2. CASH AND EQUIVALENTS (Continued)**

**F. Custodial Credit Risk – Investments**

This is the risk that, in the event of the failure of the counterparty, the District will not be able to recover the value of its investments or collateral securities that are in possession of an outside party. The *California Government Code* and the District’s investment policy do not contain legal or policy requirements that would limit the exposure to custodial credit risk for investments.

**NOTE 3. INTERFUND TRANSACTIONS**

Interfund transactions are reported as either loans, services provided, reimbursements, or transfers. Loans are reported as interfund receivables and payables, as appropriate, and are subject to elimination upon consolidation. Services provided, deemed to be at market or near market rates, are treated as revenues and expenditures/expenses. Reimbursements occur when one fund incurs a cost, charges the appropriate benefiting fund, and reduces its related cost as a reimbursement. All other interfund transactions are treated as transfers. Transfers among governmental funds are netted as part of the reconciliation to the government wide financial statements.

**A. Interfund Transfers**

Permanent reallocations of resources between funds of the reporting District are classified as interfund transfers. As of June 30, 2015, interfund transfers are as follows:

<u>Transfers In</u>	<u>Transfers Out</u>	<u>Amount</u>	<u>Purpose</u>
Cafeteria Fund	General Fund	\$ 1,000	To transfer recreation costs to Cafeteria.
Cafeteria Fund	General Fund	3,500	The General Fund supports the Cafeteria program under the old TIIB grant.
Cafeteria Fund	Child Development Fund	1,200	To reimburse for costs of meals served.
Building Fund	General Fund	345,000	Board approved transfer for the new Multi-purpose building.
Business Type Fund	Cafeteria Fund	1,074	To transfer balance of FOFL to Business type fund.
General Fund	Student Body Fund	1,463	To close Associated Student Body Account.
Total		<u>\$ 353,237</u>	

PACIFIC ELEMENTARY SCHOOL DISTRICT  
 NOTES TO FINANCIAL STATEMENTS  
 JUNE 30, 2015

**NOTE 4. CAPITAL ASSETS**

The changes in capital assets for the year ended June 30, 2015, are shown below:

	<u>Balance July 1, 2014</u>	<u>Additions</u>	<u>Decreases</u>	<u>Balance June 30, 2015</u>
Capital Assets Not Being Depreciated:				
Construction in progress	\$ 145,828	\$ 36,459	\$ -	\$ 182,287
Total Capital Assets Not Being Depreciated	<u>145,828</u>	<u>36,459</u>	<u>-</u>	<u>182,287</u>
Capital Assets Being Depreciated:				
Land improvements	115,548	-	-	115,548
Buildings and improvements	871,092	-	-	871,092
Total Capital Assets Being Depreciated	<u>986,640</u>	<u>-</u>	<u>-</u>	<u>986,640</u>
Less Accumulated Depreciation for:				
Land improvements	(115,548)	-	-	(115,548)
Buildings and improvements	(525,913)	(20,793)	-	(546,706)
Total Accumulated Depreciation	<u>(641,461)</u>	<u>(20,793)</u>	<u>-</u>	<u>(662,254)</u>
Total Capital Assets Being Depreciated, Net	<u>345,179</u>	<u>(20,793)</u>	<u>-</u>	<u>324,386</u>
Total Governmental Activities Capital Assets, Net	<u>\$ 491,007</u>	<u>\$ 15,666</u>	<u>\$ -</u>	<u>\$ 506,673</u>

Depreciation expense was charged to governmental activities as follows:

Instruction	<u>\$ 20,793</u>
Total Depreciation Expense	<u>\$ 20,793</u>

PACIFIC ELEMENTARY SCHOOL DISTRICT  
NOTES TO FINANCIAL STATEMENTS  
JUNE 30, 2015

**NOTE 5. GENERAL OBLIGATION BONDS**

In August 2013, the District issued General Obligation Bonds in the amount of \$828,471 for the purpose of financing the renovation, construction and improvement of school facilities in the District. The bonds were authorized pursuant to the election of the registered voters of the District held on November 6, 2012, and are payable from the ad valorem taxes to be levied annually upon all properties subject to taxation by the District. The current interest and capital appreciation bonds interest rates range between 5.25% and 12.00%. The bonds are scheduled to mature through August 2052.

The outstanding bonded debt of the District as of June 30, 2015 is as follows:

General Obligation Bonds	Date of Issuance	Interest Rate %	Maturity Date August 1	Amount of Original Issue	Outstanding Principal and Accreted Interest June 30, 2014	Current Year Additions	Accreted Interest Current Year	Redeemed Current Year	Balance June 30, 2015
2012 Current Interest	2013	5.25	2052	\$ 585,000	\$ 585,000	\$ -	\$ -	\$ -	\$ 585,000
2012 Capital Appreciation	2013	8.00 - 12.00	2047	1,635,000	263,551	-	21,753	-	285,304
Totals					<u>\$ 848,551</u>	<u>\$ -</u>	<u>\$ 21,753</u>	<u>\$ -</u>	<u>\$ 870,304</u>

Future debt service requirements related to this liability will continue to be accounted for in the District's Bond Interest and Redemption Fund and are as follows:

For the Year Ended June 30:	Principal and Accreted Interest	Future Interest	Total
2016	\$ -	\$ 30,714	\$ 30,714
2017	-	30,714	30,714
2018	-	30,714	30,714
2019	14,009	36,705	50,714
2020	-	30,714	30,714
2021 - 2025	36,489	187,081	223,570
2026 - 2030	46,400	237,170	283,570
2031 - 2035	52,984	320,586	373,570
2036 - 2040	51,128	417,442	468,570
2041 - 2045	48,651	544,919	593,570
2046 - 2050	275,643	545,589	821,232
2051 - 2053	345,000	22,445	367,445
Totals	<u>\$ 870,304</u>	<u>\$ 2,434,792</u>	<u>\$ 3,305,096</u>

PACIFIC ELEMENTARY SCHOOL DISTRICT  
 NOTES TO FINANCIAL STATEMENTS  
 JUNE 30, 2015

**NOTE 6. PENSION PLANS**

Qualified employees are covered under multiple-employer defined benefit pension plans maintained by agencies of the State of California. Certificated employees are members of the California State Teachers' Retirement System (CalSTRS), and classified employees are members of the California Public Employees' Retirement System (CalPERS).

**A. California State Teachers' Retirement System**

**1. Plan Description and Provisions**

The District contributes to CalSTRS, a cost-sharing multiple-employer public employee retirement system defined benefit pension plan administered by CalSTRS, which acts as a common investment and administrative agent for its participating member employers. Benefit provisions are established by state statutes, as legislatively amended, within the State Teachers' Retirement Law. CalSTRS issues publicly available reports that include a full description of the pension plans regarding benefit provisions, assumptions and membership information that can be found on the CalSTRS website.

**2. Benefits Provided**

The plan provides retirement, disability, and survivor benefits to beneficiaries. Beneficiaries of a retired member who elected an option receive a continuing lifetime benefit upon the member's death.

The Plans' provisions and benefits in effect at June 30, 2015, are summarized as follows:

Hire Date	<u>After January 1, 2013</u>	<u>On or Before December 31, 2012</u>
Benefit Formula	2% @ age 62	2% @ age 60
Benefit Vesting Schedule	5 years of service	5 years of service
Benefit Payments	Payable upon retirement	Payable upon retirement
Retirement Age	Age 50 with at least 30 years service or age 55 with at least 5 years service	Age 55 with at least 5 years service
Monthly Benefits as a % of Eligible Compensation	Variable based on age factor 2.0% at age 62 to 2.4% maximum	Variable based on age factor 2.0% at age 60 to 2.4% maximum
Required Employee Contribution Rates	8.15%	8.15%
Required Employer Contribution Rates	8.88%	8.88%

PACIFIC ELEMENTARY SCHOOL DISTRICT  
NOTES TO FINANCIAL STATEMENTS  
JUNE 30, 2015

**NOTE 6.**     PENSION PLANS (Continued)

3. Contributions

Active plan members are required to contribute 8.15% of their salary and the District is required to contribute an actuarially determined rate. The actuarial methods and assumptions used for determining the rate are those adopted by the CalSTRS Teachers' Retirement Board.

For the year ended June 30, 2015, the contributions recognized as part of pension expense for the Plan were as follows:

Contributions - employer	\$	37,105
--------------------------	----	--------

4. Discount Rate

The discount rate used to measure the total pension liability was 7.60 percent. The projection of cash flows used to determine the discount rate assumed that contributions from plan members and employers will be made at statutory contribution rates in accordance with the rate increase per Assembly Bill 1469. Projected inflows from investment earnings were calculated using the long-term assumed investment rate of return (7.60 percent) and assuming that contributions, benefit payments, and administrative expense occur midyear. Based on those assumptions, the State Teachers Retirement Plan's (STRP) fiduciary net position was projected to be available to make all projected future benefit payments to current plan members. Therefore, the long-term assumed investment rate of return was applied to all periods of projected benefit payments to determine the total pension liability.

PACIFIC ELEMENTARY SCHOOL DISTRICT  
 NOTES TO FINANCIAL STATEMENTS  
 JUNE 30, 2015

**NOTE 6. PENSION PLANS (Continued)**

The long-term expected rate of return on pension plan investments was determined using a building-block method in which best-estimate ranges of expected future real rates of return (expected returns, net of pension plan investment expense and inflation) are developed for each major asset class. The best-estimate ranges were developed using capital market assumptions from CalSTRS general investment consultant (Pension Consulting Alliance - PCA) as an input to the process. Based on the model from CalSTRS consulting actuary's (Milliman) investment practice, a best estimate range was determined by assuming the portfolio is re-balanced annually and that annual returns are lognormally distributed and independent from year to year to develop expected percentiles for the long-term distribution of annualized returns. The assumed asset allocation by PCA is based on board policy for target asset allocation in effect on February 2, 2012, the date the current experience study was approved by the board. Best estimates of 10-year geometric real rates of return and the assumed asset allocation for each major asset class used as input to develop the actuarial investment rate of return are summarized in the following table:

	Asset Allocation	Real Return Years 1 - 10	Real Return Years 11+
Global Equity	47%	4.50%	4.50%
Private Equity	12%	6.20%	6.20%
Real Estate	15%	4.35%	4.35%
Inflation Sensitive	5%	3.20%	3.20%
Fixed Income	20%	0.20%	0.20%
Liquidity	1%	0.00%	0.00%
Total	100%		

**5. On Behalf Payment**

The State of California makes contributions to STRS on behalf of the District. Under accounting principles generally accepted in the United States of America, these amounts have been recorded as revenue in the government-wide financial statements. For the year ended June 30, 2015 the District has recorded \$24,653 of State on behalf payments as revenue.

PACIFIC ELEMENTARY SCHOOL DISTRICT  
 NOTES TO FINANCIAL STATEMENTS  
 JUNE 30, 2015

**NOTE 6. PENSION PLANS (Continued)**

**B. California Public Employees' Retirement System**

**1. Plan Description and Provisions**

The District contributes to the School Employer Pool under the CalPERS, a cost-sharing multiple-employer public employee retirement system defined benefit pension plan administered by CalPERS, which acts as a common investment and administrative agent for its participating member employers. Benefit provisions are established by State statutes, as legislatively amended, within the Public Employees' Retirement Law. CalPERS issues publicly available reports that include a full description of the pension plans regarding benefit provisions, assumptions and membership information that can be found on the CalPERS website.

**2. Benefits Provided**

The plan provides retirement and disability benefits, annual cost-of-living adjustments, and death benefits to plan members and beneficiaries. Benefit provisions are established by State statutes, as legislatively amended, within the Public Employees' Retirement Law. Benefits are based on years of credited service, equal to one year of full time employment. Members with five years of total service are eligible to retire at age 50 with statutorily reduced benefits. All members are eligible for non-duty disability benefits after 10 years of service.

The Plans' provisions and benefits in effect at June 30, 2015, are summarized as follows:

Hire Date	<u>After January 1, 2013</u>	<u>On or Before December 31, 2012</u>
Benefit Formula	2% @ age 62	2% @ age or 55
Benefit Vesting Schedule	5 years of service	5 years of service
Benefit Payments	Monthly	Monthly
Retirement Age	Age 52 with at least 5 years service	Age 50 with at least 5 years service
	Variable based on age factor	Variable based on age factor
Monthly Benefits as a % of Eligible Compensation	2.0% at age 62 to 2.4% maximum	2.0% at age 55 to 2.5% maximum
Required Employee Contribution Rates	6.98%	6.98%
Required Employer Contribution Rates	11.77%	11.77%



PACIFIC ELEMENTARY SCHOOL DISTRICT  
NOTES TO FINANCIAL STATEMENTS  
JUNE 30, 2015

**NOTE 6.**     PENSION PLANS (Continued)

3. Contributions

Active plan members are required to contribute 6.98% of their salary and the District is required to contribute an actuarially determined rate. The actuarial methods and assumptions used for determining the rate are those adopted by the CalPERS Board of Administration.

For the year ended June 30, 2015, the contributions recognized as part of pension expense for the Plan were as follows:

Contributions - employer	\$	17,237
--------------------------	----	--------

4. Discount Rate

The discount rate used to measure the total pension liability was 7.50 percent. A projection of the expected benefit payments and contributions was performed to determine if assets would run out. The test revealed the assets would not run out. Therefore the long-term expected rate of return on pension plan investments was applied to all periods of projected benefit payments to determine the total pension liability for the Schools Pool. The results of the crossover testing for the Schools Pool are presented in a detailed report that can be obtained at CalPERS' website.

According to Paragraph 30 of Statement 68, the long-term discount rate should be determined without reduction for pension plan administrative expense. The 7.50 percent investment return assumption used in this accounting valuation is net of administrative expenses. Administrative expenses are assumed to be 15 basis points. An investment return excluding administrative expenses would have been 7.65 percent. Using this lower discount rate has resulted in a slightly higher total pension liability and net pension liability. For the Schools Pool, this difference was deemed immaterial.

CalPERS is scheduled to review all actuarial assumptions as part of its regular asset liability management review cycle that is scheduled to be completed in February 2018. Any changes to the discount rate will require Board action and proper stakeholder outreach. For these reasons, CalPERS expects to continue using a discount rate net of administrative expenses for GASB 67 and 68 calculations through at least the 2017-18 fiscal year. CalPERS will continue to check the materiality of the difference in calculation until such time as they change their methodology.

The long-term expected rate of return on pension plan investments was determined using a building-block method in which best-estimate ranges of expected future real rates of return (expected returns, net of pension plan investment expense and inflation) are developed for each major asset class.

PACIFIC ELEMENTARY SCHOOL DISTRICT  
 NOTES TO FINANCIAL STATEMENTS  
 JUNE 30, 2015

**NOTE 6. PENSION PLANS (Continued)**

In determining the long-term expected rate of return, staff took into account both short-term and long-term market return expectations as well as the expected pension fund cash flows. Such cash flows were developed assuming that both members and employers will make their required contributions on time and as scheduled in all future years. Using historical returns of all the funds' asset classes, expected compound (geometric) returns were calculated over the short-term (first 10 years) and the long-term (11-60 years) using a building-block approach. Using the expected nominal returns for both short-term and long-term, the present value of benefits was calculated for each fund. The expected rate of return was set by calculating the single equivalent expected return that arrived at the same present value of benefits for cash flows as the one calculated using both short-term and long-term returns. The expected rate of return was then set equivalent to the single equivalent rate calculated above and rounded down to the nearest one quarter of one percent.

The table below reflects long-term expected real rate of return by asset class. The rate of return was calculated using the capital market assumptions applied to determine the discount rate and asset allocation. These geometric rates of return are net of administrative expenses.

	Asset Allocation	Real Return Years 1 - 10 (a)	Real Return Years 11+ (b)
Global Equity	47%	5.25%	5.71%
Global Fixed Income	19%	0.99%	2.43%
Inflation Sensitive	6%	0.45%	3.36%
Private Equity	12%	6.83%	6.95%
Real Estate	11%	4.50%	5.13%
Infrastructure and Forestland	3%	4.50%	5.09%
Liquidity	2%	-0.55%	-1.05%
Total	<u>100%</u>		

(a) an expected inflation of 2.50% used for this period

(b) an expected inflation of 3.00% used for this period

**C. Social Security**

As established by Federal law, all public sector employees who are not members of their employer's existing retirement system (STRS or PERS) must be covered by social security or an alternative plan. The District has elected to use Social Security.

PACIFIC ELEMENTARY SCHOOL DISTRICT  
 NOTES TO FINANCIAL STATEMENTS  
 JUNE 30, 2015

**NOTE 6. PENSION PLANS (Continued)**

**D. Pension Liabilities, Pension Expenses and Deferred Outflows/Inflows of Resources Related to Pensions**

**1. Pension Liability**

As of June 30, 2015, the District reported net pension liabilities for its proportionate shares of the net pension liability of each Plan as follows:

CalSTRS	\$	584,370
CalPERS		158,934
Total District net pension liability		743,304
State's proportionate share of the CalSTRS net pension liability associated with the District		352,871
Total	\$	1,096,175

The District's net pension liability for each Plan is measured as the proportionate share of the net pension liability. The net pension liability of each of the Plans is measured as of June 30, 2014, and the total pension liability for each Plan used to calculate the net pension liability was determined by an actuarial valuation as of June 30, 2013 rolled forward to June 30, 2014 using standard update procedures. The District's proportion of the net pension liability was based on a projection of the District's long-term share of contributions to the pension plans relative to the projected contributions of all participating employers, actuarially determined. The District's proportionate share of the net pension liability for each Plan as of June 30, 2013 and 2014 was as follows:

	CalSTRS	CalPERS
Proportion - June 30, 2013	0.0010%	0.0014%
Proportion - June 30, 2014	0.0010%	0.0014%
Change - Increase (Decrease)	0.0000%	0.0000%

PACIFIC ELEMENTARY SCHOOL DISTRICT  
 NOTES TO FINANCIAL STATEMENTS  
 JUNE 30, 2015

**NOTE 6. PENSION PLANS** (Continued)

2. Pension Expenses and Deferred Outflows/Inflows of Resources

For the year ended June 30, 2015, the District recognized pension expense of \$79,026. At June 30, 2015, the District reported deferred outflows of resources and deferred inflows of resources related to pensions from the following sources:

	Deferred Outflows of Resources	Deferred Inflows of Resources
Pension contributions subsequent to measurement date	\$ 84,049	\$ -
Net differences between projected and actual earnings on plan investments	-	(198,508)
Total	\$ 84,049	\$ (198,508)

The \$84,049 reported as deferred outflows of resources related to contributions subsequent to the measurement date will be recognized as a reduction of the net pension liability in the year ended June 30, 2016. Other amounts reported as deferred inflows of resources related to pensions will be recognized as pension expense as follows:

For the Year Ended June 30:	
2016	\$ (49,627)
2017	(49,627)
2018	(49,627)
2019	(49,627)
Totals	\$ (198,508)

PACIFIC ELEMENTARY SCHOOL DISTRICT  
 NOTES TO FINANCIAL STATEMENTS  
 JUNE 30, 2015

**NOTE 6. PENSION PLANS (Continued)**

3. Actuarial Assumptions.

The total pension liabilities in the June 30, 2013 actuarial valuations were determined using the following actuarial assumptions:

	CalSTRS	CalPERS
Valuation Date	June 30, 2013	June 30, 2013
Measurement Date	June 30, 2014	June 30, 2014
Actuarial Cost Method	Entry Age Normal	Entry Age Normal
Actuarial Assumptions:		
Discount Rate	7.60%	7.50%
Inflation Rate	3.00%	2.75%
Payroll Growth	3.75%	Varies by Entry Age and Service
Investment Rate of Return	7.60%	7.50%
Mortality Rate	RP 2000 Series Tables	Derived using CalPERS' Membership Data for all Funds
Post-retirement Benefit Increases	2.00% simple for DB Not applicable for DBS/CBB	Contract COLA up to 2.00% until Purchasing Power Protection Allowance Floor on Purchasing Power applies, 2.75% thereafter

PACIFIC ELEMENTARY SCHOOL DISTRICT  
 NOTES TO FINANCIAL STATEMENTS  
 JUNE 30, 2015

**NOTE 6. PENSION PLANS** (Continued)

4. Sensitivity of the Proportionate Share of the Net Pension Liability to Changes in the Discount Rate

The following presents the District's proportionate share of the net pension liability for each Plan, calculated using the discount rate for each Plan, as well as what the District's proportionate share of the net pension liability would be if it were calculated using a discount rate that is 1-percentage point lower or 1-percentage point higher than the current rate:

		CalSTRS		CalPERS
1% Decrease		6.60%		6.50%
Net Pension Liability	\$	910,880	\$	278,807
Current Discount Rate		7.60%		7.50%
Net Pension Liability	\$	584,370	\$	158,934
1% Increase		8.60%		8.50%
Net Pension Liability	\$	312,120	\$	58,768

5. Pension Plan Fiduciary Net Position

Detailed information about each pension plan's fiduciary net position is available in the separately issued financial reports.

**NOTE 7. GENERAL LONG-TERM DEBT – SCHEDULE OF CHANGES**

A schedule of changes in long-term debt for the year ended June 30, 2015 is shown below:

	Balance		Balance		Due within
	July 1, 2014	Additions	Reductions	June 30, 2015	One Year
General obligation bonds payable	\$ 848,551	\$ 21,753	\$ -	\$ 870,304	\$ 2,792
Premium on issuance	118,161	-	7,091	111,070	7,091
Net Pension Liability	930,633	-	187,329	743,304	84,049
Totals	\$ 1,897,345	\$ 21,753	\$ 194,420	\$ 1,724,678	\$ 93,932

The June 30, 2014 net pension liability has been restated.

General obligation bonds issued for governmental activity purposes are liquidated by the Bond Interest and Redemption Fund. The net pension liability is liquidated from the funds for which the related employees are compensated.

PACIFIC ELEMENTARY SCHOOL DISTRICT  
 NOTES TO FINANCIAL STATEMENTS  
 JUNE 30, 2015

**NOTE 8.     RESTATEMENT**

Net position for the year ended June 30, 2014 has been restated in accordance with GASB 68 to record the District's proportionate share of net pension liabilities and the related deferred outflows of resources as follows:

<u>Net Position</u>	<u>June 30, 2014</u> <u>Reported</u>	<u>Restatement</u>	<u>July 1, 2014</u> <u>Restated</u>
Invested in capital assets, net of related debt	\$ (337,464)	\$ -	\$ (337,464)
Restricted	808,844	-	808,844
Unrestricted	<u>1,025,651</u>	<u>(862,786)</u>	<u>162,865</u>
Totals	<u>\$ 1,497,031</u>	<u>\$ (862,786)</u>	<u>\$ 634,245</u>
Unrestricted net position June 30, 2014		\$ 1,025,651	
Net pension liability		(930,633)	
Deferred outflows of resources		<u>67,847</u>	
Unrestricted net position July 1, 2014		<u>\$ 162,865</u>	

**NOTE 9.     RESTRICTED NET POSITION**

The government-wide statement of net position reports \$1,174,641 of restricted net position, of which \$16,872 is restricted by enabling legislation.

**NOTE 10.    STUDENT ORGANIZATIONS**

The District is responsible for student body funds accumulated and expended by the District's Associated Student Body (ASB). A stand-alone accounting system, capable of reporting the individual club balances and activities as well as the aggregate total of all student body funds, is maintained at the schools and monitored by the District's business office.

The District has determined that the ASB fund meets the criteria to be classified as a special revenue fund and it is therefore included in the basic financial statements as an element of other governmental funds.

PACIFIC ELEMENTARY SCHOOL DISTRICT  
NOTES TO FINANCIAL STATEMENTS  
JUNE 30, 2015

**NOTE 11. PACIFIC SCHOOL FOUNDATION**

The Pacific School Foundation (PSF) was established as a 501(c)(3) non-profit organization in 1990 with the primary mission of providing additional financial support to the District. PSF has established an Endowment Fund the earnings of which are used to support the District, sponsors a variety of fundraising events throughout the school year, and seeks grants from businesses and foundations.

Through the years PSF has augmented the school's resources with generous gifts, which in the past included the portable stage, sports equipment and classroom supplies. During the year ended June 30, 2015, PSF provided support in the amount of \$43,169 to the District. PSF donations covered salary and benefits for Classroom Aides; Instructors for Visual and Performing Arts; and personnel costs for the Life Lab program. The increase in donations from the prior year provided for classroom supplies; for technology equipment and for the music program performances.

**NOTE 12. JOINT POWERS AGREEMENTS**

The District is exposed to various risk of loss related to torts; theft of, damage to, and destruction of assets; errors and omissions; injuries to employees and natural disasters. During the fiscal year ending June 30, 2015, the District participated in several joint powers agreements (JPAs) to manage these risks. There were no significant reductions in coverage during the year. Settled claims have not exceeded coverage in any of the past three years.

The various JPAs and the services they provide the District are as follows:

- The Southern Peninsula Region Property and Liability Insurance Group (SPRIG) arrange for and provide property and liability insurance coverage for its member agencies.
- The Santa Cruz - San Benito County Schools Insurance Group (SC-SBCSIG) is an insurance purchasing pool, the intent of which is to achieve the benefits of a reduced premium for the member agencies by virtue of its grouping and representation with other participants in the SC-SBCSIG. The workers' compensation experience of the participating districts is calculated as one experience and a common premium rate is applied to all districts in the SC-SBCSIG. Each participant pays its workers' compensation premium based on its individual rate. Total savings are then calculated and each participant's individual performance is compared to the overall savings. A participant will then either receive money from or be required to contribute to the "equity-pooling fund." This "equity-pooling fund" arrangement insures that each participant shares equally in the overall performance of the SC-SBCSIG.
- The Self-Insured Schools of California (SISC) SISC III arranges for and provides medical insurance coverage for its member school districts.
- The Santa Cruz County School Health Insurance Group (HIG) arranges for and provides dental and vision insurance coverage for its member school districts.

The District also participated in one JPAs for other administrative and program operations as follows:

- The North Santa Cruz County Special Education Local Plan Area arranges for and provides special education services for students of member school districts.



PACIFIC ELEMENTARY SCHOOL DISTRICT  
NOTES TO FINANCIAL STATEMENTS  
JUNE 30, 2015

**NOTE 12.**     JOINT POWERS AGREEMENTS (Continued)

The relationship between the District and the JPAs is such that the JPAs are not component units of the District for financial reporting purposes. Each joint venture is governed by a board consisting of representatives from various member Districts. Each board controls the operations of the JPA, including selection of management, independent of any influence by the member Districts beyond their representation on the board. Each member District pays a premium commensurate with the level of coverage requested and shares surpluses and deficits proportionate to their participation in the JPA. The District's share of year-end assets, liabilities, or fund equity is not calculated by the JPAs. Separately issued financial statements can be requested from each JPA.

**NOTE 13.**     STATE TEACHERS' RETIREMENT SYSTEM EARLY RETIREMENT INCENTIVE PROGRAM

The District did not enter into any early retirement incentive agreements during 2014/2015, pursuant to California Education Code, Sections 22714 and 44929, whereby the service credit to eligible employees is increased by two years.

**NOTE 14.**     COMMITMENTS AND CONTINGENCIES

A. Grants

The District received financial assistance from federal and state agencies in the form of grants. The disbursement of funds received under these programs generally require compliance with terms and conditions specified in the grant agreements and are subject to audit by the grantor agencies. Any disallowed claims resulting from such audits could become a liability of the General Fund or other applicable funds. However, in the opinion of management, any such disallowed claims will not have a material adverse effect on the overall financial position of the District at June 30, 2015.

B. Litigation

The District is involved in various litigation arising from the normal course of business. In the opinion of management and legal counsel, the disposition of all litigation pending is not expected to have a material adverse effect on the overall financial position of the District at June 30, 2015.

C. Commitments

As of June 30, 2015 the District had no material commitments outstanding.

PACIFIC ELEMENTARY SCHOOL DISTRICT  
NOTES TO FINANCIAL STATEMENTS  
JUNE 30, 2015

**NOTE 15. SUBSEQUENT EVENTS**

Events that occur after the balance sheet date but before the financial statements were available to be issued must be evaluated for recognition or disclosure. The effects of subsequent events that provide evidence about conditions that existed at the balance sheet date are recognized in the accompanying financial statements. Subsequent events which provide evidence about conditions that existed after the balance sheet date, require disclosure in the accompanying notes. Management evaluated the activity of the District through December 09, 2015 and concluded that no subsequent events have occurred that would require recognition in the financial statements or disclosure in the notes to the financial statements.

REQUIRED SUPPLEMENTARY INFORMATION SECTION

PACIFIC ELEMENTARY SCHOOL DISTRICT  
 BUDGETARY COMPARISON SCHEDULE  
 GENERAL FUND  
 FOR THE YEAR ENDED JUNE 30, 2015

	Budgeted Amounts		Actual Amounts	Variance with Final Budget
	Original	Final		Favorable (Unfavorable)
<b>REVENUES</b>				
Local control sources:				
State apportionments	\$ 668,416	\$ 637,351	\$ 638,748	\$ 1,397
Local sources	135,263	155,121	152,634	(2,487)
Federal	33,385	50,945	54,664	3,719
Other state	67,244	81,573	59,414	(22,159)
Other local	142,853	139,199	153,611	14,412
<b>Total Revenues</b>	<b>1,047,161</b>	<b>1,064,189</b>	<b>1,059,071</b>	<b>(5,118)</b>
<b>EXPENDITURES</b>				
Certificated salaries	468,093	472,813	457,923	14,890
Classified salaries	163,351	165,600	158,439	7,161
Employee benefits	210,888	228,271	214,965	13,306
Books and supplies	41,245	55,704	50,960	4,744
Services and other operating expenditures	232,189	268,693	180,739	87,954
Capital outlay	25,349	25,349	-	25,349
Other outgo	256	256	165	91
<b>Total Expenditures</b>	<b>1,141,371</b>	<b>1,216,686</b>	<b>1,063,191</b>	<b>153,495</b>
Excess (deficiency) of revenues over expenditures before other financing Sources (uses)	(94,210)	(152,497)	(4,120)	148,377
<b>OTHER FINANCING SOURCES (USES)</b>				
Transfers out	(346,000)	(349,500)	(349,500)	-
<b>Total Other Financing Sources (Uses)</b>	<b>(346,000)</b>	<b>(349,500)</b>	<b>(348,037)</b>	<b>1,463</b>
<b>Net Increase (Decrease) in Fund Balance</b>	<b>(440,210)</b>	<b>(501,997)</b>	<b>(352,157)</b>	<b>149,840</b>
Fund Balance - Beginning	1,247,684	1,247,684	1,247,684	-
<b>Fund Balance - Ending</b>	<b>\$ 807,474</b>	<b>\$ 745,687</b>	<b>\$ 895,527</b>	<b>\$ 149,840</b>

See accompanying notes to required supplementary information.

PACIFIC ELEMENTARY SCHOOL DISTRICT  
 BUDGETARY COMPARISON SCHEDULE  
 CHILD DEVELOPMENT FUND  
 FOR THE YEAR ENDED JUNE 30, 2015

	Budgeted Amounts		Actual Amounts	Variance with Final Budget
	Original	Final		Favorable (Unfavorable)
<b>REVENUES</b>				
Other state	\$ 35,672	\$ 56,445	\$ 47,861	\$ (8,584)
Other local	65,907	64,907	70,281	5,374
<b>Total Revenues</b>	<b>101,579</b>	<b>121,352</b>	<b>118,142</b>	<b>(3,210)</b>
<b>EXPENDITURES</b>				
Classified salaries	66,561	68,561	68,325	236
Employee benefits	36,215	37,266	37,240	26
Books and supplies	200	3,500	3,478	22
Services and other operating expenditures	1,225	5,225	866	4,359
<b>Total Expenditures</b>	<b>104,201</b>	<b>114,552</b>	<b>109,909</b>	<b>4,643</b>
Excess (deficiency) of revenues over expenditures before other financing Sources (uses)	(2,622)	6,800	8,233	1,433
<b>OTHER FINANCING SOURCES (USES)</b>				
Transfers out	(1,200)	(1,200)	(1,200)	-
<b>Total Other Financing Sources (Uses)</b>	<b>(1,200)</b>	<b>(1,200)</b>	<b>(1,200)</b>	<b>-</b>
<b>Net Increase (Decrease) in Fund Balance</b>	<b>(3,822)</b>	<b>5,600</b>	<b>7,033</b>	<b>1,433</b>
Fund Balance - Beginning	5,073	5,073	5,073	-
<b>Fund Balance - Ending</b>	<b>\$ 1,251</b>	<b>\$ 10,673</b>	<b>\$ 12,106</b>	<b>\$ 1,433</b>

See accompanying notes to required supplementary information.

PACIFIC ELEMENTARY SCHOOL DISTRICT  
SCHEDULE OF THE LOCAL GOVERNMENT'S PROPORTIONATE  
SHARE OF THE NET PENSION LIABILITY  
FOR THE YEAR ENDED JUNE 30, 2015

**CalSTRS**

District's proportion of the net pension liability		0.0010%
District's proportionate share of the net pension liability	\$	584,370
State's proportionate share of the net pension liability associated with the District		352,871
Total	\$	937,241
District's covered employee payroll	\$	449,758
District's proportionate Share of the net pension liability as a percentage of covered-employee payroll		130%
Plan's fiduciary net position	\$	190,474,000,000
Plan fiduciary net position as a percentage of the total pension liability		77%

**CalPERS**

District's proportion of the net pension liability		0.0014%
District's proportionate share of the net pension liability	\$	158,934
District's covered employee payroll	\$	150,673
District's proportionate Share of the net pension liability as a percentage of covered-employee payroll		105%
Plan's fiduciary net position	\$	56,940,364,500
Plan fiduciary net position as a percentage of the total pension liability		83%

See accompanying notes to required supplementary information.

PACIFIC ELEMENTARY SCHOOL DISTRICT  
SCHEDULE OF CONTRIBUTIONS  
FOR THE YEAR ENDED JUNE 30, 2015

**CalSTRS**

Contractually required contribution (actuarially determined)	\$	36,812
Contributions in relation to the actuarially determined contributions		37,105
Contribution deficiency (excess)	\$	(293)
Covered-employee payroll	\$	449,758
Contributions as a percentage of covered-employee payroll		8.25%

**CalPERS**

Contractually required contribution (actuarially determined)	\$	17,200
Contributions in relation to the actuarially determined contributions		17,237
Contribution deficiency (excess)	\$	(37)
Covered-employee payroll	\$	150,673
Contributions as a percentage of covered-employee payroll		11.44%

See accompanying notes to required supplementary information.

PACIFIC ELEMENTARY SCHOOL DISTRICT  
NOTES TO REQUIRED SUPPLEMENTARY INFORMATION  
FOR THE YEAR ENDED JUNE 30, 2015

**NOTE 1. PURPOSE OF REQUIRED SUPPLEMENTARY INFORMATION**

**A. Budgetary Comparison Schedule**

Budgetary comparison schedules are required to be presented for the General Fund and each major special revenue fund that has a legally adopted budget. The originally adopted and final revised budgets are presented for such funds. The District employs budget control by object codes and by individual appropriation accounts. Budgets are prepared on the modified accrual basis of accounting in accordance with accounting principles generally accepted in the United States of America as prescribed by Governmental Accounting Standards Board. The budgets are revised during the year by the Board of Trustees to provide for revised priorities. Expenditures cannot legally exceed appropriations by major object code.

**B. Schedule of the District's Proportionate Share of the Net Pension Liability**

The Schedule of the District's Share of the Net Pension Liability presents multi-year trend information which compares, over time, the District's proportionate share of the net pension liability as a percent of covered-employee payroll. This Schedule is intended to show information for 10 years. Additional years will be displayed as they become available. The amounts presented for each fiscal year were determined as of the measurement date of June 30 of the year prior to the fiscal year presented.

**1. Changes in Benefits Terms:**

**a. California State Teachers' Retirement System (CalSTRS)**

The California Pension Employees' Pension Reform Act of 2013 (PEPRA) resulted in a new benefit formula, CalSTRS 2% at 62, for members first hired on or after January 1, 2013, to perform service that could be creditable to CalSTRS. Significant changes compared to the CalSTRS 2% at 60 benefit formula include rising the normal retirement age from 60 to 62 and placing a limit on creditable compensation to 120 percent of the Social Security wage base, annually adjusted for changes in the Consumer Price Index.

**b. California Public Employees' Retirement System (CalPERS)**

Public agencies can make changes to their plan provisions, and such changes occur on an ongoing basis. A summary of the plan provisions that were used for a specific plan can be found in the plan's annual valuation report.

**2. Changes in Assumptions:**

**a. CalSTRS**

There were no changes in major assumptions from the June 30, 2012, actuarial valuation.



PACIFIC ELEMENTARY SCHOOL DISTRICT  
NOTES TO REQUIRED SUPPLEMENTARY INFORMATION  
FOR THE YEAR ENDED JUNE 30, 2015

**NOTE 1.**     PURPOSE OF REQUIRED SUPPLEMENTARY INFORMATION (Continued)

b. CalPERS

In February 2014, the CalPERS Board adopted new actuarial assumptions. The most significant change to the actuarial assumptions that the Board adopted was the inclusion of future mortality improvement. The actuarial assumptions adopted by the Board are designed to ensure greater sustainability and soundness of the defined benefit pension plans, and will be better at predicting future experience resulting in more secure retirement benefits in the decades to come. The current experience study was based on demographic CalPERS data for years 1997 to 2011. The study focused on recent patterns of termination, death, disability, retirement and salary increases. These new assumptions were reflected in the total pension liabilities as of June 30, 2013. The 2013 liabilities were rolled forward to the measurement date of June 30, 2014 using standard update procedures.

C. Schedule of the District's Plan Contributions

The Schedule of the District's Plan Contributions presents multi-year trend information which compares, over time, required contributions and actual contributions as a percent of covered-employee payroll. This Schedule is intended to show information for 10 years. Additional years will be displayed as they become available. The amounts presented for each fiscal year were determined as of the measurement date of June 30 of the year prior to the fiscal year presented, as the current year information from the plan was not available. The excess or deficiency of contributions in relation to the actuarially determined contributions has not been recorded as deferred inflows or outflows as they have been determined immaterial.

**NOTE 2.**     EXCESS OF EXPENDITURES OVER APPROPRIATIONS

For the year ended June 30, 2015, there were no excess expenditures over appropriations.

SUPPLEMENTARY INFORMATION SECTION

PACIFIC ELEMENTARY SCHOOL DISTRICT  
OTHER GOVERNMENTAL FUNDS FINANCIAL STATEMENT  
COMBINING BALANCE SHEET  
JUNE 30, 2015

	Cafeteria Fund	Deferred Maintenance Fund	Student Body Fund	Capital Facilities Fund	Bond Interest and Redemption Fund	Total Other Governmental Funds
<b>ASSETS</b>						
Cash and equivalents	\$ 4,269	\$ 843	\$ -	\$ 26,625	\$ 16,872	\$ 48,609
Accounts receivable	5,510	-	-	-	-	5,510
Total Assets	<u>\$ 9,779</u>	<u>\$ 843</u>	<u>\$ -</u>	<u>\$ 26,625</u>	<u>\$ 16,872</u>	<u>\$ 54,119</u>
<b>LIABILITIES AND FUND BALANCE</b>						
Liabilities:						
Accounts payable	\$ 602	\$ -	\$ -	\$ -	\$ -	\$ 602
Total Liabilities	<u>602</u>	<u>-</u>	<u>-</u>	<u>-</u>	<u>-</u>	<u>602</u>
Fund Balance:						
Restricted	9,177	-	-	26,625	16,872	52,674
Total Fund Balance	<u>9,177</u>	<u>843</u>	<u>-</u>	<u>26,625</u>	<u>16,872</u>	<u>53,517</u>
Total Liabilities and Fund Balance	<u>\$ 9,779</u>	<u>\$ 843</u>	<u>\$ -</u>	<u>\$ 26,625</u>	<u>\$ 16,872</u>	<u>\$ 54,119</u>

See accompanying notes to supplementary information.

PACIFIC ELEMENTARY SCHOOL DISTRICT  
OTHER GOVERNMENTAL FUNDS FINANCIAL STATEMENT  
COMBINING STATEMENT OF REVENUES, EXPENDITURES AND  
CHANGES IN FUND BALANCES  
FOR THE YEAR ENDED JUNE 30, 2015

	Cafeteria Fund	Deferred Maintenance Fund	Student Body Fund	Capital Facilities Fund	Bond Interest and Redemption Fund	Total Other Governmental Funds
<b>REVENUES</b>						
Local control sources:						
Local sources	\$ -	\$ 4,000	\$ -	\$ -	\$ -	\$ 4,000
Federal	22,154	-	-	-	-	22,154
Other state	1,422	-	-	-	233	1,655
Other local	34,021	1	-	3,325	32,000	69,347
<b>Total Revenues</b>	<b>57,597</b>	<b>4,001</b>	<b>-</b>	<b>3,325</b>	<b>32,233</b>	<b>97,156</b>
<b>EXPENDITURES</b>						
Classified salaries	18,034	-	-	-	-	18,034
Employee benefits	9,084	-	-	-	-	9,084
Books and supplies	34,767	-	-	-	-	34,767
Services and other operating expenditures	456	3,772	-	64	-	4,292
Debt Service:						
Interest	-	-	-	-	31,633	31,633
<b>Total Expenditures</b>	<b>62,341</b>	<b>3,772</b>	<b>-</b>	<b>64</b>	<b>31,633</b>	<b>97,810</b>
Excess (deficiency) of revenues over expenditures before other financing sources (uses)	(4,744)	229	-	3,261	600	(654)
<b>OTHER FINANCING SOURCES (USES)</b>						
Transfers in	5,700	-	-	-	-	5,700
Transfers out	(1,074)	-	(1,463)	-	-	(2,537)
<b>Total Other Financing Sources (Uses)</b>	<b>4,626</b>	<b>-</b>	<b>(1,463)</b>	<b>-</b>	<b>-</b>	<b>3,163</b>
<b>Net Increase (Decrease) in Fund Balance</b>	<b>(118)</b>	<b>229</b>	<b>(1,463)</b>	<b>3,261</b>	<b>600</b>	<b>2,509</b>
Fund Balance - Beginning	9,295	614	1,463	23,364	16,272	51,008
<b>Fund Balance - Ending</b>	<b>\$ 9,177</b>	<b>\$ 843</b>	<b>\$ -</b>	<b>\$ 26,625</b>	<b>\$ 16,872</b>	<b>\$ 53,517</b>

See accompanying notes to supplementary information.

PACIFIC ELEMENTARY SCHOOL DISTRICT  
 SCHEDULE OF AVERAGE DAILY ATTENDANCE  
 FOR THE YEAR ENDED JUNE 30, 2015

	Second Period Report		Annual Report		
	Original	Revised	Original	Audit Adjustment	Revised
Grades TK / K-3:					
Regular Average Daily Attendance	58.34	N/A	55.89	2.75	58.64
Grades TK / K-3 Totals	58.34	N/A	55.89	2.75	58.64
Grades 4 - 6:					
Regular Average Daily Attendance	44.15	N/A	41.51	2.15	43.66
Grades 4 - 6 Totals	44.15	N/A	41.51	2.15	43.66
Total ADA	102.49	N/A	97.40	4.90	102.30

N/A - There were no audit findings resulted in necessary revisions to attendance.

PACIFIC ELEMENTARY SCHOOL DISTRICT  
 SCHEDULE OF INSTRUCTIONAL TIME  
 FOR THE YEAR ENDED JUNE 30, 2015

Grade Level	1986-87		2014/2015 Actual Minutes	Number of Days Traditional Calendar <sup>1</sup>	Status
	Minutes Requirement	Minutes Reduced			
Kindergarten	36,000	35,000	40,500	180	In Compliance
Grade one	50,400	49,000	50,435	180	In Compliance
Grade two	50,400	49,000	50,435	180	In Compliance
Grade three	50,400	49,000	50,435	180	In Compliance
Grade four	54,000	52,500	54,425	180	In Compliance
Grade five	54,000	52,500	54,425	180	In Compliance
Grade six	54,000	52,500	54,425	180	In Compliance

<sup>1</sup> The District did not utilize a multitrack calendar during the 2014/2015 year.

PACIFIC ELEMENTARY SCHOOL DISTRICT  
SCHEDULE OF FINANCIAL TRENDS AND ANALYSIS  
FOR THE YEAR ENDED JUNE 30, 2015

General Fund:	(Budgeted) *			
	2015/2016	2014/2015	2013/2014	2012/2013
Revenues and Other Financing Sources	\$ 1,128,120	\$ 1,060,534	\$ 1,034,237	\$ 942,151
Expenditures	1,101,222	1,063,191	999,307	964,983
Other Uses and Transfers Out	7,073	349,500	5,000	14,741
Total Outgo	1,108,295	1,412,691	1,004,307	979,724
Change in Fund Balance	19,825	(352,157)	29,930	(37,573)
Ending Fund Balance	\$ 915,352	\$ 895,527	\$ 1,247,684	\$ 1,217,754
Available Reserves <sup>1</sup>	\$ 589,682	\$ 532,660	\$ 523,399	\$ 538,317
Reserve for Economic Uncertainties	\$ -	\$ 75,000	\$ 75,000	\$ 75,000
Unassigned Fund Balance	\$ 589,682	\$ 457,660	\$ 448,399	\$ 463,317
Available Reserves as a percentage of Total Outgo	53.2%	37.7%	52.1%	54.9%
Total Long-Term Debt <sup>2</sup>	\$ 1,630,746	\$ 1,724,678	\$ 1,897,345	\$ -
Average Daily Attendance at P-2	107	102	102	101

This schedule discloses the District's financial trends by displaying past years' data along with current year budget information. These financial trends are used to evaluate the District's ability to continue as a going concern for a reasonable period of time.

The General Fund balance has decreased by \$322,227 over the past two years. The District has incurred an operating deficit in two of the past three years. The 2015/2016 General Fund budget projects a increase of \$19,825 (2.2%).

For a District of this size, the state recommends available reserves of at least 5% of total General Fund expenditures, transfers out, and other uses (other outgo).

Total long-term debt has increased by \$1,724,678 over the past two years.

Average daily attendance has increased by 1 ADA over the past two years. The ADA is anticipated to increase 5 ADA during the fiscal year 2015/2016.

\* The 2015/2016 budget is included for analytical purposes only and has not been subjected to audit.

<sup>1</sup> Available reserves consists of all unassigned fund balances and reserves for economic uncertainty that are contained within the governmental funds. Unassigned fund balances are typically only reported in the General Fund. However, other governmental funds may report negative unassigned fund balances and are included in the reported available reserves.

<sup>2</sup> Total long-term debt for the year ending June 30, 2014 has been restated.

PACIFIC ELEMENTARY SCHOOL DISTRICT  
RECONCILIATION OF ANNUAL FINANCIAL AND  
BUDGET REPORT (SACS) WITH AUDITED FINANCIAL STATEMENTS  
FOR THE YEAR ENDED JUNE 30, 2015

	General Fund	Special Reserve Fund for Other Than Capital Outlay Projects *
June 30, 2015 Annual Financial and Budget Report (SACS) Fund Balance	\$ 681,806	\$ 213,721
Adjustments and Reclassifications:		
Reclassification for financial statement presentation	213,721	(213,721)
June 30, 2015 Audited Financial Statement Fund Balance	\$ 895,527	\$ -

\* This audit reclassification is made for financial presentation purposes only, pursuant to GASB 54 which, when applied, does not recognize this fund as a special revenue fund type. Therefore, the fund balance is consolidated with the General Fund. However, the District is permitted under current State law to account for this fund as a special revenue fund type for interim reporting and budgeting purposes.



PACIFIC ELEMENTARY SCHOOL DISTRICT  
NOTES TO SUPPLEMENTARY INFORMATION  
FOR THE YEAR ENDED JUNE 30, 2015

**NOTE 1.     PURPOSE OF SUPPLEMENTARY INFORMATION**

A. Other Governmental Funds Financial Statements

These statements provide information on the Pacific Elementary School District's (District) Governmental non-major funds, by object.

B. Schedule of Average Daily Attendance

Average daily attendance is a measurement of the number of pupils attending classes of the District. The purpose of attendance accounting from a fiscal standpoint is to provide the basis on which apportionments of state funds are made to the District. This schedule provides information regarding the attendance of students at various grade levels and in different programs.

C. Schedule of Instructional Time

Districts must maintain their instructional minutes at the 1986-87 requirements, as required by Education Code Section 46201. The District has received incentive funding for increasing instructional time as provided by the Incentives for Longer Instructional Day. This schedule presents information on the amount of instruction time offered by the District and whether the District complied with the provisions of *Education Code* Sections 46201 through 46206.

The District did not meet or exceed its LCFF target funding.

D. Schedule of Financial Trends and Analysis

This schedule discloses the District's financial trends by displaying past years' data along with current year budget information. These financial trend disclosures are used to evaluate the District's ability to continue as a going concern for a reasonable period of time.

E. Reconciliation of Annual Financial and Budget Report (SACS) with Audited Financial Statements

This schedule provides the information necessary to reconcile the fund balances of all funds reported on the Unaudited Actual Financial Report to the audited financial statements.

F. Schedule of Charter School

This schedule represents a complete listing of all charter schools authorized by the District and indicates whether their financial activities and balances have been included in the District's annual audited financial statements for the year ended June 30, 2015. The District has not authorized any Charter Schools; therefore this schedule has not been included for 2014/2015.

OTHER INDEPENDENT AUDITOR'S REPORTS

## REPORT ON INTERNAL CONTROL OVER FINANCIAL REPORTING AND ON COMPLIANCE AND OTHER MATTERS BASED ON AN AUDIT OF FINANCIAL STATEMENTS PERFORMED IN ACCORDANCE WITH *GOVERNMENT AUDITING STANDARDS*

### INDEPENDENT AUDITOR'S REPORT

Board of Trustees  
Pacific Elementary School District  
Davenport, California

We have audited, in accordance with the auditing standards generally accepted in the United States of America and the standards applicable to financial audits contained in *Government Auditing Standards* issued by the Comptroller General of the United States, the financial statements of the governmental activities, the business-type activities, each major fund, and the aggregate remaining fund information of Pacific Elementary School District (District) as of and for the year ended June 30, 2015, and the related notes to the financial statements, which collectively comprise the District's basic financial statements, and have issued our report thereon dated December 09, 2015.

#### **Internal Control Over Financial Reporting**

In planning and performing our audit of the financial statements, we considered the District's internal control over financial reporting (internal control) to determine the audit procedures that are appropriate in the circumstances for the purpose of expressing our opinions on the financial statements, but not for the purpose of expressing an opinion on the effectiveness of the District's internal control. Accordingly, we do not express an opinion on the effectiveness of the District's internal control.

A *deficiency in internal control* exists when the design or operation of a control does not allow management or employees, in the normal course of performing their assigned functions, to prevent, or detect and correct, misstatements on a timely basis. A *material weakness* is a deficiency, or a combination of deficiencies, in internal control such that there is a reasonable possibility that a material misstatement of the District's financial statements will not be prevented, or detected and corrected on a timely basis. A *significant deficiency* is a deficiency, or a combination of deficiencies, in internal control that is less severe than a material weakness, yet important enough to merit attention by those charged with governance.

Our consideration of internal control was for the limited purpose described in the first paragraph of this section and was not designed to identify all deficiencies in internal control that might be material weaknesses or significant deficiencies and therefore, material weaknesses or significant deficiencies may exist that were not identified. Given these limitations, during our audit we did not identify any deficiencies in internal control that we consider to be material weaknesses. However, material weaknesses may exist that have not been identified. We did identify a certain deficiency in internal control, described in the accompanying findings and responses that we consider to be significant deficiency, as item 2015-001.

## **Compliance and Other Matters**

As part of obtaining reasonable assurance about whether the District's financial statements are free from material misstatement, we performed tests of its compliance with certain provisions of laws, regulations, contracts, and grant agreements, noncompliance with which could have a direct and material effect on the determination of financial statement amounts. However, providing an opinion on compliance with those provisions was not an objective of our audit, and accordingly, we do not express such an opinion. The results of our tests disclosed an instance of noncompliance or other matters that are required to be reported under *Government Auditing Standards* and which are described in the accompanying findings and responses, as item 2015-001.

## **District's Response to Findings**

The District's responses to the findings identified in our audit are described in the accompanying findings and responses. The District's response was not subjected to the auditing procedures applied in the audit of the financial statements and, accordingly, we express no opinion on it.

## **Purpose of this Report**

The purpose of this report is solely to describe the scope of our testing of internal control and compliance and the result of that testing, and not to provide an opinion on the effectiveness of the District's internal control or on compliance. This report is an integral part of an audit performed in accordance with *Government Auditing Standards* in considering the District's internal control and compliance. Accordingly, this communication is not suitable for any other purpose.

*Robertson & Associates, CPAs*

Lakeport, California  
December 09, 2015

## INDEPENDENT AUDITOR'S REPORT ON STATE COMPLIANCE

Board of Trustees  
Pacific Elementary School District  
Davenport, California

### **Compliance**

We have audited Pacific Elementary School District (District)'s compliance with the types of compliance requirements described in the *2014-15 Guide for Annual Audits of K-12 Local Education Agencies and State Compliance Reporting*, that could have a material effect on each of the District's state programs for the year ended June 30, 2015.

### **Management's Responsibility**

Compliance with the applicable compliance requirements is the responsibility of the District's management.

### **Auditor's Responsibility**

Our responsibility is to express an opinion on the District's compliance with the applicable compliance requirements based on our compliance audit.

We conducted our audit of compliance in accordance with auditing standards generally accepted in the United States of America; the standards applicable to financial audits contained in *Government Auditing Standards*, issued by the Comptroller General of the United States; and *2014-15 Guide for Annual Audits of K-12 Local Education Agencies and State Compliance Reporting*. Those standards require that we plan and perform the audit to obtain reasonable assurance about whether noncompliance with the types of compliance requirements referred to above that could have a direct material effect on the programs identified in the below schedule occurred. An audit includes examining, on a test basis, evidence about the District's compliance with those requirements and performing such other procedures as we considered necessary in the circumstances. We believe that our audit provides a reasonable basis for our opinion. Our audit does not provide a legal determination of the District's compliance with those requirements.

In connection with the compliance audit referred to above, we selected and tested transactions and records to determine the District's compliance with the State laws and regulations applicable to the following items:

Description	Procedures Performed
Local Education Agencies Other Than Charter Schools:	
Attendance	Yes
Teacher Certification and Misassignments	Yes
Kindergarten Continuance	Yes
Independent Study	Yes
Continuation Education	Not Applicable
Instructional Time	Yes
Instructional Materials	Yes
Ratios of Administrative Employees to Teachers	Not Applicable
Classroom Teacher Salaries	Yes
Early Retirement Incentive	Not Applicable
Gann Limit Calculation	Yes
School Accountability Report Card	Yes
Juvenile Court Schools	Not Applicable
Middle or Early College High Schools	Not Applicable
K-3 Grade Span Adjustment	Yes
Transportation Maintenance of Effort	Not Applicable
Regional Occupational Centers or Programs Maintenance of Effort	Not Applicable
Adult Education Maintenance of Effort	Not Applicable
School Districts, County Office of Education and Charter Schools:	
California Clean Energy Jobs Act	Not Applicable
After School Education and Safety Program	Not Applicable
Proper Expenditure of Education Protection Account Funds	Yes
Common Core Implementation Funds	Yes
Unduplicated Local Control Funding Formula Pupil Counts	Yes
Local Control and Accountability Plan	Yes
Charter Schools:	
Attendance	Not Applicable
Mode of Instruction	Not Applicable
Nonclassroom-Based Instruction/Independent Study For Charter Schools	Not Applicable
Determination of Funding for Nonclassroom-Based Instruction	Not Applicable
Annual Instructional Minutes - Classroom Based	Not Applicable
Charter School Facility Grant Program	Not Applicable

### **Basis for Qualified Opinion on State Compliance**

As described in item 2015-001 in the accompanying schedule of findings and responses, the District did not comply with the following compliance requirements that are applicable to its Attendance:

- Determine whether the P-2 and Annual reports of attendance submitted to the CDE reconcile to the supporting documents by verifying the LEA's ADA calculations for each reporting line item, including the informational line items subject to the materiality levels as described in the Materiality section of the General Provisions.

Compliance with such requirements is necessary, in our opinion, for Pacific Elementary School District to comply with state laws and regulations applicable to that program.

### **Qualified Opinion on State Programs**

In our opinion, except for the noncompliance with Attendance identified in the schedule of findings and responses, as items 2015-001, Pacific Elementary School District complied, in all material respects, with the state laws and regulations referred to above for the year ended June 30, 2015.

### **Unmodified Opinion on Each of the other State Programs**

In our opinion, the District complied, in all material respects, with the types of compliance requirements referred to above that could have a direct and material effect on each of the state compliance programs identified in the table above for the year ended June 30, 2015.

### **District's Response to Findings**

The District's response to the finding identified in our audit is included in the accompanying schedule of findings and responses. We did not audit the District's response and, accordingly, express no opinion on the response.

*Robertson & Associates, CPAs*

Lakeport, California  
December 09, 2015

## FINDINGS AND RESPONSES SECTION



PACIFIC ELEMENTARY SCHOOL DISTRICT  
FINDINGS AND RESPONSES  
FOR THE YEAR ENDED JUNE 30, 2015

**Financial Statement Findings**

There were no findings or questioned costs relative to the financial statements.

**Federal Award Findings and Questioned Costs**

There were no findings or questioned costs relative to federal awards or programs.

PACIFIC ELEMENTARY SCHOOL DISTRICT  
FINDINGS AND RESPONSES  
FOR THE YEAR ENDED JUNE 30, 2015

**State Award Findings and Questioned Costs**

**2015-001      Attendance Accounting / State Code 10000**

Criteria

*Attendance Accounting and Reporting in California Public Schools*, Title 5, CCR, Sections 401 and 421(b), and Education Code 44809 require that each LEA develop and maintain accurate and adequate attendance records to support the attendance reported to the State.

Condition

During our testing of reported average daily attendance (ADA), in which we reconciled the supporting documentation to the annual report of attendance, we found that the LEA summary used for reporting the Annual ADA was incorrectly stated. We received a manual LEA summary (excel) from the County Office of Education and an LEA summary from the District which was a generated report from the attendance software. The two reports had conflicting information.

Effect

ADA was understated on the Annual report by 4.9 ADA.

Cause

The County Office of Education had used a manual LEA summary versus using the attendance software generated LEA Summary. The Annual report was understated. The schedule below shows the amount the Annual is understated:

	Annual Report		
	Original	Audit Adjustment	Revised
Grades TK / K-3:			
Regular Average Daily Attendance	55.89	2.75	58.64
Grades TK / K-3 Totals	55.89	2.75	58.64
Grades 4 - 6:			
Regular Average Daily Attendance	41.51	2.15	43.66
Grades 4 - 6 Totals	41.51	2.15	43.66
Total ADA	97.40	4.90	102.30

Questioned Cost

The questioned costs related to this finding are \$0. However, had the error been made on the P-2 report the questioned costs would have been \$35,108.

PACIFIC ELEMENTARY SCHOOL DISTRICT  
FINDINGS AND RESPONSES  
FOR THE YEAR ENDED JUNE 30, 2015

**2015-001**      **Attendance Accounting / State Code 10000** (Continued)

Recommendation

We recommend that the District submit timely LEA summaries to the County Office of Education in preparation of the Annual Report of Attendance. We further recommend that the District revise the Annual Report of Attendance to reflect the audited numbers in the schedule above.

District Response and Corrective Action Plan

The District filed an amended Annual Attendance report with the State on 10/13/15. The District will provide the County Office of Education with the generated summary reports from the attendance software as backup to the monthly reports.

PACIFIC ELEMENTARY SCHOOL DISTRICT  
SUMMARY SCHEDULE OF PRIOR AUDIT FINDINGS  
FOR THE YEAR ENDED JUNE 30, 2015

<u>Finding/Recommendation</u>	<u>Current Status</u>	<u>District Explanation, If Not Implemented</u>
There were no prior year findings.		