

PACIFIC ELEMENTARY SCHOOL DISTRICT

COUNTY OF SANTA CRUZ
DAVENPORT, CALIFORNIA

ANNUAL FINANCIAL REPORT
JUNE 30, 2019

ROBERTSON & ASSOCIATES, CPAs
A Professional Corporation

PACIFIC ELEMENTARY SCHOOL DISTRICT
ORGANIZATION
JUNE 30, 2019

The Pacific Elementary School District (District) was established in September 1905 and comprises an area located in Santa Cruz County. There were no changes in the boundaries of the District during the current year. The District currently operates one elementary school.

BOARD OF TRUSTEES

<u>Name</u>	<u>Office</u>	<u>Term Expires</u>
Mr. Gwyan Rhabyt	President	November, 2020
Mr. Don Croll	Clerk	November, 2022
Ms. Cari Napoles	Trustee	November, 2022

ADMINISTRATION

<u>Name</u>	<u>Title</u>	<u>Tenure</u>
Mr. Eric Gross	Superintendent / Principal	3 Years
Ms. Elizabeth Andrews	District Office Manager	4 Years

ADDRESS OF DISTRICT OFFICE

50 Ocean Street
P.O. Box H
Davenport, CA 95017

PACIFIC ELEMENTARY SCHOOL DISTRICT
JUNE 30, 2019

TABLE OF CONTENTS

	<u>Page</u>
INTRODUCTORY SECTION	
Title Page	
Organization	
Table of Contents	
INDEPENDENT AUDITOR'S REPORT	1 - 3
MANAGEMENT'S DISCUSSION AND ANALYSIS	4 - 15
FINANCIAL SECTION	
Basic Financial Statements	
Government-Wide	
Statement of Net Position	16
Statement of Activities	17
Governmental Funds	
Balance Sheet	18
Reconciliation of the Governmental Funds Balance Sheet to the Statement of Net Position	19
Statement of Revenues, Expenditures and Changes in Fund Balances	20
Reconciliation of the Governmental Funds Statement of Revenues, Expenditures and Changes in Fund Balances to the Statement of Activities	21
Notes to Financial Statements	22 - 49

PACIFIC ELEMENTARY SCHOOL DISTRICT
JUNE 30, 2019

TABLE OF CONTENTS

	<u>Page</u>
REQUIRED SUPPLEMENTARY INFORMATION SECTION	
Budgetary Comparison Schedule - General Fund	50
Schedule of the District's Proportionate Share of the Net Pension Liability	51
Schedule of Contributions - Pension	52
Notes to Required Supplementary Information	53
SUPPLEMENTARY INFORMATION SECTION	
Other Governmental Funds Financial Statements	
Combining Balance Sheet	54 - 55
Combining Statement of Revenues, Expenditures and Changes in Fund Balances	56 - 57
Schedule of Average Daily Attendance	58
Schedule of Instructional Time	59
Schedule of Financial Trends and Analysis	60
Reconciliation of Annual Financial and Budget Report (SACS) with Audited Financial Statements	61
Notes to Supplementary Information	62
OTHER INDEPENDENT AUDITOR'S REPORTS	
Independent Auditor's Report on Internal Control Over Financial Reporting and on Compliance and Other Matters Based on an Audit of Financial Statements Performed in Accordance With <i>Government Auditing Standards</i>	63 - 64
Independent Auditor's Report on State Compliance	65 - 67
FINDINGS AND RESPONSES SECTION	
Findings and Responses	68
Summary Schedule of Prior Audit Findings	69

INDEPENDENT AUDITOR'S REPORT

Board of Trustees
Pacific Elementary School District
Davenport, California

Report on the Financial Statements

We have audited the accompanying financial statements of the governmental activities, each major fund, and the aggregate remaining fund information of the Pacific Elementary School District (District), as of and for the year ended June 30, 2019, and the related notes to the financial statements, which collectively comprise the District's basic financial statements as listed in the table of contents.

Management's Responsibility for the Financial Statements

Management is responsible for the preparation and fair presentation of these financial statements in accordance with accounting principles generally accepted in the United States of America; this includes the design, implementation, and maintenance of internal controls relevant to the preparation and fair presentation of financial statements that are free from material misstatement, whether due to fraud or error.

Auditor's Responsibility

Our responsibility is to express opinions on these financial statements based on our audit. We conducted our audit in accordance with auditing standards generally accepted in the United States of America and the standards applicable to financial audits contained in *Government Auditing Standards*, issued by the Comptroller General of the United States; and the *2018-19 Guide for Annual Audits of K-12 Local Education Agencies and State Compliance Reporting*, issued by the California Education Audit Appeals Panel as regulations. Those standards require that we plan and perform the audit to obtain reasonable assurance about whether the financial statements are free from material misstatement.

An audit involves performing procedures to obtain audit evidence about the amounts and disclosures in the financial statements. The procedures selected depend on the auditor's judgment, including the assessment of the risks of material misstatement of the financial statements, whether due to fraud or error. In making those risk assessments, the auditor considers internal control relevant to the District's preparation and fair presentation of the financial statements in order to design audit procedures that are appropriate in the circumstances, but not for the purpose of expressing an opinion on the effectiveness of the District's internal control. Accordingly, we express no such opinion. An audit also includes evaluating the appropriateness of accounting policies used and the reasonableness of significant accounting estimates made by management, as well as evaluating the overall presentation of the financial statements.

We believe that the audit evidence we have obtained is sufficient and appropriate to provide a basis for our audit opinions.

Opinions

In our opinion, the financial statements referred to above present fairly, in all material respects, the respective financial position of the governmental activities, each major fund, and the aggregate remaining fund information of the Pacific Elementary School District, as of June 30, 2019, and the respective changes in financial position for the year then ended in accordance with accounting principles generally accepted in the United States of America.

Other Matters

Required Supplementary Information

Accounting principles generally accepted in the United States of America require that the management's discussion and analysis on pages 4 through 15, budgetary comparison schedule on page 50, schedule of the District's proportionate share of the net pension liability on page 51, and the schedule of District contributions on page 52, be presented to supplement the basic financial statements. Such information, although not a part of the basic financial statements, is required by the Governmental Accounting Standards Board, who considers it to be an essential part of financial reporting for placing the basic financial statements in an appropriate operational, economic, or historical context. We have applied certain limited procedures to the required supplementary information in accordance with auditing standards generally accepted in the United States of America, which consisted of inquiries of management about the methods of preparing the information and comparing the information for consistency with management's responses to our inquiries, the basic financial statements, and other knowledge we obtained during our audit of the basic financial statements. We do not express an opinion or provide any assurance on the information because the limited procedures do not provide us with sufficient evidence to express an opinion or provide any assurance.

Other Information

Our audit was conducted for the purpose of forming opinions on the financial statements that collectively comprise the District's basic financial statements. The introductory section, combining and individual nonmajor fund financial statements, and statistical section are presented for purposes of additional analysis and are not a required part of the basic financial statements.

The combining and individual nonmajor fund financial statements are the responsibility of management and were derived from and relate directly to the underlying accounting and other records used to prepare the basic financial statements. Such information has been subjected to the auditing procedures applied in the audit of the basic financial statements and certain additional procedures, including comparing and reconciling such information directly to the underlying accounting and other records used to prepare the basic financial statements or to the basic financial statements themselves, and other additional procedures in accordance with auditing standards generally accepted in the United States of America. In our opinion, the combining and individual nonmajor fund financial statements are fairly stated, in all material respects, in relation to the basic financial statements as a whole.

The introductory and statistical sections have not been subjected to the auditing procedures applied in the audit of the basic financial statements and, accordingly, we do not express an opinion or provide any assurance on them.

Other Reporting Required by *Government Auditing Standards*

In accordance with *Government Auditing Standards*, we have also issued our report dated December 3, 2019 on our consideration of the District's internal control over financial reporting and on our tests of its compliance with certain provisions of laws, regulations, contracts, and grant agreements and other matters. The purpose of that report is to describe the scope of our testing of internal control over financial reporting and compliance and the results of that testing, and not to provide an opinion on internal control over financial reporting or on compliance. That report is an integral part of an audit performed in accordance with *Government Auditing Standards* in considering the District's internal control over financial reporting and compliance.

Robertson & Associates, CPAs

Lakeport, California
December 3, 2019

**Pacific Elementary School District
Management's Discussion and Analysis
June 30, 2019**

INTRODUCTION

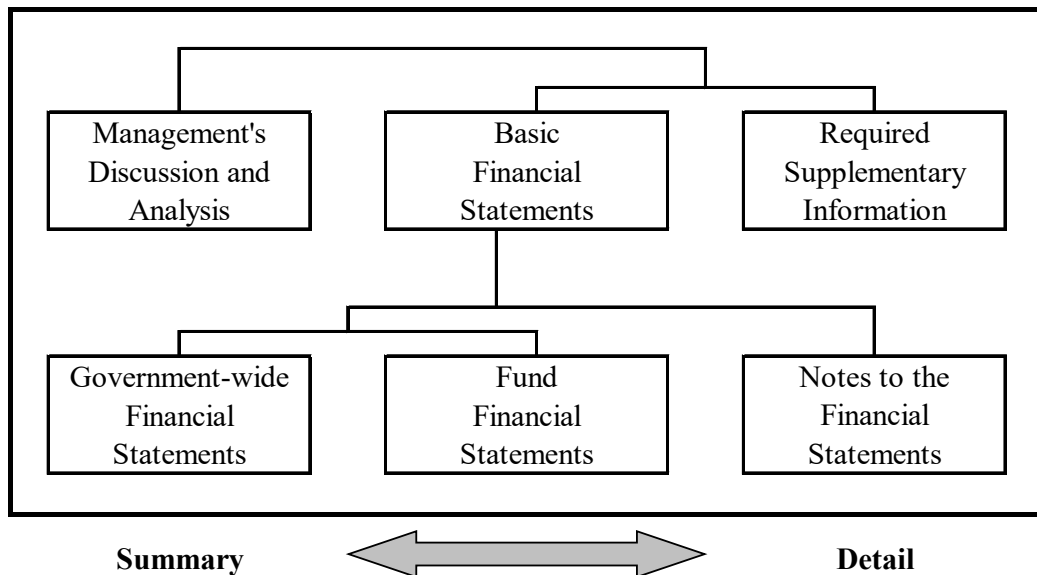
Our discussion and analysis of Pacific Elementary School District (District's) financial performance provides an overview of the District's financial activities for the year ended June 30, 2019. It should be read in conjunction with the District's financial statements, which follow this section.

FINANCIAL HIGHLIGHTS

- ❑ Total net position was \$712,165 at June 30, 2019. This was an increase of \$207,095 from the prior year.
- ❑ Overall revenues were \$1,802,025, overall expenses were \$1,594,930.

OVERVIEW OF FINANCIAL STATEMENTS

Components of the Financials Section



This annual report consists of three parts – Management’s Discussion and Analysis (this section), the basic financial statements, and required supplementary information. The three sections together provide a comprehensive overview of the District. The basic financial statements are comprised of two kinds of statements that present financial information from different perspectives:

- ❑ **Government-wide financial statements**, which comprise the first two statements, provide both short-term and long-term information about the District’s overall financial position.
- ❑ **Fund financial statements** focus on reporting the individual parts of District operations in more detail. The fund financial statements comprise the remaining statements.
 - **Governmental fund** statements tell how general government services were financed in the short term as well as what remains for future spending.

The financial statements also include notes that explain some of the information in the statements and provide more detailed data. The basic financial statements are followed by a section of required and other supplementary information that further explain and support the financial statements.

Government-Wide Statements

The government-wide statements report information about the District as a whole using accounting methods similar to those used by private-sector companies. The statement of net position includes all of the government’s assets and liabilities. All of the current year’s revenues and expenses are accounted for in the statement of activities, regardless of when cash is received or paid.

The two government-wide statements report the District’s net position and how they have changed. Net position, the difference between assets and liabilities, is one way to measure the District’s financial health or position.

- Over time, increases or decreases in the District’s net position are an indicator of whether its financial health is improving or deteriorating, respectively. The net position of the District has increased by 29% in the past year.

The District received during the year, a large single donation, \$255,000, which is to be spent over 5-year period. Also, the District received a \$50,000 grant from the California Fresh Meals Program and there was an increase in the State Preschool funding of \$35,000. With these increases in revenue and a decrease in expenditures, the District was able to increase their overall net position.

- To assess the overall health of the District, one needs to consider additional non-financial factors such as changes in enrollment, changes in the property tax base, and changes in program funding by the Federal and State governments, and condition of facilities. The District’s average daily attendance has decreased by 4.12 ADA in the past year with a corresponding decline in enrollment of 3 students. The District finalized the installation of the solar panels, but still struggle with the multiple repairs to the roof.

The government-wide statements of the District include all governmental activities. All of the District's basic services are included here, such as regular education, food service, maintenance and general administration. Revenue limit funding and federal and state grants finance most of these activities.

FINANCIAL ANALYSIS OF THE DISTRICT'S FUNDS

Fund Financial Statements

The fund financial statements provide more detailed information about the District's most significant governmental funds, not the District as a whole. Funds are accounting devices that the District uses to keep track of specific sources of funding and spending for particular programs.

- Some funds are required to be established by State law and by bond covenants.
- The governing board establishes other funds to control and manage money for particular purposes or to show that the District is meeting legal responsibilities for using certain revenues.

The District has one type of fund:

- Governmental funds – All of the District's basic services are included in governmental funds, which generally focus on: (1) how cash and other financial assets that can readily be converted to cash flow in and out, and (2) the balances left at year-end that are available for spending. Consequently, the governmental funds' statements provide a detailed short-term view that helps determine whether there are more or fewer financial resources than previously to finance the District's programs. Because this information does not encompass the additional long-term focus of the government-wide statements, we provide additional information following the governmental funds' statements that explains the relationship (or differences) between them.

The financial performance of the District is reflected in its governmental funds as well. As the District completed the year, its governmental funds reported a combined fund balance of \$1,435,419 as compared to the prior year's ending fund balance of \$1,266,537.

FINANCIAL ANALYSIS OF THE ENTITY AS A WHOLE

Net Position

The District's combined net position was \$712,165 at June 30, 2019.

	Governmental Activities		Net Change
	2019	2018	
ASSETS			
Cash and Equivalents	\$ 1,688,335	\$ 1,318,914	\$ 369,421
Other Current Assets	86,676	47,555	39,121
Capital Assets, Net of Accumulated Depreciation	1,258,858	1,324,019	(65,161)
TOTAL ASSETS	\$ 3,033,869	\$ 2,690,488	\$ 343,381
DEFERRED OUTFLOWS OF RESOURCES			
Deferred Outflow of Resources - Pensions	\$ 648,387	\$ 540,178	\$ 108,209
TOTAL DEFERRED OUTFLOWS OF RESOURCES	\$ 648,387	\$ 540,178	\$ 108,209
LIABILITIES			
Current Liabilities	\$ 352,390	\$ 112,730	\$ 239,660
Long-Term Liabilities	2,259,536	2,254,237	5,299
TOTAL LIABILITIES	\$ 2,611,926	\$ 2,366,967	\$ 244,959
DEFERRED INFLOWS OF RESOURCES			
Deferred Inflows of Resources Pensions	\$ 358,165	\$ 358,629	\$ (464)
TOTAL DEFERRED INFLOWS OF RESOURCES	\$ 358,165	\$ 358,629	\$ (464)
NET POSITION			
Invested in Capital Assets, Net of Related Debt	\$ 200,787	\$ 287,515	\$ (86,728)
Restricted	247,544	215,318	32,226
Unrestricted	263,834	2,237	261,597
TOTAL NET POSITION	\$ 712,165	\$ 505,070	\$ 207,095

Changes in Net Position

	Governmental Activities		Net Change
	2019	2018	
REVENUES			
Program Revenues:			
Charges for Services	\$ 93,790	\$ 89,401	\$ 4,389
Operating Grants and Contributions	447,083	276,274	170,809
General Revenues:			
Property Taxes	332,254	287,024	45,230
Unrestricted Federal and State Aid	816,210	782,968	33,242
Miscellaneous and Other Local	112,688	130,857	(18,169)
TOTAL REVENUES	1,802,025	1,566,524	235,501
EXPENSES			
Instruction	949,591	917,644	31,947
Instruction-Related Services	199,662	181,681	17,981
Pupil Services	152,035	119,872	32,163
General Administration	112,506	107,181	5,325
Plant Services	87,054	241,003	(153,949)
Facility Acquisition and Construction	-	1,400	(1,400)
Community Services	35,618	31,856	3,762
Transfers Between Agencies	150	154	(4)
Interest on Long-Term Debt	58,314	56,293	2,021
TOTAL EXPENSES	1,594,930	1,657,084	(62,154)
INCREASE (DECREASE) IN NET POSITION	207,095	(90,560)	297,655
NET POSITION - BEGINNING	505,070	595,630	(90,560)
NET POSITION - ENDING	\$ 712,165	\$ 505,070	\$ 207,095

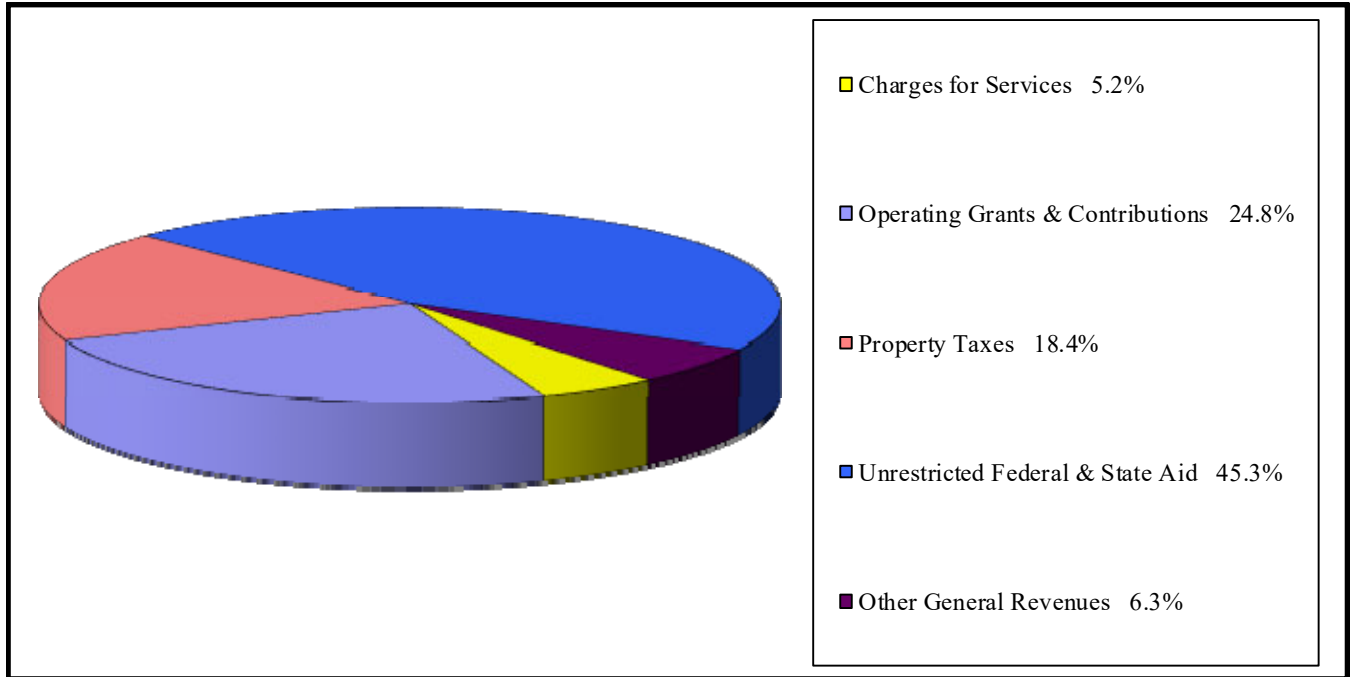
Governmental Activities

Net cost is total cost less fees generated by the related activity. The net cost reflects amounts funded by charges for services, operating grants and capital grants and contributions.

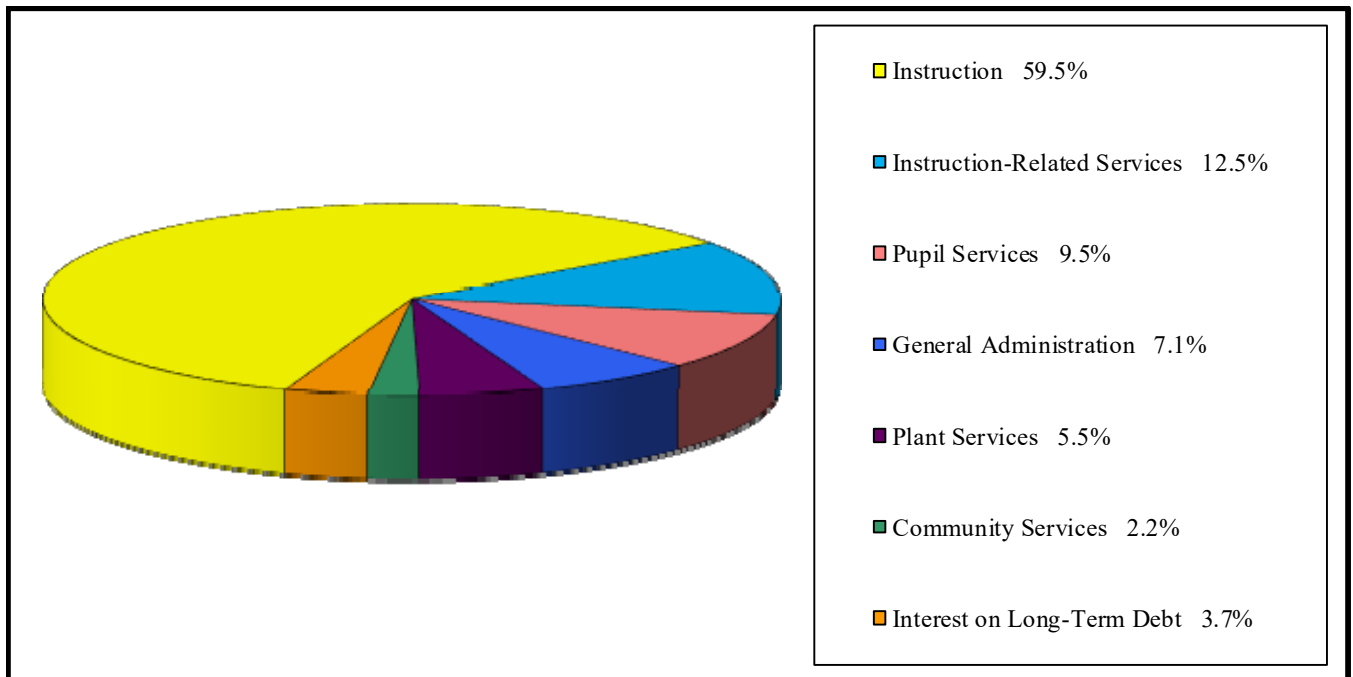
Net Cost of Services

	Net Cost of Services		Net Change
	2019	2018	
NET COST OF SERVICES			
Instruction	\$ 607,569	\$ 700,867	\$ (93,298)
Instruction-Related Services	181,624	172,750	8,874
Pupil Services	3,252	30,772	(27,520)
General Administration	103,796	103,204	592
Plant Services	66,808	237,839	(171,031)
Facility Acquisition and Construction	-	(1,944)	1,944
Community Services	34,405	31,856	2,549
Transfers Between Agencies	150	154	(4)
Interest on Long-Term Debt	58,314	56,293	2,021
Other Outgo	(1,861)	(40,382)	38,521
TOTAL NET COSTS OF SERVICES	<u>\$ 1,054,057</u>	<u>\$ 1,291,409</u>	<u>\$ (237,352)</u>

2018/2019 Summary of Revenues for Governmental Activities



2018/2019 Summary of Expenses for Governmental Activities



Fund Balance Comparison

The District currently maintains the following funds:

FUNDS	Ending Fund Balance		Net Change
	2019	2018	
Governmental:			
General	\$ 1,252,851	\$ 1,090,216	\$ 162,635
Child Development	48,666	30,646	18,020
Cafeteria Special Revenue	37,026	31,680	5,346
Deferred Maintenance	25,572	25,685	(113)
Building	44,066	63,559	(19,493)
Capital Facilities	3,329	2,364	965
Bond Interest and Redemption	23,909	22,387	1,522
Total Governmental	<u>1,435,419</u>	<u>1,266,537</u>	<u>168,882</u>
TOTAL FUNDS	<u>\$ 1,435,419</u>	<u>\$ 1,266,537</u>	<u>\$ 168,882</u>

General Fund

The General Fund experienced an increase in fund balance primarily due to the large donation received for Teacher Enhancement activities. This grant is to be used over a 5-year period and is held within the Fund balance as deferred revenue.

Other Governmental Funds

Other governmental funds had the following activity and changes for the year ended June 30, 2019:

The Child Development Fund received additional funding from the state which increased net position.

The Cafeteria Special Revenue Fund received a \$50,000 grant which helped pay for a new oven and improve the quality of food purchases. The grant helped reduce encroachment from Fund 01.

The Deferred Maintenance Fund received a transfer of LCFE funds to pay for multiple roof repairs.

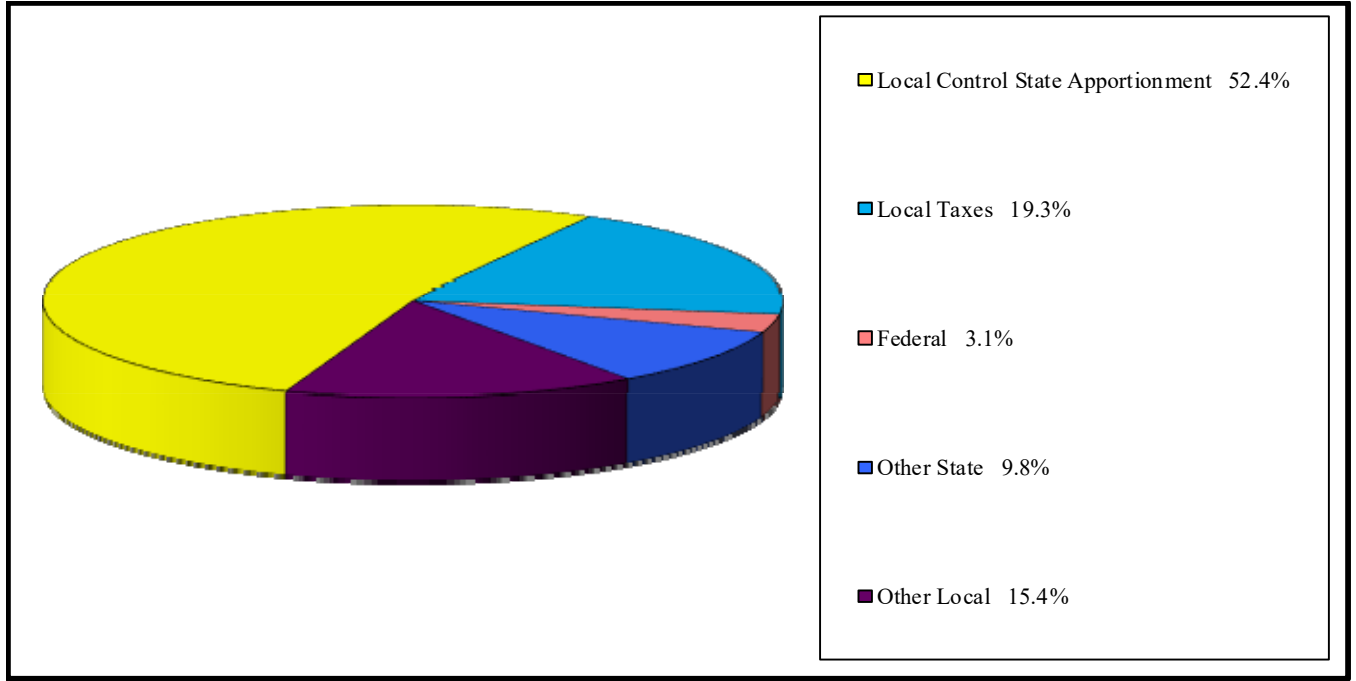
The Building Fund paid the matching District portion for the HVAC and solar energy program.

The Capital Facilities Fund experienced no significant changes during the year.

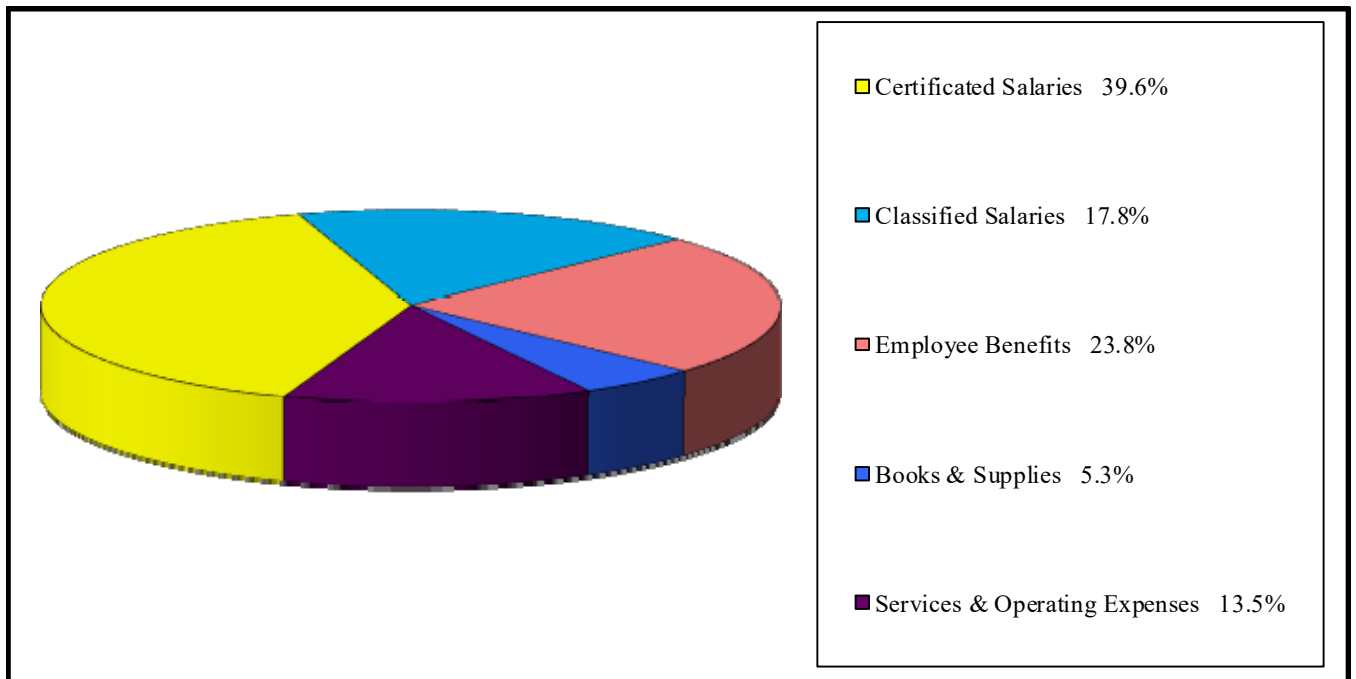
The Bond Interest and Redemption Fund is maintained by the Santa Cruz County Treasurer. The first principal payment was made during the year.

The following charts graphically depict revenues and expenditures, both by major object as well as by function.

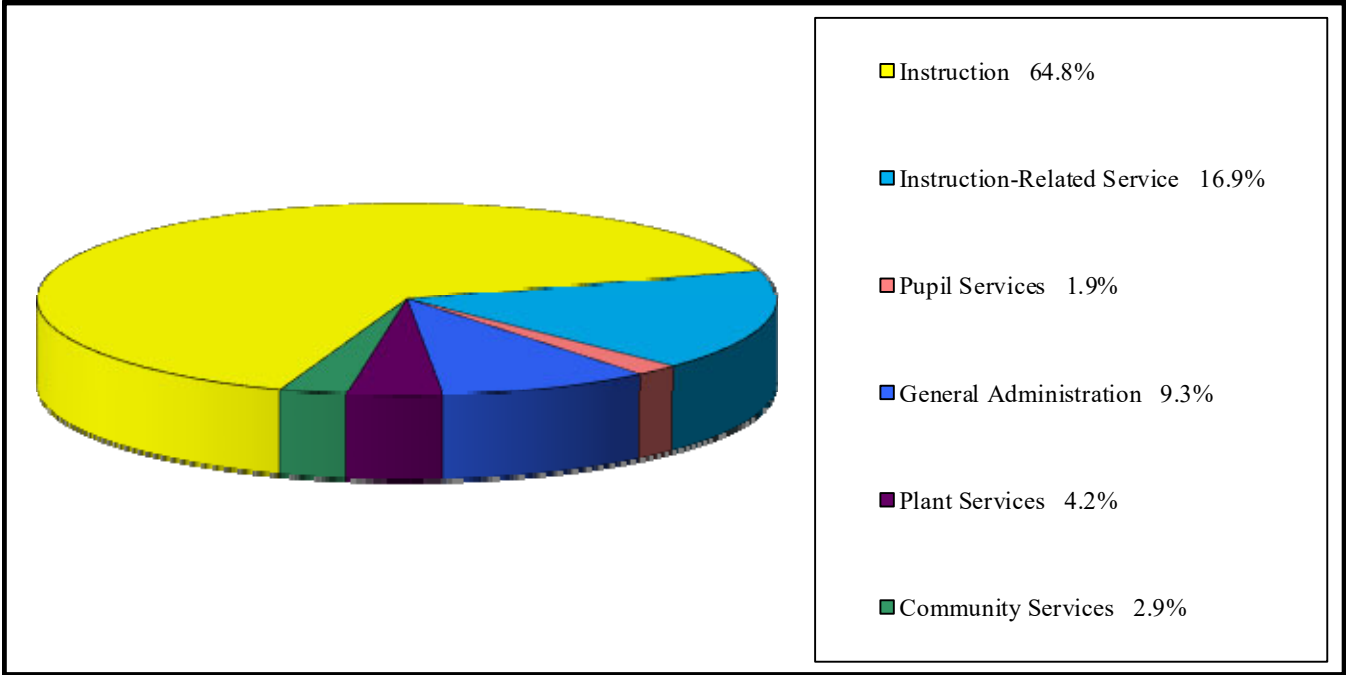
2018/2019 General Fund Revenues



2018/2019 General Fund Expenditures by Object



2018/2019 General Fund Expenditures by Function



CAPITAL ASSETS AND DEBT ADMINISTRATION

Capital Assets

At June 30, 2019, the District had \$1,258,858 invested, net of accumulated depreciation, in capital assets. There were no changes in the District's investment in the capital assets other than the accumulation of current year depreciation in the amount of \$65,161.

	Governmental Activities		Net Change
	2019	2018	
CAPITAL ASSETS			
Land Improvements	\$ 115,548	\$ 115,548	\$ -
Buildings And Improvements	2,020,296	2,020,296	-
Accumulated Depreciation	(876,986)	(811,825)	(65,161)
NET CAPITAL ASSETS	<u>\$ 1,258,858</u>	<u>\$ 1,324,019</u>	<u>\$ (65,161)</u>

Long-Term Debt

At June 30, 2019, the District had \$2,259,536 in long-term debt.

The General Obligation Bonds are held in the Bond Interest and Redemption Fund maintained by Santa Cruz County Treasurer. Changes are associated with the accrual and payment of interest. With the implementation of GASB 68, the District must reflect its amount of unfunded STRS/PERS liability with the State of California. Currently, the District's Net Pension Liability or their portion of the unfunded STRS/PERS liability is \$1,201,465 which is a decrease of \$16,265 from the prior year.

	Governmental Activities		Net Change
	2019	2018	
LONG-TERM DEBT			
General Obligation Bonds Payable	\$ 974,248	\$ 946,707	\$ 27,541
Premium on General Obligation Bonds	83,823	89,797	(5,974)
Net Pension Liability	1,201,465	1,217,733	(16,268)
TOTAL LONG-TERM DEBT	<u>\$ 2,259,536</u>	<u>\$ 2,254,237</u>	<u>\$ 5,299</u>

GENERAL FUND BUDGETARY HIGHLIGHTS

The difference in the original versus final budget amounts and actual versus budget amounts is primarily due to the following:

- ❑ The July 1st budget did not have the drastic end of the year change in STRS on Behalf or the PERS on behalf inclusion to the financial report.
- ❑ The July 1st budget did not include donations and by the end of the year, actual contributions were much higher.
- ❑ The July 1st budget did not include increases in Special Education costs for OT; Speech or Health and Welfare benefits for classified staff.

Over the course of the year, the District revises its annual budget to reflect unexpected changes in revenues and expenditures. The final amendment to the budget was approved June 25, 2019. A schedule of the District's General Fund original and final budget amounts compared with actual revenues and expenditures is provided with the basic financial statements in the audited financial report.

ECONOMIC FACTORS AND NEXT YEAR'S BUDGETS AND RATES

At the time these financial statements were prepared and audited, the District was aware of several circumstances that could affect its future financial health:

- ❑ The District received an unexpected \$20,000 donation for the installation and repair of the duct work system required for the new oven.
- ❑ The District received an increase in Federal REAP program of \$9,500.
- ❑ The District had a change in administrative personnel occurring at the beginning of the 2019/20 school year. The change required the shifting of personnel and increased costs under benefits PERS and Health / Welfare.

CONTACTING THE DISTRICT'S FINANCIAL MANAGEMENT

This financial report is designed to provide our citizens, taxpayers, parents, participants, investors and creditors with a general overview of the District's finances and to demonstrate the District's accountability for the money it receives. If you have questions about this report, or need additional financial information, contact Eric Gross, P.O. Box H, 50 Ocean Street, Davenport, CA 95017, phone 831-425-7002.

FINANCIAL SECTION

PACIFIC ELEMENTARY SCHOOL DISTRICT
STATEMENT OF NET POSITION
JUNE 30, 2019

	Governmental Activities
ASSETS	
Cash and equivalents	\$ 1,688,335
Accounts receivable	86,676
Capital assets:	
Depreciable, net of accumulated depreciation	1,258,858
Total Assets	\$ 3,033,869
DEFERRED OUTFLOWS OF RESOURCES	
Deferred outflows of resources - Pensions	\$ 648,387
Total Deferred Outflows of Resources	\$ 648,387
LIABILITIES	
Accounts payable	\$ 89,592
Interest payable	12,798
Unearned revenue	250,000
Long-term debt:	
Due within one year	20,000
Due after one year	2,239,536
Total Liabilities	\$ 2,611,926
DEFERRED INFLOWS OF RESOURCES	
Deferred inflows of resources - Pensions	\$ 358,165
Total Deferred Inflows of Resources	\$ 358,165
NET POSITION	
Net Investment in capital assets	\$ 200,787
Restricted for:	
Capital projects	47,395
Debt service	23,909
Educational programs	113,642
Other purposes (expendable)	62,598
Unrestricted	263,834
Total Net Position	\$ 712,165

The accompanying notes are an integral part of these financial statements.

PACIFIC ELEMENTARY SCHOOL DISTRICT
STATEMENT OF ACTIVITIES
FOR THE YEAR ENDED JUNE 30, 2019

Functions	Expenses	Program Revenues		Net (Expense) Revenue and Change in Net Position
		Charges for Services	Operating Grants and Contributions	
GOVERNMENTAL ACTIVITIES				
Instruction	\$ 949,591	\$ 37,394	\$ 304,628	\$ (607,569)
Instruction-related services:				
Supervision of instruction	3,965	-	3,310	(655)
Instructional library, media and technology	21,631	-	296	(21,335)
School site administration	174,066	184	14,248	(159,634)
Pupil services:				
Food services	126,570	46,488	89,586	9,504
All other pupil services	25,465	2,074	10,635	(12,756)
General administration:				
Data processing	5,195	-	-	(5,195)
All other general administration	107,311	6	8,704	(98,601)
Plant services	87,054	6,999	13,247	(66,808)
Community services	35,618	-	1,213	(34,405)
Transfers between agencies	150	-	-	(150)
Interest on long-term debt	58,314	-	-	(58,314)
Other outgo	-	645	1,216	1,861
Total Governmental Activities	\$ 1,594,930	\$ 93,790	\$ 447,083	(1,054,057)
GENERAL REVENUES				
Taxes and subventions:				
Property taxes levied for general purposes				294,228
Property taxes levied for debt service				38,015
Taxes levied for other specific purposes				11
Federal and state aid not restricted to specific purposes				816,210
Interest and investment earnings				27,117
Interagency revenues				8,736
Miscellaneous				76,835
Total General Revenues				1,261,152
Change in Net Position				207,095
Net Position - Beginning				505,070
Net Position - Ending				\$ 712,165

The accompanying notes are an integral part of these financial statements.

PACIFIC ELEMENTARY SCHOOL DISTRICT
GOVERNMENTAL FUNDS
BALANCE SHEET
JUNE 30, 2019

	General Fund	Other Governmental Funds	Total Governmental Funds
ASSETS			
Cash and equivalents	\$ 1,505,672	\$ 182,663	\$ 1,688,335
Accounts receivable	74,668	12,008	86,676
Total Assets	<u>\$ 1,580,340</u>	<u>\$ 194,671</u>	<u>\$ 1,775,011</u>
LIABILITIES			
Accounts payable	\$ 77,489	\$ 12,103	\$ 89,592
Unearned Revenue	250,000	-	250,000
Total Liabilities	<u>327,489</u>	<u>12,103</u>	<u>339,592</u>
FUND BALANCES			
Restricted	64,976	133,087	198,063
Assigned			
Other assignments	541,112	49,481	590,593
Unassigned			
Reserve for economic uncertainties	75,000	-	75,000
Unassigned amount	571,763	-	571,763
Total Fund Balance	<u>1,252,851</u>	<u>182,568</u>	<u>1,435,419</u>
Total Liabilities and Fund Balance	<u>\$ 1,580,340</u>	<u>\$ 194,671</u>	<u>\$ 1,775,011</u>

The accompanying notes are an integral part of these financial statements.

PACIFIC ELEMENTARY SCHOOL DISTRICT
RECONCILIATION OF THE GOVERNMENTAL FUNDS
BALANCE SHEET TO THE STATEMENT OF NET POSITION
JUNE 30, 2019

	Detail	Total
Total fund balances - governmental funds		\$ 1,435,419
Amounts reported for governmental activities in the Statement of Net Position differ from amounts reported in governmental funds as follows:		
Capital Assets used in governmental activities are not financial resources and, therefore, are not reported in the governmental funds.		
Historical cost of capital assets	\$ 2,135,844	
Accumulated depreciation	(876,986)	1,258,858
Interest on long-term debt is not reported in the governmental funds until the period in which it matures and is paid. In the government-wide statement of activities, it is recognized in the period that it is incurred. The additional liabilities for the unmatured interest owing at the end of the period are included on the Statement of Net Position.		(12,798)
Contributions to pension plans made subsequent to the measurement date are reported as expenditures in governmental funds, however, these contributions are reported as deferred outflows of resources in the statement of net position.		209,330
Long-term liabilities are not due and payable in the current period and, therefore, are not reported as liabilities in the governmental funds. Long-term liabilities, net of unamortized premiums, discounts, and deferred charges, are included in the Statement of Net Position.		
General obligation bonds payable	(974,248)	
Premium on General Obligation Bonds	(83,823)	
Net pension liability	(1,201,465)	(2,259,536)
The District's share of net differences between actual and expected experience are reported in the statement of net position as deferred outflows of resources.		12,831
The District's share of changes in assumptions are reported in the statement of net position as deferred outflows of resources.		229,998
The District's Change in employer's proportion and difference between the employer's contributions and the employer's proportionate share contributions are reported in the statement of net position as deferred inflows of resources.		(108,261)
The District's share of net differences between projected and actual earnings on plan investments are reported in the statement of net position as deferred inflows and deferred outflows of resources.		(53,676)
Total net position, governmental activities		\$ 712,165

The accompanying notes are an integral part of these financial statements.

PACIFIC ELEMENTARY SCHOOL DISTRICT
GOVERNMENTAL FUNDS
STATEMENT OF REVENUES, EXPENDITURES
AND CHANGES IN FUND BALANCES
FOR THE YEAR ENDED JUNE 30, 2019

	General Fund	Other Governmental Funds	Total Governmental Funds
REVENUES			
Local control sources:			
State apportionments	\$ 773,794	\$ -	\$ 773,794
Local sources	284,228	10,000	294,228
Federal	45,543	24,466	70,009
Other state	144,609	124,745	269,354
Other local	227,230	167,410	394,640
Total Revenues	1,475,404	326,621	1,802,025
EXPENDITURES			
Instruction	849,606	121,214	970,820
Instruction related services:			
Supervision of instruction	4,615	-	4,615
Instructional library, media, and technology	22,371	-	22,371
School site administration	194,372	558	194,930
Pupil services:			
Food services	-	130,881	130,881
All other pupil services	25,465	-	25,465
General administration:			
Data processing	5,195	-	5,195
All other general administration	116,106	19	116,125
Plant services	54,738	32,455	87,193
Community services	38,651	-	38,651
Transfers between agencies	150	-	150
Interest on long-term debt	-	36,747	36,747
Total Expenditures	1,311,269	321,874	1,633,143
Excess (deficiency) of revenues over (under) expenditures	164,135	4,747	168,882
OTHER FINANCING SOURCES (USES)			
Operating transfers in	-	2,700	2,700
Operating transfers out	(1,500)	(1,200)	(2,700)
Total Other Financing Sources (Uses)	(1,500)	1,500	-
Excess of revenues and other financing sources over (under) expenditures and other financing sources (uses)	162,635	6,247	168,882
Fund Balance - Beginning	1,090,216	176,321	1,266,537
Fund Balance - Ending	<u>\$ 1,252,851</u>	<u>\$ 182,568</u>	<u>\$ 1,435,419</u>

The accompanying notes are an integral part of these financial statements.

PACIFIC ELEMENTARY SCHOOL DISTRICT
RECONCILIATION OF THE GOVERNMENTAL FUNDS STATEMENT
OF REVENUES, EXPENDITURES, AND CHANGES IN
FUND BALANCES TO THE STATEMENT OF ACTIVITIES
FOR THE YEAR ENDED JUNE 30, 2019

Total change in fund balances - governmental funds	\$	168,882
<p>Amounts reported for governmental activities differ from amounts reported in governmental funds as follows:</p>		
<p>Capital Outlays are reported as expenditures in governmental funds. However, in the statement of activities, the cost of those assets is allocated over their estimated useful lives as depreciation expense.</p>		
Depreciation expense		(65,161)
<p>Accreted interest on capital appreciation bonds is accrued as long-term debt in the government wide financials, increasing interest expense.</p>		
		(27,541)
<p>Repayment of the principal of long-term debt is reported as an expenditure in governmental funds. However, the repayment reduces long-term liabilities in the statement of net position.</p>		
Premium on General Obligation Bonds		5,974
<p>Contributions to pension plans made subsequent to the measurement date are reported as expenditures in governmental funds, however, these contributions are reported as deferred outflows of resources in the statement of net position.</p>		
		209,330
<p>Changes in the net pension liability, deferred outflows of and deferred inflows of resources are reported as pension expenses in the statement of activities.</p>		
		<u>(84,389)</u>
Change in net position of governmental activities	\$	<u><u>207,095</u></u>

The accompanying notes are an integral part of these financial statements.

PACIFIC ELEMENTARY SCHOOL DISTRICT
NOTES TO FINANCIAL STATEMENTS
JUNE 30, 2019

NOTE 1. SIGNIFICANT ACCOUNTING POLICIES

A. General Statement

The Pacific Elementary School District is a public educational agency operating under the applicable laws and regulations of the State of California. It is governed by a three-member Board of Trustees (Board), elected by registered voters of the District. The District, comprised of an area in Santa Cruz County, was established in 1905, and currently serves students of Kindergarten through sixth grade.

B. Accounting Policies

The District prepares its basic financial statements in conformity with Generally Accepted Accounting Principles (GAAP), as prescribed by the Governmental Accounting Standards Board (GASB), and the American Institute of Certified Public Accountants (AICPA). The District complies with the policies and procedures of the Department of Education's *California School Accounting Manual*.

C. Reporting Entity

The Board, elected by the public, has authority to make decisions, appoint administrators and managers, and significantly influence operations; furthermore, it has primary accountability for fiscal matters. The District is therefore a financial reporting entity, as defined by GASB in Statement No. 14, *The Financial Reporting Entity*, and amended by GASB Statement No. 39, *Determining Whether Certain Organizations Are Component Units*.

The District reviewed criteria to determine whether other entities with District-benefiting activities should be included within its financial reporting entity. The criteria include, but are not limited to: whether the District exercises oversight-responsibility (including financial interdependency, selection of governing authority, designation of management, ability to significantly influence operations, and accountability for fiscal matters), the scope of public service, and a special financing relationship.

The District determined that no outside entity meets these criteria, and therefore, no agency has been included as a component unit in the District's general-purpose financial statements. Additionally, the District is not aware of any entity that would exercise such oversight-responsibility resulting in the District being considered a component unit of that entity.

D. Governmental Accounting Standards Board Statements Issued, Not Yet Effective

The Governmental Accounting Standards Board (GASB) has issued pronouncements prior to June 30, 2019, with effective dates that may impact future financial presentations; however, the impact of implementation of the following Statements to the District's financial statements has not been assessed at this time.

Statement No. 84, *Fiduciary Activities*

In January 2017, GASB issued Statement No. 84, *Fiduciary Activities*. This Statement is aimed at improving guidance regarding the identification and reporting of fiduciary activities for accounting and financial reporting purposes.

This Statement is effective for reporting periods beginning after December 15, 2018.

PACIFIC ELEMENTARY SCHOOL DISTRICT
NOTES TO FINANCIAL STATEMENTS
JUNE 30, 2019

NOTE 1. SIGNIFICANT ACCOUNTING POLICIES (Continued)

Statement No. 87, *Leases*

In June 2017, GASB issued Statement No. 87, *Leases*. This Statement is intended to better meet the information needs of financial statement users by improving accounting and financial reporting for leases by governments.

The requirements of this Statement are effective for reporting periods beginning after December 15, 2019.

Statement No. 89, *Accounting for Interest Cost Incurred before the End of a Construction Period*

In June of 2018, GASB issued Statement No. 89, *Accounting for Interest Cost Incurred before the End of a Construction Period*. This Statement intends to (1) to enhance the relevance and comparability of information about capital assets and the cost of borrowing for a reporting period, and (2) to simplify accounting for interest cost incurred before the end of a construction period.

The requirements of this Statement are effective for reporting periods beginning after December 15, 2019. Earlier application is encouraged.

Statement No. 90, *Majority Equity Interests—an amendment of GASB Statements No. 14 and No. 61*

In August 2018, GASB issued Statement No. 90, *Majority Equity Interests—an amendment of GASB Statements No. 14 and No. 61*. This Statement is aimed at improving the consistency and comparability of reporting a government's majority equity interest in a legally separate organization, and improving the relevance of financial statement information for certain component units.

The requirements of this Statement are effective for reporting periods beginning after December 15, 2018. Earlier application is encouraged. The requirements should be applied retroactively, except for the provisions related to (1) reporting a majority equity interest in a component unit and (2) reporting a component unit if the government acquires a 100 percent equity interest. These provisions should be applied on a prospective basis.

Statement No. 91, *Conduit Debt Obligations*

In May 2019, GASB issued Statement No. 91 *Conduit Debt Obligations*. The primary objectives of this Statement are to provide a single method of reporting conduit debt obligations by issuers, and eliminate diversity in practice associated with (1) commitments extended by issuers, (2) arrangements associated with conduit debt obligations, and (3) related note disclosures.

The requirements of this Statement are effective for reporting periods beginning after December 15, 2020. Earlier application is encouraged.

The District will analyze the impact of these new Statements prior to the effective dates listed above.

The provisions of these Statements are generally required to be applied retroactively for all periods presented. Early application, if allowable, was not adopted.

PACIFIC ELEMENTARY SCHOOL DISTRICT
NOTES TO FINANCIAL STATEMENTS
JUNE 30, 2019

NOTE 1. SIGNIFICANT ACCOUNTING POLICIES (Continued)

E. Basis of Presentation

1. Government-Wide Financial Statements

The Government-wide financial statements (i.e., statement of net position, and statement of activities) report information on all nonfiduciary activities of the District and its component units. Governmental activities, normally supported by taxes and intergovernmental revenues, are reported separately from business-type activities, which rely significantly on fees and charges for support. Likewise, the primary government is reported separately from certain legally separate component units for which it is financially accountable.

The government-wide statement of activities presents a comparison between direct expenses and program revenues for functions or programs of the District's governmental activities. Direct expenses are those specifically associated with a service, program, or department, and are therefore clearly identifiable to particular functions. The District does not allocate indirect expenses to functions in the statement of activities. Program revenues include charges paid by recipients of goods or services offered by a program, as well as grants and contributions restricted to meeting a program's operational or capital requirements. Revenues not classified as program revenues are presented as general revenues of the District, with certain limited exceptions. The comparison of direct expenses with program revenues identifies the extent to which governmental functions are self-financing, or draw from general revenues of the District.

2. Fund Financial Statements

The Financial transactions of the District are reported in individual funds in the fund financial statements. Funds are accounted for by providing separate self-balancing accounts, constituting their assets, liabilities, reserves, equity, revenues, and expenditures/expenses, as appropriate.

The emphasis in fund financial statements is on major funds in governmental-activities categories. Non-major funds, by category, are summarized into a single column. GASB Statement No. 34 sets forth minimum criteria (percentage of assets, liabilities, revenues or expenditures/expenses of either fund category, or governmental and enterprise funds combined) for the determination of major funds.

The District's accounts are organized into major and non-major governmental funds as follows:

a. Major Governmental Funds

The *General Fund* is the general operating fund of the District. It is used to account for all financial resources, except those specifically requiring accounting for in another fund.

PACIFIC ELEMENTARY SCHOOL DISTRICT
NOTES TO FINANCIAL STATEMENTS
JUNE 30, 2019

NOTE 1. SIGNIFICANT ACCOUNTING POLICIES (Continued)

b. Non-major Governmental Funds

Special Revenue Funds are used to account for the proceeds of specific revenue sources that are legally restricted to expenditures for specific purposes. The District maintains the following non-major special revenue funds:

The *Child Development Fund* is used to account for resources committed to child development programs maintained by the District.

The *Cafeteria Fund* is used to account for revenues and expenditures associated with the District's food service program.

The *Deferred Maintenance Fund* is used for the purpose of major repair or replacement of the District's facilities.

Capital Projects Funds are used to account for acquisition and construction of all major governmental capital assets. The District maintains the following non-major capital projects fund:

The *Building Fund* is used to account for the acquisition of major governmental capital facilities and buildings funded primarily with proceeds from the sale of bonds.

The *Capital Facilities Fund* is used to account for resources received from developer impact fees assessed under California Environmental Quality Act (CEQA) provisions.

Debt Service Funds are used to account for accumulation of resources and debt service payments for and related to the District's debt issuances. The District maintains the following non-major debt service fund:

The *Bond Interest and Redemption Fund* is maintained by the County Treasurer, and is used to account for both accumulation of resources from Ad Valorem tax levies, and interest payments and redemption of principal, of the District's general obligation bond issuance, as discussed later in the Notes to Financial Statements.

PACIFIC ELEMENTARY SCHOOL DISTRICT
NOTES TO FINANCIAL STATEMENTS
JUNE 30, 2019

NOTE 1. SIGNIFICANT ACCOUNTING POLICIES (Continued)

F. Basis of Accounting

Basis of accounting refers to when transactions are recorded in the financial records, and reported in the financial statements. The government-wide financial statements are reported using the economic resources measurement focus, and the accrual basis of accounting.

Governmental funds are reported using the current financial resources measurement focus, and the modified accrual basis of accounting.

1. Revenues - Exchange and Non-exchange Transactions

Revenue resulting from exchange transactions, in which each party gives and receives essentially equal value, is recorded under the accrual basis when the exchange takes place. Under the modified accrual basis, revenue is recorded in the fiscal year in which the resources are measurable and become available. "Available" means the resources will be collected within the current fiscal year, or are expected to be collected soon enough thereafter, for use in paying liabilities of the current fiscal year. For the District, "available" means collectable within the current period or within 45, 60, or 90 days after year-end, depending on the revenue source. However, to achieve comparability of reporting among California Districts, and as to not distort normal revenue patterns, with specific respect to reimbursement grants and corrections to state aid apportionments, the California Department of Education has defined available as collectible within one year.

Non-exchange transactions are those in which the District receives value without directly giving equal value in return, including property taxes, grants, and entitlements. Under the accrual basis, revenue from property taxes is recognized in the fiscal year for which the taxes are levied. Revenue from grants and entitlements is recognized in the fiscal year in which all eligibility requirements have been satisfied. Eligibility requirements include timing requirements, which specify the year when resources are to be used, or the fiscal year when use is first permitted; matching requirements, in which the District must provide local resources to use for a specific purpose; and expenditure requirements, in which resources are provided to the District on a reimbursement basis. Under modified accrual basis, revenue from non-exchange transactions must also be available before it is recognized.

2. Unearned Revenue

Unearned revenue arises when assets are received before revenue recognition criteria have been satisfied. Grants and entitlements received before eligibility requirements are met are recorded as unearned revenue. On governmental fund financial statements, receivables associated with non-exchange transactions that will not be collected within the availability period have also been recorded as unearned revenue.

PACIFIC ELEMENTARY SCHOOL DISTRICT
NOTES TO FINANCIAL STATEMENTS
JUNE 30, 2019

NOTE 1. SIGNIFICANT ACCOUNTING POLICIES (Continued)

3. Expenses/Expenditures

Under accrual basis of accounting, expenses are recognized at the time incurred. However, the measurement focus of governmental fund accounting is on decreases in net financial resources (expenditures), rather than expenses. Expenditures are generally recognized in the accounting period in which related fund liability is incurred, if measurable. Allocations of cost, (i.e., depreciation and amortization), are not recognized on governmental fund financial statements.

G. Budgets and Budgetary Accounting

Annual budgets are adopted on a basis consistent with accounting principles generally accepted in the United States of America for all governmental funds. By state law, the District's governing board must adopt a final budget no later than July 1. A public hearing must be conducted to receive comments prior to adoption. The District's governing board satisfied these requirements.

During the year, these budgets are revised by the District's governing board and superintendent to give consideration to unanticipated revenue and expenditures. original and final revised budgets for the General Fund are presented as required supplementary information in these financial statements.

During the year, formal budgetary integration was employed as a management control device for all budgeted funds. The District employs budget control by minor object and individual appropriation accounts. Expenditures cannot legally exceed appropriations by major object account.

H. Encumbrances

Encumbrance accounting is used in all budgeted funds to reserve portions of applicable appropriations for which commitments have been made. Encumbrances are recorded for purchase orders, contracts, and other commitments when they are written. Encumbrances are liquidated when the commitments are paid. All encumbrances are liquidated on June 30.

I. Assets, Liabilities, and Equity

1. Cash and Equivalents

The District considers all highly liquid investments, with a maturity of three months or less at the time of purchase, to be cash equivalents.

2. Receivables

Accounts receivable in governmental fund types consist primarily of receivables from federal, state, and local governments for various programs.

PACIFIC ELEMENTARY SCHOOL DISTRICT
NOTES TO FINANCIAL STATEMENTS
JUNE 30, 2019

NOTE 1. SIGNIFICANT ACCOUNTING POLICIES (Continued)

3. Prepaid Expenditures

The District has the option of reporting expenditures for prepaid items in governmental funds either when paid, or during the benefiting period. The District has chosen to report the expenditure when paid and, therefore, no asset is reported.

4. Capital Assets

Capital assets are those purchased or acquired with an original cost of \$20,000 or more, and are reported at historical cost, or estimated historical cost. Contributed assets are reported at fair market value as of the date received. Additions, improvements, and other capital outlays that significantly extend the useful life of an asset are capitalized. The costs of normal maintenance and repairs that do not add to the value of the assets, or materially extend the asset's lives, are not capitalized, but are expensed as incurred. Depreciation on all capital assets is computed using a straight-line basis and an annual convention over the following estimated useful lives:

Land improvements	20
Buildings and improvements	20 - 50

5. Compensated Absences

Accumulated sick leave benefits are not recognized as liabilities of the District. The District's policy is to record sick leave as an operating expense in the period taken, since such benefits do not vest, nor is payment probable; however, unused sick leave is added to the creditable service period, for calculation of retirement benefits, when the employee retires.

6. Pensions

For purposes of measuring the net pension liability and deferred outflows/inflows of resources related to pensions and pension expense, information about the fiduciary net position of the District's plans (Plans), and additions to/deductions from the Plans' fiduciary net position, have been determined on the same basis as they are reported by the California State Teachers' Retirement System (CalSTRS) and the California Public Employees' Retirement System (CalPERS). For this purpose, benefit payments (including refunds of employee contributions) are recognized when due, and payable in accordance with the benefit terms. Investments are reported at fair value.

Generally accepted accounting principles require that the reported results must pertain to liability and asset information within certain defined timeframes. For this report, the following time frames are used:

Valuation Date	June 30, 2017
Measurement Date	June 30, 2018
Measurement Period	July 1, 2017 to June 30, 2018

PACIFIC ELEMENTARY SCHOOL DISTRICT
NOTES TO FINANCIAL STATEMENTS
JUNE 30, 2019

NOTE 1. SIGNIFICANT ACCOUNTING POLICIES (Continued)

7. Accrued Liabilities and Long-Term Obligations

Payables, accrued liabilities, and long-term obligations are reported in the government-wide financial statements. In general, governmental fund payables and accrued liabilities that, once incurred, are paid in a timely manner and in full, from current financial resources, and are reported as obligations of the funds. The District reports long-term obligations of governmental funds at face value in the government-wide financial statements.

In the fund financial statements, governmental funds recognize bond premiums and discounts as well as bond issuance costs, during the current period. The face amount of the debt issued is reported as other financing sources.

8. Deferred Outflows/Inflows of Resources

In addition to assets, the statement of financial position will sometimes report a separate section for deferred outflows of resources. This separate financial statement element, deferred outflows of resources, represents a consumption of net position or fund balance that applies to a future period(s) and thus, will not be recognized as an outflow of resources (expense/expenditure) until then.

In addition to liabilities, the statement of financial position will sometimes report a separate section for deferred inflows of resources. This separate financial statement element, deferred inflows of resources, represents an acquisition of net position or fund balance that applies to a future period(s) and so will not be recognized as an inflow of resources (revenue) until that time.

9. Fund Balance Classifications

The governmental fund financial statements present fund balances based on a classification hierarchy that depicts the extent to which the District is bound by spending constraints imposed on the use of its resources. The classifications used in the governmental fund financial statements are as follows:

a. Nonspendable Fund Balance

The nonspendable fund balance classification reflects amounts that are not in spendable form. Examples include inventory and prepaid items. This classification also reflects amounts that are in spendable form but that are legally or contractually required to remain intact.

b. Restricted Fund Balance

The committed fund balance classification reflects amounts subject to internal constraints self-imposed by formal action of the highest level of decision-making authority. The governing board is the highest level of decision-making authority for the District. Commitments may be established, modified, or rescinded only through resolutions or other action as approved by the governing board.

PACIFIC ELEMENTARY SCHOOL DISTRICT
NOTES TO FINANCIAL STATEMENTS
JUNE 30, 2019

NOTE 1. SIGNIFICANT ACCOUNTING POLICIES (Continued)

c. Committed Fund Balance

The committed fund balance classification reflects amounts subject to internal constraints self-imposed by formal action of the highest level of decision-making authority. The constraints giving rise to committed fund balance must be imposed no later than the end of the fiscal year. The actual amounts may be determined subsequent to that date but prior to the issuance of the financial statements.

d. Assigned Fund Balance

The assigned fund balance classification reflects amounts that the District intends to be used for specific purposes. Assignments may be established either by the Board of Trustees or by a designee of the Board of Trustees and are subject to neither the restricted nor committed levels of constraint.

Constraints giving rise to assigned fund balance are not required to be imposed, modified, or removed by formal action of the highest level of decision-making authority. The action may be delegated to another body or official.

e. Unassigned Fund Balance and Minimum Fund Balance Policy

In the General Fund only, the unassigned fund balance classification reflects the residual balance that has not been assigned to other funds and that is not restricted, committed, or assigned to specific purposes.

The Reserve for Economic Uncertainties maintained by the District pursuant to the Criteria and Standards for fiscal solvency adopted by the State Board of Education is a stabilization-like arrangement of the "minimum fund balance policy" type. The Reserve for Economic Uncertainties does not meet the criteria to be reported as either restricted or committed because it is not an externally enforceable legal requirement, and because even where the Reserve for Economic Uncertainties is established by formal action of the District's highest level of decision-making authority, the circumstances in which the Reserve for Economic Uncertainties might be spent are by their nature neither specific nor non-routine. For this reason, the Reserve for Economic Uncertainties is reported as unassigned fund balance.

The District is committed to maintaining a prudent level of financial resources to protect against the need to reduce service levels because of temporary revenue shortfalls or unpredicted expenditures. The Board intends to maintain a minimum fund balance of 10 percent of the District's General Fund annual operating expenditures. If a fund balance drops below 10 percent, it shall be recovered at a rate of 1 percent minimally, each year.

The District's policy regarding the order in which spendable fund balances are spent when more than one classification is available for a specific purpose is that they are spent in restricted, committed, assigned, and then unassigned order.

PACIFIC ELEMENTARY SCHOOL DISTRICT
NOTES TO FINANCIAL STATEMENTS
JUNE 30, 2019

NOTE 1. SIGNIFICANT ACCOUNTING POLICIES (Continued)

10. Local Control Funding Formula / Property Taxes

The District's local control funding formula revenue is received from a combination of local property taxes, state apportionments, and other local sources.

The county is responsible for assessing, collecting, and apportioning property taxes. Taxes are levied for each fiscal year on taxable real and personal property in the county. The levy is based on the assessed values as of the preceding January 1, which is also the lien date. Property taxes on the secured roll are due on November 1 and February 1, and taxes become delinquent after December 10 and April 10, respectively. Property taxes on the unsecured roll are due on the lien date (January 1), and become delinquent if unpaid by August 31.

Secured property taxes are recorded as revenue when apportioned, in the fiscal year of the levy. The county apportions secured property tax revenue in accordance with the alternate method of distribution prescribed by Section 4705 of the California Revenue and Taxation Code. This alternate method provides for crediting each applicable fund with its total secured taxes upon completion of the secured tax roll - approximately October 1 of each year.

The County Auditor reports the amount of the District's allocated property tax revenue to the California Department of Education. Property taxes are recorded as local control funding formula sources by the District.

The California Department of Education reduces the District's entitlement by the District local property tax revenue. The balance is paid from the state General Fund, and is known as the State Apportionment.

The District's Base Local Control Funding Formula Revenue is the amount of general-purpose tax revenue, per average daily attendance (ADA), that the District is entitled to by law. This amount is multiplied by the second period ADA to derive the District's total entitlement.

J. Investment Valuation

The District categorizes the fair value measurements of its investments based on the hierarchy established by generally accepted accounting principles. The fair value hierarchy, which has three levels, is based on the valuation inputs used to measure an asset's fair value: Level 1 inputs are quoted prices in active markets for identical assets; Level 2 inputs are significant other observable inputs; Level 3 inputs are significant unobservable inputs.

Cash in County Treasury pools are measured at fair value using level 1 inputs. Fair market value adjustments have not been recorded as they are determined immaterial to the District.

K. Estimates

The preparation of financial statements in conformity with generally accepted accounting principles requires management to make estimates and assumptions that affect the reported amounts of assets and liabilities and disclosure of contingent assets and liabilities at the date of the financial statements and reported amounts of revenues and expenditures during the reporting period. Actual amounts could differ from those estimates.

PACIFIC ELEMENTARY SCHOOL DISTRICT
 NOTES TO FINANCIAL STATEMENTS
 JUNE 30, 2019

NOTE 2. CASH AND EQUIVALENTS

Cash and equivalents at June 30, 2019 are classified in the accompanying financial statements as follows:

	Governmental Activities
Cash and Equivalents	
Pooled Funds:	
Cash in county treasury	\$ 1,688,335
Total Cash and Equivalents	\$ 1,688,335

A. Cash in County Treasury

In accordance with *Education Code* 41001, the District maintains substantially all cash in the Santa Cruz County Treasury (the Treasury). The Treasury pools these funds with those of other districts in the County and invests the cash. The share of each fund in the pooled cash account is accounted for separately, and interest earned is apportioned quarterly to funds legally required to receive interest, based on the relationship of a fund's daily balance to total pooled cash and investments.

Participants' equity in the investment pool is determined by the dollar amount of participant deposits, adjusted for withdrawals and distributed income. This method differs from the fair value method used to value investments in these financial statements, in that unrealized gains or losses are not distributed to pool participants.

In accordance with GASB Statement No. 31, Accounting and Financial Reporting for Certain Investments and for External Investment Pools, Investments were stated at cost, as the fair market value adjustment at the year-end was immaterial.

The Treasury is authorized to deposit cash and invest excess funds by *California Government Code* Section 53648 et seq. The funds maintained by the Treasury are either secured by federal depository insurance or are collateralized.

The Treasury is restricted by *Government Code* Section 53635, pursuant to Section 53601, to invest in time deposits; U.S. government securities; state registered warrants, notes or bonds; the State Treasurer's investment pool; bankers' acceptances; commercial paper; negotiable certificates of deposit; and repurchase or reverse repurchase agreements.

PACIFIC ELEMENTARY SCHOOL DISTRICT
 NOTES TO FINANCIAL STATEMENTS
 JUNE 30, 2019

NOTE 2. CASH AND EQUIVALENTS (Continued)

B. Investments Authorized by the District's Investment Policy

The table below identifies investment types authorized for the District by the *California Government Code* Section 53601. This table also identifies certain provisions of the *California Government Code* that address interest rate risk, credit risk, and concentration of credit risk.

Authorized Investment Type	Maximum Maturity	Maximum Percentage of Portfolio	Maximum Investment in One Issuer
Local Agency Bonds	5 years	None	None
U.S. Treasury Obligations	5 years	None	None
State Obligations	5 years	None	None
U.S. Agency Obligations	5 years	None	None
Bankers Acceptances	180 days	40%	None
Commercial Paper - Pooled Funds	270 days	40% of the agency's money	Highest letter and number rating by an
Commercial Paper - Non-Pooled Funds	270 days	25% of the agency's money	Highest letter and number rating by an
Negotiable Certificates of Deposit	5 years	30%	None
Repurchase Agreements	1 year	None	None
Reverse Repurchase Agreements and Securities Lending Agreements	92 days	20% of the base value of the portfolio	None
Medium-Term Notes	5 years	30%	"A" rating category or its equivalent or better
Mutual Funds\ Money Market Mutual Funds	N/A	20%	Multiple
Mortgage Pass-Through Securities	5 years	20%	"AA" rating category or its equivalent or better
County Pooled Investment Funds	N/A	None	None
Joint Power Authority Pools	N/A	None	Multiple
Local Agency Investment Funds (LAIF)	N/A	None	None

C. Interest Rate Risk

Interest rate risk is the risk that changes in market interest rates will adversely affect the fair value of an investment. Generally, the longer the maturity of an investment, the greater the sensitivity of its fair values to changes in market interest rates. As of June 30, 2019, the weighted average maturity of the investments contained in the Treasury investment pool was 243 days.

D. Credit Risk

Generally, credit risk, is the risk that an issuer of an investment will not fulfill its obligation to the holder of the investment. This is measured by the assignment of a rating by a nationally recognized statistical rating organization. The County Treasury investment pool does not have a rating provided by a nationally recognized statistical rating organization.

PACIFIC ELEMENTARY SCHOOL DISTRICT
 NOTES TO FINANCIAL STATEMENTS
 JUNE 30, 2019

NOTE 2. CASH AND EQUIVALENTS (Continued)

E. Custodial Credit Risk – Deposits

This is the risk that in the event of a bank failure, the District’s deposits may not be returned to it. The District does not have a formal policy for custodial credit risk for deposits.

Cash balances in banks and revolving funds are insured up to \$250,000 by the Federal Deposit Insurance Corporation (FDIC). As of June 30, 2019, the District’s bank balances were fully insured.

F. Custodial Credit Risk – Investments

This is the risk that, in the event of the failure of the counterparty, the District will not be able to recover the value of its investments or collateral securities that are in possession of an outside party. The *California Government Code* and the District’s investment policy do not contain legal or policy requirements that would limit the exposure to custodial credit risk for investments.

G. Custodial Credit Risk – Investments

This is the risk that, in the event of the failure of the counterparty, the District will not be able to recover the value of its investments or collateral securities that are in possession of an outside party. The *California Government Code* and the District’s investment policy do not contain legal or policy requirements that would limit the exposure to custodial credit risk for investments.

NOTE 3. INTERFUND TRANSACTIONS

Interfund transactions are reported as either loans, services provided, reimbursements, or transfers. Loans are reported as interfund receivables or payables, and are subject to elimination upon consolidation. Services provided, deemed to be at market or near market rates, are treated as revenues and expenditures/expenses. Reimbursements occur when one fund incurs a cost, charges the appropriate benefiting fund, and reduces its related cost as a reimbursement. All other interfund transactions are treated as transfers. Transfers among governmental funds are netted as part of the reconciliation to the government wide financial statements.

A. Interfund Receivables/Payables (Due From/Due To)

As of June 30, 2019, interfund receivables and payables were as follows:

<u>Transfers In</u>	<u>Transfers Out</u>	<u>Amount</u>	<u>Purpose</u>
Cafeteria Fund	General Fund	\$ 1,500	Transfer recreation funds to Cafeteria fund per budget.
Cafeteria Fund	Child Development Fund	<u>1,200</u>	Transfer from Child Development fund to Cafeteria fund for breakfasts.
Total		<u>\$ 2,700</u>	

All interfund receivables and payables are scheduled to be paid within one year.

PACIFIC ELEMENTARY SCHOOL DISTRICT
 NOTES TO FINANCIAL STATEMENTS
 JUNE 30, 2019

NOTE 4. CAPITAL ASSETS

The changes in capital assets for the year ended June 30, 2019, are shown below:

	<u>Balance</u> <u>July 1, 2018</u>	<u>Additions</u>	<u>Decreases</u>	<u>Balance</u> <u>June 30, 2019</u>
Capital Assets Being Depreciated:				
Land improvements	\$ 115,548	\$ -	\$ -	\$ 115,548
Buildings and improvements	<u>2,020,296</u>	<u>-</u>	<u>-</u>	<u>2,020,296</u>
Total Capital Assets Being Depreciated	<u>2,135,844</u>	<u>-</u>	<u>-</u>	<u>2,135,844</u>
Less Accumulated Depreciation for:				
Land improvements	(115,548)	-	-	(115,548)
Buildings and improvements	<u>(696,277)</u>	<u>(65,161)</u>	<u>-</u>	<u>(761,438)</u>
Total Accumulated Depreciation	<u>(811,825)</u>	<u>(65,161)</u>	<u>-</u>	<u>(876,986)</u>
Total Capital Assets Being Depreciated, Net	<u>1,324,019</u>	<u>(65,161)</u>	<u>-</u>	<u>1,258,858</u>
Total Governmental Activities Capital Assets, Net	<u>\$ 1,324,019</u>	<u>\$ (65,161)</u>	<u>\$ -</u>	<u>\$ 1,258,858</u>

Depreciation expense was charged to governmental activities as follows:

Instruction	<u>\$ 65,161</u>
Total Depreciation Expense	<u><u>\$ 65,161</u></u>

PACIFIC ELEMENTARY SCHOOL DISTRICT
 NOTES TO FINANCIAL STATEMENTS
 JUNE 30, 2019

NOTE 5. GENERAL OBLIGATION BONDS

In August 2013, the District issued General Obligation Bonds in the amount of \$828,471 for the purpose of financing the renovation, construction and improvement of school facilities in the District. The bonds were authorized pursuant to the election of the registered voters of the District held on November 6, 2012 and are payable from the ad valorem taxes to be levied annually upon all properties subject to taxation by the District. The current interest and capital appreciation bonds interest rates range between 5.25 percent and 12.00 percent. The bonds are scheduled to mature through August 2052.

The outstanding bonded debt of the District as of June 30, 2019 is as follows:

General Obligation Bonds	Date of Issuance	Interest Rate %	Maturity Date August 1	Amount of Original Issue	Outstanding Principal and Accreted Interest June 30, 2018	Current Year Additions	Accreted Interest Current Year	Redeemed Current Year	Balance June 30, 2019
2012 Current Interest	2013	5.25	2052	\$ 585,000	\$ 585,000	\$ -	\$ -	\$ -	\$ 585,000
2012 Capital Appreciation	2013	8.00 - 12.00	2047	1,635,000	361,707	-	27,541	-	389,248
Totals					<u>\$ 946,707</u>	<u>\$ -</u>	<u>\$ 27,541</u>	<u>\$ -</u>	<u>\$ 974,248</u>

Future debt service requirements related to this liability will continue to be accounted for in the District's Bond Interest and Redemption Fund and are as follows:

For the Year Ended June 30:	Principal and Accreted Interest	Future Interest	Total
2020	\$ 20,000	\$ 30,714	\$ 50,714
2021	-	30,714	30,714
2022	-	30,714	30,714
2023	-	30,714	30,714
2024	50,141	50,573	100,714
2025 - 2029	63,267	220,303	283,570
2030 - 2034	71,447	302,123	373,570
2035 - 2039	69,688	398,882	468,570
2040 - 2044	66,213	527,357	593,570
2045 - 2049	163,492	542,059	705,551
2050 - 2053	470,000	43,839	513,839
Totals	<u>\$ 974,248</u>	<u>\$ 2,207,992</u>	<u>\$ 3,182,240</u>

The District has sold its bonds at a total net premium of \$124,661. The premiums are being amortized using the straight-line method over the life of the related bond issue as a reduction in annual interest expense. Amortization of \$5,974 was recognized during the 2018/2019 fiscal year.

PACIFIC ELEMENTARY SCHOOL DISTRICT
 NOTES TO FINANCIAL STATEMENTS
 JUNE 30, 2019

NOTE 6. PENSION PLANS

Qualified employees are covered under multiple-employer defined benefit pension plans maintained by agencies of the State of California. Certificated employees are members of the California State Teachers' Retirement System (CalSTRS), and classified employees are members of the California Public Employees' Retirement System (CalPERS).

A. California State Teachers' Retirement System

1. Plan Description and Provisions

The District contributes to CalSTRS, a cost-sharing multiple-employer public-employee retirement-system-defined benefit pension plan administered by CalSTRS, which acts as a common investment and administrative agent for its participating member employers. Benefit provisions are established by state statutes, as legislatively amended, within the State Teachers' Retirement Law. CalSTRS issues publicly available reports, including full description of the pension plans regarding benefit provisions, assumptions, and membership information, found on CalSTRS' website.

2. Benefits Provided

The plan provides retirement, disability, and survivor benefits to beneficiaries. Beneficiaries of a retired member who elected an option receive a continuing lifetime benefit upon the member's death.

The Plans' provisions and benefits in effect at June 30, 2019, are summarized as follows:

Hire Date	<u>After January 1, 2013</u>	<u>On Or Before December 31, 2012</u>
Benefit Formula	2% @ age 62	2% @ age 60
Benefit Vesting Schedule	5 years of service	5 years of service
Benefit Payments	Payable upon retirement	Payable upon retirement
Retirement Age	Age 55 with at least 5 years service.	Age 55 with at least 5 years service, or age 50 with 30 years of service.
Monthly Benefits as a % of Eligible Compensation	Variable based on age factor 2.0% at age 62 to 2.4% maximum at age 65 or older.	Variable based on age factor 2.0% at age 60 to 2.4% maximum at age 63 or older.
Required Employee Contribution Rates	10.205%	10.250%
Required Employer Contribution Rates	16.28%	16.28%
Required State Contribution Rates	9.828%	9.828%

PACIFIC ELEMENTARY SCHOOL DISTRICT
NOTES TO FINANCIAL STATEMENTS
JUNE 30, 2019

NOTE 6. PENSION PLANS (Continued)

3. Contributions

Active plan members are required to contribute 9.21 percent of their salary and the District is required to contribute an actuarially determined rate. The actuarial methods and assumptions used for determining the rate are those adopted by the CalSTRS Teachers' Retirement Board.

For the year ended June 30, 2019, the contributions recognized as part of pension expense for the Plan were as follows:

Contributions - employer	\$	72,297
Contributions - state on behalf		41,582

4. Discount Rate

The discount rate used to measure the total pension liability was 7.10 percent. The projection of cash flows used to determine the discount rate assumed that contributions from plan members and employers will be made at statutory contribution rates in accordance with the rate increase per Assembly Bill 1469. Projected inflows from investment earnings were calculated using the long-term assumed investment rate of return (7.10 percent) and assuming that contributions, benefit payments, and administrative expense occur midyear. Based on those assumptions, the State Teachers Retirement Plan's (STRP) fiduciary net position was projected to be available to make all projected future benefit payments to current plan members. Therefore, the long-term assumed investment rate of return was applied to all periods of projected benefit payments to determine the total pension liability.

PACIFIC ELEMENTARY SCHOOL DISTRICT
 NOTES TO FINANCIAL STATEMENTS
 JUNE 30, 2019

NOTE 6. PENSION PLANS (Continued)

The long-term expected rate of return on pension plan investments was determined using a building-block method in which best-estimate ranges of expected future real rates of return (expected returns, net of pension plan investment expense and inflation) are developed for each major asset class. The best-estimate ranges were developed using capital market assumptions from CalSTRS general investment consultant (Pension Consulting Alliance - PCA) as an input to the process. Based on the model from CalSTRS consulting actuary's (Milliman) investment practice, a best estimate range was determined by assuming the portfolio is re-balanced annually and that annual returns are lognormally distributed and independent from year to year to develop expected percentiles for the long-term distribution of annualized returns. The assumed asset allocation by PCA is based on board policy for target asset allocation in effect on February 2, 2012, the date the current experience study was approved by the board. Best estimates of 10-year geometric real rates of return and the assumed asset allocation for each major asset class used as input to develop the actuarial investment rate of return are summarized in the following table:

	<u>Asset Allocation</u>	<u>Long-Term Expected Real Rate of Return (20-year average)</u>
Global Equity	47.00%	6.30%
Fixed Income	12.00%	0.30%
Real Assets	13.00%	5.20%
Private Equity	13.00%	9.30%
Risk Mitigating Strategies	9.00%	2.90%
Inflation Sensitive	4.00%	3.80%
Liquidity (Cash)	2.00%	-1.00%
Total	<u>100%</u>	

5. On Behalf Payment

The State of California makes contributions to STRS on behalf of the District. Under accounting principles generally accepted in the United States of America, these amounts have been recorded as revenue in the government-wide financial statements. For the year ended June 30, 2019 the District has recorded \$41,582 of State on behalf payments as revenue.

PACIFIC ELEMENTARY SCHOOL DISTRICT
 NOTES TO FINANCIAL STATEMENTS
 JUNE 30, 2019

NOTE 6. PENSION PLANS (Continued)

B. California Public Employees' Retirement System

1. Plan Description and Provisions

The District contributes to the School Employer Pool under the CalPERS, a cost-sharing multiple-employer public employee retirement system defined benefit pension plan administered by CalPERS, which acts as a common investment and administrative agent for its participating member employers. Benefit provisions are established by State statutes, as legislatively amended, within the Public Employees' Retirement Law. CalPERS issues publicly available reports, including full description of the pension plans regarding benefit provisions, assumptions, and membership information, found on CalPERS' website.

2. Benefits Provided

The plan provides retirement and disability benefits, annual cost-of-living adjustments, and death benefits to plan members and beneficiaries. Benefit provisions are established by State statutes, as legislatively amended, within the Public Employees' Retirement Law. Benefits are based on years of credited service, equal to one year of full-time employment. Members with five years of total service are eligible to retire at age 50 with statutorily reduced benefits. All members are eligible for non-duty disability benefits after 10 years of service.

The Plans' provisions and benefits in effect at June 30, 2019, are summarized as follows:

Hire Date	After January 1, 2013	On Or Before December 31, 2012
Benefit Formula	2% @ age 62	2% @ age or 55
Benefit Vesting Schedule	5 years of service	5 years of service
Benefit Payments	Monthly	Monthly
Retirement Age	Age 52 with at least 5 years service	Age 50 with at least 5 years service
Monthly Benefits as a % of Eligible Compensation	Variable based on age factor 2.0% at age 62 to 2.4% maximum	Variable based on age factor 2.0% at age 55 to 2.5% maximum
Required Employee Contribution Rates	6.50%	7.00%
Required Employer Contribution Rates	15.53%	15.53%

PACIFIC ELEMENTARY SCHOOL DISTRICT
NOTES TO FINANCIAL STATEMENTS
JUNE 30, 2019

NOTE 6. PENSION PLANS (Continued)

3. Contributions

Active plan members are required to contribute 6.00 percent of their salary, while the District is required to contribute an actuarially determined rate. The actuarial methods and assumptions for determining the rate are those adopted by CalPERS' Board of Administration.

For the year ended June 30, 2019, contributions recognized as part of the Plan's pension expense were as follows:

Contributions - employer	\$	25,390
--------------------------	----	--------

4. Discount Rate

The discount rate used to measure the total pension liability was 7.15 percent. A projection of expected benefit payments and contributions was performed to determine if assets would be exhausted. The test revealed the assets would not run out, thus the long-term expected rate of return on pension plan investments was applied to all periods of projected benefit payments to determine total pension liability for the Schools Pool. The results of the crossover testing for the Schools Pool are presented in a detailed report found at CalPERS' website.

The long-term expected rate of return on pension plan investments was determined using a building-block method in which best-estimate ranges of expected future real rates of return (expected returns, net of pension plan investment expense and inflation) are developed for each major asset class.

PACIFIC ELEMENTARY SCHOOL DISTRICT
 NOTES TO FINANCIAL STATEMENTS
 JUNE 30, 2019

NOTE 6. PENSION PLANS (Continued)

In determining long-term expected rate of return, staff considered both short and long-term market return expectations, as well as expected pension fund cash flows. Such cash flows were developed assuming that, in all future years, both members and employers will make their required contributions as scheduled. Using historical returns of all fund asset classes, expected compound (geometric) returns were calculated over short-term (first 10 years) and long-term (11-60 years) using a building-block approach. Using the expected nominal returns for both short and long-term, the present value of benefits was calculated for each fund. Expected rate of return was set by calculating the single equivalent expected return arriving at the present value of benefits for cash flows equal to that calculated using both short and long-term returns. The expected rate of return was then set as the single equivalent rate, and rounded down to the nearest quarter of a percent.

The table below reflects long-term expected real rate of return by asset class. The rate of return was calculated using capital market assumptions applied to determine the discount rate and asset allocation. These geometric rates of return are net of administrative expenses.

	Asset Allocation	Real Return Years 1 - 10 (a)	Real Return Years 11+ (b)
Global Entity	50.00%	4.80%	5.98%
Fixed Income	28.00%	1.00%	2.62%
Inflation Assets	0.00%	0.77%	1.81%
Private Equity	8.00%	6.30%	7.23%
Real Assets	13.00%	3.75%	4.93%
Liquidity	1.00%	0.00%	-0.92%
Total	<u>100%</u>		

(a) an expected inflation of 2.00% used for this period

(b) an expected inflation of 2.92% used for this period

C. Social Security

As established by Federal law, public sector employees who are not members of their employer's existing retirement system (STRS or PERS) must be covered by social security or an alternative plan. The District has elected to use Social Security.

PACIFIC ELEMENTARY SCHOOL DISTRICT
 NOTES TO FINANCIAL STATEMENTS
 JUNE 30, 2019

NOTE 6. PENSION PLANS (Continued)

D. Pension Liabilities, Pension Expenses and Deferred Outflows/Inflows of Resources Related to Pensions

1. Pension Liability

As of June 30, 2019, the District reported net pension liabilities for its proportionate shares of each Plan's net pension liability as follows:

CalSTRS	\$	870,995
CalPERS		330,470
Total District net pension liability		1,201,465
State's proportionate share of the CalSTRS net pension liability associated with the District		
		498,686
Total	\$	1,700,151

The District's net pension liability for each Plan is measured as its proportionate share of the net pension liability. The net pension liability of each Plan is measured as of June 30, 2018. The total pension liability for each Plan used to calculate net pension liability was determined by an actuarial valuation as of June 30, 2017, rolled forward to June 30, 2018 using standard update procedures. The District's proportion of net pension liability was based on a projection of the District's long-term share of contributions to the pension plans relative to the projected contributions of all participating employers, actuarially determined. The District's proportionate share of net pension liability for each Plan as of June 30, 2017 and 2018 was as follows:

	CalSTRS	CalPERS
District Proportion - June 30, 2017	0.0009%	0.0015%
District Proportion - June 30, 2018	0.0009%	0.0012%
Change - Increase (Decrease)	0.0000%	-0.0002%

PACIFIC ELEMENTARY SCHOOL DISTRICT
 NOTES TO FINANCIAL STATEMENTS
 JUNE 30, 2019

NOTE 6. PENSION PLANS (Continued)

2. Pension Expenses and Deferred Outflows/Inflows of Resources

For the year ended June 30, 2019, the District recognized pension expense of \$84,389. At June 30, 2019, the District reported deferred outflows and inflows of resources related to pensions from the following sources:

	Deferred Outflows of Resources	Deferred Inflows of Resources
Pension contributions subsequent to measurement date	\$ 209,330	\$ -
Differences between actual and expected experience	29,900	(17,070)
Changes in assumptions	232,036	(2,038)
Change in employer's proportion and difference between the employer's contributions and the employer's proportionate share contributions	136,899	(245,159)
Net differences between projected and actual earnings on plan investments	40,222	(93,898)
Total	\$ 648,387	\$ (358,165)

The \$209,330 reported as deferred outflows of resources related to contributions subsequent to the measurement date will be recognized as a reduction of net pension liability in the year ended June 30, 2019. Other amounts reported as deferred inflows and outflows of resources related to pensions will be recognized as pension expense as follows:

<u>For the Year Ended June 30:</u>	
2020	\$ 64,352
2021	66,646
2022	22,746
2023	(20,024)
2024	(13,859)
Thereafter	(38,968)
Totals	\$ 80,892

PACIFIC ELEMENTARY SCHOOL DISTRICT
NOTES TO FINANCIAL STATEMENTS
JUNE 30, 2019

NOTE 6. PENSION PLANS (Continued)

3. Actuarial Assumptions.

The total pension liabilities in the June 30, 2017 actuarial valuations were determined using the following actuarial assumptions:

	<u>CalSTRS</u>	<u>CalPERS</u>
Valuation Date	June 30, 2017	June 30, 2017
Measurement Date	June 30, 2018	June 30, 2018
Measurement Period	July 1, 2017 through June 30, 2018	July 1, 2017 through June 30, 2018
Actuarial Cost Method	Individual Entry Age Normal	Individual Entry Age Normal
Actuarial Assumptions:		
Discount Rate	7.10%	7.15%
Inflation Rate	2.75%	2.75%
Payroll Growth	3.50%	Varies by Entry Age and Service
Investment Rate of Return	7.10%	7.15%
Experience Study / Period Upon Which Actuarial Experience Survey Assumptions Were Based	2010-2015	1997-2015
Mortality Rate	(Custom CalSTRS rates) See June 30, 2016 DB Program funding valuation for details.	Derived using CalPERS' Membership Data for all Funds
Post-retirement Benefit Increases	2.00% simple for DB (Annually) Maintain 85% purchasing power level DB, Not applicable for DBS/CBB	2.00% until Purchasing Power Protection Allowance Floor on Purchasing Power applies, 2.50% thereafter

PACIFIC ELEMENTARY SCHOOL DISTRICT
 NOTES TO FINANCIAL STATEMENTS
 JUNE 30, 2019

NOTE 6. PENSION PLANS (Continued)

4. Sensitivity of the Proportionate Share of the Net Pension Liability to Changes in the Discount Rate

The following presents the District's proportionate share of net pension liability for each Plan, calculated using the discount rate for each Plan, as well as what the District's proportionate share of net pension liability would be if it were calculated using a discount rate that is one percent lower, or one percent higher, than the current rate:

	CalSTRS		CalPERS	
1% Decrease		6.10%		6.15%
Net Pension Liability	\$	1,275,906	\$	481,148
Current Discount Rate		7.10%		7.15%
Net Pension Liability	\$	870,995	\$	330,470
1% Increase		8.10%		8.15%
Net Pension Liability	\$	535,285	\$	205,460

5. Pension Plan Fiduciary Net Position

Detailed information about each pension plan's fiduciary net position is available in the separately issued financial reports.

NOTE 7. GENERAL LONG-TERM DEBT – SCHEDULE OF CHANGES

A schedule of changes in long-term debt for the year ended June 30, 2019 is shown below:

	Balance		Balance		Due within
	July 1, 2018	Additions	Reductions	June 30, 2019	One Year
General obligation bonds payable	\$ 946,707	\$ 27,541	\$ -	\$ 974,248	\$ 20,000
Premium on General Obligation Bonds	89,797	-	5,974	83,823	-
Net Pension Liability	1,217,733	-	16,268	1,201,465	-
Totals	\$ 2,254,237	\$ 27,541	\$ 22,242	\$ 2,259,536	\$ 20,000

General obligation bonds issued for governmental activity purposes are liquidated by the Bond Interest and Redemption Fund. The net pension liability is liquidated from the funds for which the related employees are compensated.

PACIFIC ELEMENTARY SCHOOL DISTRICT
NOTES TO FINANCIAL STATEMENTS
JUNE 30, 2019

NOTE 8. RESTRICTED NET POSITION

The government-wide statement of net position reports \$247,544 of restricted net position, of which \$22,387 is restricted by enabling legislation.

NOTE 9. PACIFIC SCHOOL FOUNDATION

The Pacific School Foundation (PSF) was established as a 501(c)(3) non-profit organization in 1990 with the primary mission of providing additional financial support to the District. PSF has established an Endowment Fund the earnings of which are used to support the District, sponsors a variety of fundraising events throughout the school year, and seeks grants from businesses and foundations.

During the year ended June 30, 2019, PSF provided support in the amount \$22,250 to the District. PSF donations were used for services in the Visual and Performing Arts Program, for materials and instruction in the Life Lab program, and for services under the Library Program. The donations decreased by \$26,625 from the prior year.

NOTE 10. JOINT POWERS AGREEMENTS

The District is exposed to various risks of loss related to torts; theft of, damage to, and destruction of assets; errors and omissions; injuries to employees and natural disasters. During the fiscal year ending June 30, 2019, the District participated in several joint powers agreements (JPAs) to manage these risks. There were no significant reductions in coverage during the year. Settled claims have not exceeded coverage in any of the past three years.

The various JPAs and the services they provide the District are as follows:

- The Southern Peninsula Region Property and Liability Insurance Group (SPRIG) arrange for and provide property and liability insurance coverage for its member agencies.
- The Santa Cruz - San Benito County Schools Insurance Group (SC-SBCSIG) is an insurance purchasing pool, the intent of which is to achieve the benefits of a reduced premium for the member agencies by virtue of its grouping and representation with other participants in the SC-SBCSIG. The workers' compensation experience of the participating districts is calculated as one experience and a common premium rate is applied to all districts in the SC-SBCSIG. Each participant pays its workers' compensation premium based on its individual rate. Total savings are then calculated, and each participant's individual performance is compared to the overall savings. A participant will then either receive money from or be required to contribute to the "equity-pooling fund." This "equity-pooling fund" arrangement insures that each participant shares equally in the overall performance of the SC-SBCSIG.
- The Self-Insured Schools of California (SISC) SISC III arranges for and provides medical insurance coverage for its member school districts.
- The Santa Cruz County School Health Insurance Group (HIG) arranges for and provides dental and vision insurance coverage for its member school districts.

PACIFIC ELEMENTARY SCHOOL DISTRICT
NOTES TO FINANCIAL STATEMENTS
JUNE 30, 2019

NOTE 10. JOINT POWERS AGREEMENTS (Continued)

The District also participated in one JPAs for other administrative and program operations as follows:

- The North Santa Cruz County Special Education Local Plan Area arranges for and provides special education services for students of member school districts.

The relationship between the District and the JPAs is such that the JPAs are not component units of the District for financial reporting purposes. Each joint venture is governed by a board consisting of representatives from various member Districts. Each board controls the operations of the JPA, including selection of management, independent of any influence by the member Districts beyond their representation on the board. Each member District pays a premium commensurate with the level of coverage requested and shares surpluses and deficits proportionate to their participation in the JPA. The District's share of year-end assets, liabilities, or fund equity is not calculated by the JPAs. Separately issued financial statements can be requested from each JPA.

NOTE 11. STATE TEACHERS' RETIREMENT SYSTEM EARLY RETIREMENT INCENTIVE PROGRAM

The District did not enter into any early retirement incentive agreements during 2018/2019, pursuant to California Education Code, Sections 22714 and 44929, whereby the service credit to eligible employees is increased by two years.

PACIFIC ELEMENTARY SCHOOL DISTRICT
NOTES TO FINANCIAL STATEMENTS
JUNE 30, 2019

NOTE 12. COMMITMENTS AND CONTINGENCIES

A. Grants

The District received financial assistance from federal and state agencies in the form of grants. The disbursement of funds received under these programs generally require compliance with terms and conditions specified in the grant agreements, and are subject to audit by the grantor agencies. Any disallowed claims resulting from such audits could become a liability of the General Fund, or other applicable funds. However, in the opinion of management, any such disallowed claims will not have a material adverse effect on the overall financial position of the District at June 30, 2019.

B. Litigation

As of June 30, 2019 the District is not currently involved in any litigation.

C. Commitments

As of June 30, 2019 the District had no material commitments outstanding.

NOTE 13. SUBSEQUENT EVENTS

Events that occur after the balance sheet date but before the financial statements were available to be issued must be evaluated for recognition or disclosure. The effects of subsequent events that provide evidence about conditions that existed at the balance sheet date are recognized in the accompanying financial statements. Subsequent events which provide evidence about conditions that existed after the balance sheet date, require disclosure in the accompanying notes. Management evaluated the activity of the District through December 3, 2019 and concluded that no subsequent events have occurred that would require recognition in the financial statements or disclosure in the notes to the financial statements.

REQUIRED SUPPLEMENTARY INFORMATION SECTION

PACIFIC ELEMENTARY SCHOOL DISTRICT
 BUDGETARY COMPARISON SCHEDULE
 GENERAL FUND
 FOR THE YEAR ENDED JUNE 30, 2019

	Budgeted Amounts		Actual Amounts	Variance with Final Budget
	Original	Final		Favorable (Unfavorable)
REVENUES				
Local control sources:				
State apportionments	\$ 814,899	\$ 810,078	\$ 773,794	\$ (36,284)
Local sources	237,825	248,375	284,228	35,853
Federal	41,660	42,926	45,543	2,617
Other state	88,883	144,719	144,609	(110)
Other local	131,690	197,461	227,230	29,769
Total Revenues	1,314,956	1,443,559	1,475,404	31,845
EXPENDITURES				
Certificated salaries	511,086	521,792	518,561	3,231
Classified salaries	209,416	240,998	233,701	7,297
Employee benefits	265,689	315,680	312,524	3,156
Books and supplies	32,984	89,393	69,015	20,378
Services and other operating expenditures	223,645	235,782	177,318	58,464
Other outgo	250	250	150	100
Total Expenditures	1,243,070	1,403,895	1,311,269	92,626
Excess (deficiency) of revenues over expenditures before other financing Sources (uses)	71,886	39,664	164,135	124,471
OTHER FINANCING SOURCES (USES)				
Transfers out	(10,500)	(1,500)	(1,500)	-
Total Other Financing Sources (Uses)	(10,500)	(1,500)	(1,500)	-
Net Increase (Decrease) in Fund Balance	61,386	38,164	162,635	124,471
Fund Balance - Beginning	1,090,216	1,090,216	1,090,216	-
Fund Balance - Ending	\$ 1,151,602	\$ 1,128,380	\$ 1,252,851	\$ 124,471

See accompanying notes to required supplementary information.

PACIFIC ELEMENTARY SCHOOL DISTRICT
SCHEDULE OF THE DISTRICT'S PROPORTIONATE
SHARE OF THE NET PENSION LIABILITY
FOR THE YEAR ENDED JUNE 30, 2019

	2015	2016	2017	2018	2019
CalSTRS					
District's proportion as a percentage of the net pension liability	0.0010%	0.0011%	0.0008%	0.0009%	0.0009%
District's proportionate share of the net pension liability	\$ 584,370	\$ 740,564	\$ 649,406	\$ 871,580	\$ 870,995
State's proportionate share of the net pension liability associated with the District	352,871	391,642	369,695	515,620	498,686
Total	<u>\$ 937,241</u>	<u>\$ 1,132,206</u>	<u>\$ 1,019,101</u>	<u>\$ 1,387,200</u>	<u>\$ 1,369,681</u>
District's covered employee payroll	\$ 281,098	\$ 316,375	\$ 269,138	\$ 669,995	\$ 327,136
percentage of covered payroll.	208%	234%	241%	130%	266%
Plan's fiduciary net position	\$ 190,474,000,000	\$ 191,822,000,000	\$ 189,113,000,000	\$ 210,289,000,000	\$ 224,869,000,000
Plan fiduciary net position as a percentage of the total pension liability	76.5%	74.0%	70.0%	69.5%	71.0%
CalPERS					
District's proportion as a percentage of the net pension liability	0.0014%	0.0014%	0.0014%	0.0015%	0.0012%
District's proportionate share of the net pension liability	\$ 158,934	\$ 206,361	\$ 276,501	\$ 346,153	\$ 330,470
District's covered employee payroll	\$ 146,076	\$ 158,824	\$ 162,711	\$ 324,850	\$ 163,806
District's proportionate share of the net pension liability as a percentage of covered payroll.	109%	130%	170%	107%	202%
Plan's fiduciary net position	\$ 49,650,677,000	\$ 57,011,696,000	\$ 56,911,066,000	\$ 55,912,965,000	\$ 60,998,387,000
Plan fiduciary net position as a percentage of the total pension liability	83.5%	79.4%	73.9%	71.9%	70.8%

See accompanying notes to required supplementary information.

PACIFIC ELEMENTARY SCHOOL DISTRICT
SCHEDULE OF CONTRIBUTIONS - PENSION
FOR THE YEAR ENDED JUNE 30, 2019

	<u>2015</u>	<u>2016</u>	<u>2017</u>	<u>2018</u>	<u>2019</u>
CalSTRS					
Contractually required contribution (actuarially determined)	\$ 36,812	\$ 45,005	\$ 40,516	\$ 62,522	\$ 72,795
Contributions in relation to the actuarially determined contributions	<u>37,105</u>	<u>40,496</u>	<u>44,946</u>	<u>130,649</u>	<u>72,297</u>
Contribution deficiency (excess)	<u>\$ (293)</u>	<u>\$ 4,509</u>	<u>\$ (4,430)</u>	<u>\$ (68,127)</u>	<u>\$ 498</u>
Covered-employee payroll	\$ 281,098	\$ 316,375	\$ 269,138	\$ 669,995	\$ 327,136
Contributions as a percentage of covered payroll*	13.2%	12.8%	16.7%	19.5%	22.1%
CalPERS					
Contractually required contribution (actuarially determined)	\$ 17,200	\$ 18,873	\$ 19,571	\$ 25,637	\$ 25,390
Contributions in relation to the actuarially determined contributions	<u>17,237</u>	<u>18,900</u>	<u>19,688</u>	<u>45,479</u>	<u>25,390</u>
Contribution deficiency (excess)	<u>\$ (37)</u>	<u>\$ (27)</u>	<u>\$ (117)</u>	<u>\$ (19,842)</u>	<u>\$ -</u>
Covered-employee payroll	\$ 146,076	\$ 158,824	\$ 162,711	\$ 324,850	\$ 163,806
Contributions as a percentage of covered payroll*	11.8%	11.9%	12.1%	14.0%	15.5%

* Statements 67 and 68 required presentation of covered-employee payroll, which is the payroll of employees that are provided with pensions through the pension plan, and ratios that use the measure in schedules of required supplementary information. Statement No. 82 amends Statements 67 and 68 to instead require the presentation of covered payroll, defined as the payroll on which contributions to a pension plan are based, and ratios that use that measure.

PACIFIC ELEMENTARY SCHOOL DISTRICT
NOTES TO REQUIRED SUPPLEMENTARY INFORMATION
FOR THE YEAR ENDED JUNE 30, 2019

NOTE 1. PURPOSE OF REQUIRED SUPPLEMENTARY INFORMATION

A. Budgetary Comparison Schedule

Budgetary comparison schedules are required to be presented for the General Fund and each major special revenue fund that has a legally adopted budget. The originally adopted and final revised budgets are presented for such funds. The District employs budget control by object codes and by individual appropriation accounts. Budgets are prepared on the modified accrual basis of accounting in accordance with accounting principles generally accepted in the United States of America as prescribed by Governmental Accounting Standards Board. The budgets are revised during the year by the Board of Trustees to provide for revised priorities. Expenditures cannot legally exceed appropriations by major object code.

B. Schedule of the District's Proportionate Share of the Net Pension Liability

This schedule presents information on the District's proportionate share of the net pension liability (NPL), the plans' fiduciary net position and, when applicable, the State's proportionate share of the NPL associated with the District. In the future, as data becomes available, ten years of information will be presented.

Changes in Benefits Terms:

There were no changes in benefit terms since the previous valuations for both CalSTRS and CalPERS.

Changes in Assumptions:

There were no changes in the plan rate of investment return assumptions for both CalSTRS and CalPERS since the previous valuation.

C. Schedule of the District's Plan Contributions

This schedule presents information on the District's required contribution, the amounts actually contributed, and any excess or deficiency related to the required contribution. In the future, as data becomes available, ten years of information will be presented.

NOTE 2. EXCESS OF EXPENDITURES OVER APPROPRIATIONS

For the year ended June 30, 2019, there were no excess expenditures over appropriations.

SUPPLEMENTARY INFORMATION SECTION

PACIFIC ELEMENTARY SCHOOL DISTRICT
OTHER GOVERNMENTAL FUNDS FINANCIAL STATEMENT
COMBINING BALANCE SHEET
JUNE 30, 2019

	Child Development Fund	Cafeteria Fund	Deferred Maintenance Fund	Building Fund
ASSETS				
Cash and equivalents	\$ 57,628	\$ 28,159	\$ 25,572	\$ 44,066
Accounts receivable	-	12,008	-	-
Total Assets	\$ 57,628	\$ 40,167	\$ 25,572	\$ 44,066
LIABILITIES AND FUND BALANCE				
Liabilities:				
Accounts payable	\$ 8,962	\$ 3,141	\$ -	\$ -
Total Liabilities	8,962	3,141	-	-
Fund Balance:				
Restricted	48,666	37,026	-	44,066
Assigned				
Other assignments	-	-	25,572	-
Unassigned				
Total Fund Balance	48,666	37,026	25,572	44,066
Total Liabilities and Fund Balance	\$ 57,628	\$ 40,167	\$ 25,572	\$ 44,066

See accompanying notes to supplementary information.

PACIFIC ELEMENTARY SCHOOL DISTRICT
OTHER GOVERNMENTAL FUNDS FINANCIAL STATEMENT
COMBINING BALANCE SHEET
JUNE 30, 2019

	Capital Facilities Fund	Interest and Redemption Fund	Other Governmental Funds
ASSETS			
Cash and equivalents	\$ 3,329	\$ 23,909	\$ 182,663
Accounts receivable	-	-	12,008
Total Assets	\$ 3,329	\$ 23,909	\$ 194,671
LIABILITIES AND FUND BALANCE			
Liabilities:			
Accounts payable	\$ -	\$ -	\$ 12,103
Total Liabilities	-	-	12,103
Fund Balance:			
Restricted	3,329	-	133,087
Assigned			
Other assignments	-	23,909	49,481
Unassigned			
Total Fund Balance	3,329	23,909	182,568
Total Liabilities and Fund Balance	\$ 3,329	\$ 23,909	\$ 194,671

See accompanying notes to supplementary information.

PACIFIC ELEMENTARY SCHOOL DISTRICT
OTHER GOVERNMENTAL FUNDS FINANCIAL STATEMENT
COMBINING STATEMENT OF REVENUES, EXPENDITURES AND
CHANGES IN FUND BALANCES
FOR THE YEAR ENDED JUNE 30, 2019

	Child Development Fund	Cafeteria Fund	Deferred Maintenance Fund	Building Fund
REVENUES				
Local control sources:				
Local sources	\$ -	\$ -	\$ 10,000	\$ -
Federal	-	24,466	-	-
Other state	71,343	53,239	-	-
Other local	69,682	55,822	1,189	1,627
Total Revenues	<u>141,025</u>	<u>133,527</u>	<u>11,189</u>	<u>1,627</u>
EXPENDITURES				
Classified salaries	71,844	38,383	-	-
Employee benefits	43,492	16,781	-	-
Books and supplies	5,878	73,431	-	-
Services and other operating expenditures	591	2,286	11,302	21,120
Debt Service:				
Interest	-	-	-	-
Total Expenditures	<u>121,805</u>	<u>130,881</u>	<u>11,302</u>	<u>21,120</u>
Excess (deficiency) of revenues over expenditures before other financing sources (uses)	<u>19,220</u>	<u>2,646</u>	<u>(113)</u>	<u>(19,493)</u>
OTHER FINANCING SOURCES (USES)				
Transfers in	-	2,700	-	-
Transfers out	(1,200)	-	-	-
Total Other Financing Sources (Uses)	<u>(1,200)</u>	<u>2,700</u>	<u>-</u>	<u>-</u>
Net Increase (Decrease) in Fund Balance	18,020	5,346	(113)	(19,493)
Fund Balance - Beginning	30,646	31,680	25,685	63,559
Fund Balance - Ending	<u>\$ 48,666</u>	<u>\$ 37,026</u>	<u>\$ 25,572</u>	<u>\$ 44,066</u>

See accompanying notes to supplementary information.

PACIFIC ELEMENTARY SCHOOL DISTRICT
OTHER GOVERNMENTAL FUNDS FINANCIAL STATEMENT
COMBINING STATEMENT OF REVENUES, EXPENDITURES AND
CHANGES IN FUND BALANCES
FOR THE YEAR ENDED JUNE 30, 2019

	Capital Facilities Fund	Bond Interest and Redemption Fund	Total Other Governmental Funds
REVENUES			
Local control sources:			
Local sources	\$ -	\$ -	\$ 10,000
Federal	-	-	24,466
Other state	-	163	124,745
Other local	984	38,106	167,410
Total Revenues	<u>984</u>	<u>38,269</u>	<u>326,621</u>
EXPENDITURES			
Classified salaries	-	-	110,227
Employee benefits	-	-	60,273
Books and supplies	-	-	79,309
Services and other operating expenditures	19	-	35,318
Debt Service:			
Interest	-	36,747	36,747
Total Expenditures	<u>19</u>	<u>36,747</u>	<u>321,874</u>
Excess (deficiency) of revenues over expenditures before other financing sources (uses)	<u>965</u>	<u>1,522</u>	<u>4,747</u>
OTHER FINANCING SOURCES (USES)			
Transfers in	-	-	2,700
Transfers out	-	-	(1,200)
Total Other Financing Sources (Uses)	<u>-</u>	<u>-</u>	<u>1,500</u>
Net Increase (Decrease) in Fund Balance	965	1,522	6,247
Fund Balance - Beginning	<u>2,364</u>	<u>22,387</u>	<u>176,321</u>
Fund Balance - Ending	<u>\$ 3,329</u>	<u>\$ 23,909</u>	<u>\$ 182,568</u>

See accompanying notes to supplementary information.

PACIFIC ELEMENTARY SCHOOL DISTRICT
 SCHEDULE OF AVERAGE DAILY ATTENDANCE
 FOR THE YEAR ENDED JUNE 30, 2019

	<u>Second Period Report</u>		<u>Annual Report</u>	
	<u>Original</u>	<u>Revised</u>	<u>Original</u>	<u>Revised</u>
Certification Numbers	<u>1DD74DEA</u>		<u>586C5537</u>	
Grades TK / K-3:				
Regular Average Daily Attendance	<u>67.06</u>	<u>N/A</u>	<u>67.24</u>	<u>N/A</u>
Grades TK / K-3 Totals	<u>67.06</u>	<u>N/A</u>	<u>67.24</u>	<u>N/A</u>
Grades 4 - 6:				
Regular Average Daily Attendance	<u>42.09</u>	<u>N/A</u>	<u>42.32</u>	<u>N/A</u>
Grades 4 - 6 Totals	<u>42.09</u>	<u>N/A</u>	<u>42.32</u>	<u>N/A</u>
Total ADA	<u><u>109.15</u></u>	<u><u>N/A</u></u>	<u><u>109.56</u></u>	<u><u>N/A</u></u>

N/A - There were no audit findings resulting in necessary revisions to attendance.

PACIFIC ELEMENTARY SCHOOL DISTRICT
 SCHEDULE OF INSTRUCTIONAL TIME
 FOR THE YEAR ENDED JUNE 30, 2019

Grade Level	Minutes Requirement	2018/2019 Actual Minutes	Number of Days Traditional Calendar ^{1/2}	Status
Kindergarten	36,000	38,700	180	In Compliance
Grade one	50,400	50,880	180	In Compliance
Grade two	50,400	50,880	180	In Compliance
Grade three	50,400	50,880	180	In Compliance
Grade four	54,000	54,405	180	In Compliance
Grade five	54,000	54,405	180	In Compliance
Grade six	54,000	54,405	180	In Compliance

¹ The District did not utilize a multitrack calendar during the 2018/2019 year.

² The California Department of Education has approved the request for 1 emergency day for the year 2018/2019.

PACIFIC ELEMENTARY SCHOOL DISTRICT
SCHEDULE OF FINANCIAL TRENDS AND ANALYSIS
FOR THE YEAR ENDED JUNE 30, 2019

General Fund:	(Budgeted) *			
	2019/2020	2018/2019	2017/2018	2016/2017
Revenues and Other Financing Sources	\$ 1,404,631	\$ 1,475,404	\$ 1,340,034	\$ 1,372,837
Expenditures	1,385,180	1,311,269	1,349,948	1,259,090
Other Uses and Transfers Out	10,500	1,500	10,500	8,953
Total Outgo	1,395,680	1,312,769	1,360,448	1,268,043
Change in Fund Balance	8,951	162,635	(20,414)	104,794
Ending Fund Balance	\$ 1,261,802	\$ 1,252,851	\$ 1,090,216	\$ 1,110,630
Available Reserves	\$ 658,538	\$ 646,763	\$ 540,838	\$ 492,744
Reserve for Economic Uncertainties	\$ 75,000	\$ 75,000	\$ 75,000	\$ -
Unassigned Fund Balance	\$ 583,538	\$ 571,763	\$ 465,838	\$ 492,744
Available Reserves as a percentage of Total Outgo	47.2%	49.3%	39.8%	38.9%
Total Long-Term Debt	\$ 2,239,536	\$ 2,259,536	\$ 2,254,237	\$ 1,942,203
Average Daily Attendance at P-2	110	109	113	101

This schedule discloses the District's financial trends by displaying past years' data along with current year budget information. These financial trends are used to evaluate the District's ability to continue as a going concern for a reasonable period of time.

The General Fund balance has increased by \$142,221 over the past two years. The District has incurred an operating deficit in one of the past three years. The 2019/2020 General Fund budget projects a increase of \$8,951 (0.7%).

For a District of this size, the state recommends available reserves of at least 5% of total General Fund expenditures, transfers out, and other uses (other outgo).

Total long-term debt has increased by \$317,333 over the past two years.

Average daily attendance has increased by 8 ADA over the past two years. The ADA is anticipated to increase 1 ADA during the fiscal year 2019/2020.

* The 2019/2020 budget is included for analytical purposes only and has not been subjected to audit.

¹ Available reserves consists of all unassigned fund balances and reserves for economic uncertainty that are contained within the governmental funds. Unassigned fund balances are typically only reported in the General Fund. However, other governmental funds may report negative unassigned fund balances and are included in the reported available reserves.

PACIFIC ELEMENTARY SCHOOL DISTRICT
RECONCILIATION OF ANNUAL FINANCIAL AND
BUDGET REPORT (SACS) WITH AUDITED FINANCIAL STATEMENTS
FOR THE YEAR ENDED JUNE 30, 2019

	General Fund	Special Reserve Fund for Other Than Capital Outlay Projects *
June 30, 2019 Annual Financial and Budget Report (SACS) Fund Balance	\$ 889,710	\$ 363,141
Adjustments and Reclassifications:		
Reclassification for financial statement presentation	363,141	(363,141)
June 30, 2019 Audited Financial Statement Fund Balance	\$ 1,252,851	\$ -

* This audit reclassification is made for financial presentation purposes only, pursuant to GASB 54 which, when applied, does not recognize this fund as a special revenue fund type. Therefore, the fund balance is consolidated with the General Fund. However, the District is permitted under current State law to account for this fund as a special revenue fund type for interim reporting and budgeting purposes.

	Long-Term Debt
June 30, 2019 Annual Financial and Budget Report (SACS) Long-Term Debt	\$ 2,757,955
Adjustments and Reclassifications:	
Long-Term Debt: Net pension liability	(498,419)
June 30, 2019 Audited Financial Statement Balance	\$ 2,259,536

PACIFIC ELEMENTARY SCHOOL DISTRICT
NOTES TO SUPPLEMENTARY INFORMATION
FOR THE YEAR ENDED JUNE 30, 2019

NOTE 1. PURPOSE OF SUPPLEMENTARY INFORMATION

A. Other Governmental Funds Financial Statements

These statements provide information on the Pacific Elementary School District's (District) Governmental non-major funds, by object.

B. Schedule of Average Daily Attendance

Average daily attendance is a measurement of the number of pupils attending classes of the District. The purpose of attendance accounting from a fiscal standpoint is to provide the basis on which apportionments of state funds are made to the District. This schedule provides information regarding the attendance of students at various grade levels and in different programs.

C. Schedule of Instructional Time

This schedule presents information on the amount of instructional time and number of days offered by the District and whether the District complied with the provisions of Education Code Sections 46201 through 46208. The District has received incentive funding for increasing instructional time as provided by the Incentives for Longer Instructional Day and has met its local control funding formula target.

D. Schedule of Financial Trends and Analysis

This schedule discloses the District's financial trends by displaying past years' data along with current year budget information. These financial trend disclosures are used to evaluate the District's ability to continue as a going concern for a reasonable period of time.

E. Reconciliation of Annual Financial and Budget Report (SACS) with Audited Financial Statements

This schedule provides the information necessary to reconcile the fund balances of all funds reported on the Unaudited Actual Financial Report to the audited financial statements.

F. Schedule of Charter School

This schedule represents a complete listing of all charter schools authorized by the District and indicates whether their financial activities and balances have been included in the District's annual audited financial statements for the year ended June 30, 2019. The District has not authorized any Charter Schools; therefore this schedule has not been included for 2018/2019.

OTHER INDEPENDENT AUDITOR'S REPORTS

REPORT ON INTERNAL CONTROL OVER FINANCIAL REPORTING AND ON COMPLIANCE AND OTHER MATTERS BASED ON AN AUDIT OF FINANCIAL STATEMENTS PERFORMED IN ACCORDANCE WITH *GOVERNMENT AUDITING STANDARDS*

INDEPENDENT AUDITOR'S REPORT

Board of Trustees
Pacific Elementary School District
Davenport, California

We have audited, in accordance with the auditing standards generally accepted in the United States of America and the standards applicable to financial audits contained in *Government Auditing Standards* issued by the Comptroller General of the United States, the financial statements of, and the aggregate remaining fund information of Pacific Elementary School District (District) as of and for the year ended June 30, 2019, and the related notes to the financial statements, which collectively comprise the District's basic financial statements, and have issued our report thereon dated December 3, 2019.

Internal Control Over Financial Reporting

In planning and performing our audit of the financial statements, we considered the District's internal control over financial reporting (internal control) to determine the audit procedures that are appropriate in the circumstances for the purpose of expressing our opinions on the financial statements, but not for the purpose of expressing an opinion on the effectiveness of the District's internal control. Accordingly, we do not express an opinion on the effectiveness of the District's internal control.

A *deficiency in internal control* exists when the design or operation of a control does not allow management or employees, in the normal course of performing their assigned functions, to prevent, or detect and correct, misstatements on a timely basis. A *material weakness* is a deficiency, or a combination of deficiencies, in internal control, such that there is a reasonable possibility that a material misstatement of the District's financial statements will not be prevented or detected and corrected on a timely basis. A *significant deficiency* is a deficiency, or a combination of deficiencies, in internal control that is less severe than a material weakness, yet important enough to merit attention by those charged with governance.

Our consideration of internal control was for the limited purpose described in the first paragraph of this section and was not designed to identify all deficiencies in internal control that might be material weaknesses or significant deficiencies. Given these limitations, during our audit we did not identify any deficiencies in internal control that we consider to be material weaknesses. However, material weaknesses may exist that have not been identified.

Compliance and Other Matters

As part of obtaining reasonable assurance about whether the District's financial statements are free from material misstatement, we performed tests of its compliance with certain provisions of laws, regulations, contracts, and grant agreements, noncompliance with which could have a direct and material effect on the determination of financial statement amounts. However, providing an opinion on compliance with those provisions was not an objective of our audit, and accordingly, we do not express such an opinion. The results of our tests disclosed no instances of noncompliance or other matters that are required to be reported under *Government Auditing Standards*.

Purpose of this Report

The purpose of this report is solely to describe the scope of our testing of internal control and compliance and the results of that testing, and not to provide an opinion on the effectiveness of the District's internal control or on compliance. This report is an integral part of an audit performed in accordance with *Government Auditing Standards* in considering the District's internal control and compliance. Accordingly, this communication is not suitable for any other purpose.

Robertson & Associates, CPAs

Lakeport, California

December 3, 2019

INDEPENDENT AUDITOR'S REPORT ON STATE COMPLIANCE

Board of Trustees
Pacific Elementary School District
Davenport, California

Compliance

We have audited Pacific Elementary School District (District)'s compliance with the types of compliance requirements described in the *2018-19 Guide for Annual Audits of K-12 Local Education Agencies and State Compliance Reporting*, that could have a material effect on each of the District's state programs for the year ended June 30, 2019.

Management's Responsibility

Compliance with the applicable compliance requirements is the responsibility of the District's management.

Auditor's Responsibility

Our responsibility is to express an opinion on the District's compliance with the applicable compliance requirements based on our compliance audit.

We conducted our audit of compliance in accordance with auditing standards generally accepted in the United States of America; the standards applicable to financial audits contained in *Government Auditing Standards*, issued by the Comptroller General of the United States; and *2018-19 Guide for Annual Audits of K-12 Local Education Agencies and State Compliance Reporting*. Those standards require that we plan and perform the audit to obtain reasonable assurance about whether noncompliance with the types of compliance requirements referred to above that could have a direct material effect on the programs identified in the below schedule occurred. An audit includes examining, on a test basis, evidence about the District's compliance with those requirements and performing such other procedures as we considered necessary in the circumstances. We believe that our audit provides a reasonable basis for our opinion. Our audit does not provide a legal determination of the District's compliance with those requirements.

In connection with the compliance audit referred to above, we selected and tested transactions and records to determine the District's compliance with the State laws and regulations applicable to the following items:

Description	Procedures Performed
Local Education Agencies Other Than Charter Schools:	
Attendance	Yes
Teacher Certification and Misassignments	Yes
Kindergarten Continuance	Yes
Independent Study	Yes
Continuation Education	Not Applicable
Instructional Time	Yes
Instructional Materials	Yes
Ratios of Administrative Employees to Teachers	No, See Below
Classroom Teacher Salaries	Yes
Early Retirement Incentive	No, See Below
Gann Limit Calculation	Yes
School Accountability Report Card	Yes
Juvenile Court Schools	Not Applicable
Middle or Early College High Schools	Not Applicable
K-3 Grade Span Adjustment	Yes
Transportation Maintenance of Effort	No, See Below
Apprenticeship: Related and Supplemental Instruction	Not Applicable
Comprehensive School Safety Plan	Yes
District of Choice	No, See Below
School Districts, County Office of Education and Charter Schools	
California Clean Energy Jobs Act	Yes
After School Education and Safety Program	No, See Below
Proper Expenditure of Education Protection Account Funds	Yes
Unduplicated Local Control Funding Formula Pupil Counts	Yes
Local Control and Accountability Plan	Yes
Independent Study-Course Based	Not Applicable
Charter Schools	
Attendance	Not Applicable
Mode of Instruction	Not Applicable
Nonclassroom-Based Instruction/Independent Study For Charter Schools	Not Applicable
Determination of Funding for Nonclassroom-Based Instruction	Not Applicable
Annual Instructional Minutes - Classroom Based	Not Applicable
Charter School Facility Grant Program	Not Applicable

The term "Not Applicable" used above is to mean either the District did not offer the program during the current fiscal year or the program applies to a different type of local education agency.

We did not perform testing for Ratios of Administrative Employees to Teachers because the District has one or fewer administrators.

The District does not offer an Early Retirement Incentive Program; therefore, we did not perform any procedures related to this program.

We did not perform testing for Transportation Maintenance of Effort because the District did not participate in the program in 2012/2013.

The District did not apply to be a District of Choice; therefore, we did not perform any procedures related to this program.

The District did not receive any funds from the After School Education and Safety Program; therefore, we did not perform any procedures related to the After School Education and Safety Program.

Basis for Qualified Opinion on State Compliance

As described in the accompanying schedule of findings and responses, the District did not comply with compliance requirements regarding Instructional Materials as described item 2019-001. Compliance with such requirements is necessary, in our opinion, for Pacific Elementary School District to comply with state laws and regulations applicable to that program.

Qualified Opinion on State Programs

In our opinion, except for the noncompliance with Instructional Materials identified in the schedule of findings and responses, as item 2019-001, Pacific Elementary School District complied, in all material respects, with the state laws and regulations referred to above for the year ended June 30, 2019.

Unmodified Opinion on Each of the other State Programs

In our opinion, the District complied, in all material respects, with the types of compliance requirements referred to above that could have a direct and material effect on each of the state compliance programs identified in the table above for the year ended June 30, 2019.

District's Response to Findings

The District's response to the finding identified in our audit is included in the accompanying schedule of findings and responses. We did not audit the District's response and, accordingly, express no opinion on the response.

Robertson & Associates, CPAs

Lakeport, California
December 3, 2019

FINDINGS AND RESPONSES SECTION

PACIFIC ELEMENTARY SCHOOL DISTRICT
FINDINGS AND RESPONSES
FOR THE YEAR ENDED JUNE 30, 2019

Financial Statement Findings

There were no findings or questioned costs relative to the financial statements.

Federal Award Findings and Questioned Costs

There were no findings or questioned costs relative to federal awards or programs.

State Award Findings and Questioned Costs

2019-001 Instructional Materials / State Code 70000 Instructional Materials

Criteria

Education Code §60119(B) states - The public hearing shall take place on or before the end of the eighth week from the first day pupils attend school for that year. A school district that operates schools on a multitrack, year-round calendar shall hold the hearing on or before the end of the eighth week from the first day pupils attend school for that year on any tracks that begin a school year in August or September.

Condition

The District's governing board held the required public hearing after the eighth week of school.

Effect

The District is out of compliance with State requirements which could jeopardize program funding.

Cause

The District inadvertently missed holding the public hearing before the eighth week.

Questioned Cost

None

Recommendation

The District should follow all outlined Instructional Materials requirements per Education Code 60119.

District Response and Action Plan

The District held the public hearing on the adoption of instructional materials just before the 1st board meeting of the 2019/20 school year. There were no comments from the public and the board adopted on August 20, 2019 the materials via resolution 2020-01.

PACIFIC ELEMENTARY SCHOOL DISTRICT
SUMMARY SCHEDULE OF PRIOR AUDIT FINDINGS
FOR THE YEAR ENDED JUNE 30, 2019

Finding/Recommendation	Current Status	District Explanation, If Not Implemented
There were no prior year findings.		